



AGENDA

**FINANCE COMMITTEE
COMMITTEE OF THE WHOLE**

**San Mateo County Transit District
Bacciocco Auditorium - Second Floor
1250 San Carlos Ave., San Carlos, CA**

WEDNESDAY, APRIL 4, 2018 – 2:45 p.m.

or immediately following previous Committee meeting

1. Call to Order

ACTION

2. Approval of Minutes of Finance Committee Meeting of March 7, 2018
3. Authorize Acceptance of Statement of Revenue and Expenses for February 2018
4. Delegated Authority to General Manager/CEO on Certain Real Estate Offers, Transactions and Property Rights Conveyances

CONTRACT

5. Award of Contract for SamTrans Mobility Application Solution

Committee Members: Karyl Matsumoto, Rose Guilbault, Dave Pine

NOTE:

- This Committee meeting may be attended by Board Members who do not sit on this Committee. In the event that a quorum of the entire Board is present, this Committee shall act as a Committee of the Whole. In either case, any item acted upon by the Committee or the Committee of the Whole will require consideration and action by the full Board of Directors as a prerequisite to its legal enactment.
- All items appearing on the agenda are subject to action by the Board. Staff recommendations are subject to change by the Board.

MINUTES OF FINANCE COMMITTEE MEETING
COMMITTEE OF THE WHOLE
MARCH 7, 2018

Committee Members Present: K. Matsumoto, (Committee Chair), R. Guilbault, D. Pine

Other Board Members Present, Constituting Committee of the Whole: J. Gee, Z. Kersteen-Tucker, C. Stone, J. Powell

Other Board Members Absent: C. Groom

Staff Present: J. Hartnett, C. Mau, R. Bolon, J. Cassman, A. Chan, D. Hansel, R. Lobo, D. Olmeda, S. Murphy, S. van Hoften, C. Gumpal, C. Boland

Committee Member Matsumoto called the meeting to order at 3:02 pm.

Approval of Minutes of February 7, 2018

Motion/Second: Guilbault/Stone

Ayes: Gee, Matsumoto, Powell, Guilbault, Kersteen-Tucker, Pine, Ratto, Stone

Absent: Groom

Acceptance of Statement of Revenue and Expenses for January 2018

Derek Hansel, Chief Finance Officer, answered questions of committee members, notably the projected budget deficit for the year. Director Matsumoto requested larger print of the financials in landscape view, if possible.

Motion/Second: Gee/Pine

Ayes: Gee, Matsumoto, Powell, Guilbault, Kersteen-Tucker, Pine, Ratto, Stone

Absent: Groom

Authorize Amendment of Fiscal Year 2018 Operating Budget to Increase Total Operating Revenues and Expenses by \$300,000 from \$172,591 to \$172,891 to Continue "Get Us Moving" San Mateo County Public Engagement Efforts

Chief Communications Officer Seamus Murphy provided background on the outreach efforts for the Get Us Moving campaign. By way of background, he stated in response to AB 1613 (Mullin) and in coordination with the County of San Mateo Board of Supervisors, SamTrans will be allowed to seek voter approval of a new ½ cent sales tax dedicated for long-term transportation services in San Mateo County. A November 2018 ballot measure would require 66.6% voter approval in order to pass. Mr. Murphy discussed the awareness polling (telephone and internet) that had been conducted to date and the positive survey responses that had been received. Mr. Murphy stated that a sales tax measure could generate an estimated \$80 million per year, with expenditure plan of projects, programs, and services that may include improvements to public transit, local streets and roads, state highways, bicycle and pedestrian facilities, intelligent transportation systems and transportation planning.

Mr. Murphy introduced, Charles Hester, Vice President of Godbe Research, who provided a comprehensive overhead presentation on the research which was conducted for a potential November half-cent sales tax ballot measure which would be used to reduce traffic in San Mateo County. He discussed in detail the background and methodology of the research and the data that shows polling stands at 74.1%.

Director Kersteen-Tucker thanked Mr. Murphy and his team for the outreach efforts and engaging the public in the effort. Chair Stone echoed the appreciation commentary and thanked the SamTrans board, the Board of Supervisor and everyone involved in the outreach and communications efforts in that regard.

Public Comment

Andy Chow, cautioned about vague wording in the proposed expenditure plan.

Mr. Murphy discussed Phase II of the project and recommended adjusting the budget by \$300,000, from \$6,038,515 to \$6,338,515 to continue with the efforts in the Get us Moving campaign, noting that the County Board of Supervisors would also consider the item on March 13. He also expressed gratitude to the County Board of Supervisors for their role and support in the effort.

General Manager/CEO Hartnett thanked the ad hoc Get Us Moving committee, which greatly contributed to outreach efforts as well in the County.

The Finance Committee recommended Board approval of the Resolution to Amend the Fiscal Year 2018 Operating Budget to Increase Total Operating Revenues by \$300,000 from \$172,591,153 to \$172,891,153, and increase Total Operating Expenses by \$600,000 from \$148,156,210 to \$148,756,210, and Authorize Receipt of Funds from County of San Mateo for Continuation of Get Us Moving San Mateo County Public Engagement Efforts.

Motion/Second: Gee/Stone

Ayes: Gee, Matsumoto, Powell, Guilbault, Kersteen-Tucker, Pine, Ratto, Stone

Absent: Groom

Authorize the Filing and Execution of a Funding Application for the US-101 Express Bus Pilot Project

Motion/Second: Gee/Stone

Ayes: Gee, Matsumoto, Powell, Guilbault, Kersteen-Tucker, Pine, Ratto, Stone

Absent: Groom

Authorize the Application For and Receipt of San Mateo County Shuttle Program Funds

Peter Skinner, Manager, grants and Fund Programming, presented the report and recommended approval of the Committee.

As an aside, Director Matsumoto requested a meeting with the Brisbane Unified School District and SamTrans in order to coordinate efforts for transportation issues in that area of the County.

Motion/Second: Gee/Stone

Ayes: Gee, Groom, Matsumoto, Powell, Guilbault, Kersteen-Tucker, Pine, Ratto, Stone

Absent: Groom

Approval of Compensation Changes for Administrative Employees and Adoption of Salary Ordinance No.101

Deputy CEO/General Manager, Carter Mau, presented Segal Waters Consulting's recommendations regarding compensation survey and changes, noting that a salary survey had not been conducted in over 10 years. He highlighted many inconsistencies in the pay ranges and intervals, the fact that there was no connection between performance ratings and pay raises, among many other issues. Mr. Mau discussed collapsing certain job titles and creating 13 new titles, establishing career ladders, equity adjustments for employees who have worked over five years and finally, adopting an employee appeal procedure. He stated that the consultant recommended a salary survey be conducted every three to five years. SamTrans benefit package was reviewed as well and was found to be in alignment with its peers.

CEO/General Manager Hartnett thanked the board for allowing the survey to be conducted. Board members provided commentary on the difficulty of keeping quality staff in the current housing and job market.

Motion/Second: Stone/Guilbault

Ayes: Gee, Matsumoto, Powell, Guilbault, Kersteen-Tucker, Pine, Ratto, Stone

Absent: Groom

Authorize Award of Contract for the Purchase and Delivery of 10 Heavy-Duty Electric Buses and Charging Stations

Ms. Taylor and Mr. Olmeda answered questions of committee and board members regarding life cycle, range in miles for the electric buses, charging rates, fuel and electrical costs, solar infrastructure, labor and training for an electrical fleet.

Motion/Second: Powell/Kersteen-Tucker

Ayes: Gee, Matsumoto, Powell, Guilbault, Kersteen-Tucker, Pine, Ratto, Stone

Absent: Groom

Authorize Award of Contract for Industrial Waste Line Replacement Project

Motion/Second: Gee/Stone

Ayes: Gee, Matsumoto, Powell, Guilbault, Kersteen-Tucker, Pine, Ratto, Stone

Absent: Groom

Authorize Award of Contract to Provide Industrial Waste Disposal Services

Motion/Second: Gee/Stone

Ayes: Gee, Matsumoto, Powell, Guilbault, Kersteen-Tucker, Pine, Ratto, Stone

Absent: Groom

Adjourned: 4:20 p.m.

**SAN MATEO COUNTY TRANSIT DISTRICT
STAFF REPORT**

TO: Finance Committee

THROUGH: Jim Hartnett
General Manager/CEO

FROM: Derek Hansel
Chief Financial Officer

SUBJECT: **STATEMENT OF REVENUES AND EXPENSES FOR THE PERIOD ENDING
FEBRUARY 28, 2018**

ACTION

Staff proposes the Committee recommend that the Board accept and enter into the record the Statement of Revenues and Expenses for the month of February 2018 and supplemental information.

This staff report provides a brief discussion of significant items and trends on the attached Statement of Revenues and Expenses through February 28, 2018. The statement has been designed to follow the Agency wide line item rollup as included in the adopted budget. The columns have been designed to provide easy comparison of year to date prior to current actuals for the current fiscal year including dollar and percentage variances. In addition, the current forecast of Revenues and Expenses is compared to the Adopted Budget for Fiscal Year 2018.

SIGNIFICANCE

Annual Forecast: The forecast was updated this month with a new process to improve accuracy of year-end results and increase visibility to current trends. Finance staff collaborated with division chiefs and cost center managers to estimate year-end expense and review variances between actual and budget. The forecast reflects a deficit of \$4.2 million compared to a \$6.0 million projected deficit in the revised budget (page 1, line 35). This is an improvement of \$1.7 million. The variance is in large part due to savings in Motor Bus expenses (page 1, line 19) driven primarily by lower Professional Services (page 3, line 7), Worker's Compensation (page 3, line 23), Promotional and Legal Advertising (page 3, line 27), and Contracted Urban Bus Service (page 3, line 35). The lower Motor Bus expense of \$1.9 million is partially offset by lower Passenger Fares of \$1.1 million (page 1, line 1).

Year to Date Revenues: As of February year-to-date actuals, the Total Sources of Funds (page 1 of the Statement of Revenues and Expenses, line 15) are \$0.5 million higher than the prior year. This is driven by a higher AB434 and TA Funded Shuttle (page 1, line 7), District ½ cent Sales Tax (page 1, line 10) and Investment Interest (page 1, line 11) offset by decline in revenues from Passenger Fares (page 1, line 1) and SM County Measure A & Other (page 1, line 6) due to a reduction in paratransit funding for FY2018.

Year to Date Expenses: As of February year-to-date actuals, the Total Uses of Funds (page 1, line 33) are \$8.1 million higher than the prior year-to-date actuals. This is primarily due to Total Motor Bus expenses which are higher by \$1.1 million (page 1 line 19) due to inclusion of unfunded CalPERS and Other Post-Employment Benefits (OPEB) liability (this expense, which was incurred in July, will not recur throughout the year), ADA Programs are \$1.0 million higher than prior year (page 1, line 20) due to new insurance claims, and Sales Tax Allocation for Capital Programs (page 1, line 29) which was not broken out in prior years.

BUDGET IMPACT

There are no budget amendments for the month of February 2018.

STRATEGIC INITIATIVE

This item does not achieve a strategic initiative.

Prepared By:	Melanie Hartanto, Accountant	650-508-6478
	Jeannie Chen, Manager, General Ledger	650-508-6259

**SAN MATEO COUNTY TRANSIT DISTRICT
SUMMARY OF REVENUES AND EXPENSES
FISCAL YEAR 2018
FEBRUARY 2018**

% OF YEAR ELAPSED: 66.7%

	YEAR-TO-DATE				ANNUAL			
	PRIOR ACTUAL	CURRENT ACTUAL	VARIANCE	% VARIANCE	BUDGET*	FORECAST	VARIANCE	% VARIANCE
SOURCES OF FUNDS								
Operating Revenues								
1 Passenger Fares	\$ 11,230,236	\$ 10,671,685	\$ (558,551)	(5.0%)	\$ 16,977,116	\$ 15,917,012	\$ (1,060,105)	(6.2%)
2 Local TDA and STA Funds	27,254,929	28,008,979	754,050	2.8%	42,013,473	42,013,473	0	0.0%
3 Pass through to Other Agencies	117,594	555,353	437,760	372.3%	836,536	836,536	0	0.0%
4 Operating Grants	2,469,603	1,738,166	(731,437)	(29.6%)	5,382,754	5,382,754	0	0.0%
5 SMCTA Measure A	6,464,102	6,468,920	4,818	0.1%	9,577,753	9,577,753	0	0.0%
6 SM County Measure A & Other	3,333,333	2,500,000	(833,333)	(25.0%)	3,750,000	3,750,000	0	0.0%
7 AB434 Funds, TA Funded Shuttle & Other	72,667	207,317	134,649	185.3%	532,794	532,794	0	0.0%
8 Subtotal - Operating Revenues	50,942,465	50,150,419	(792,045)	(1.6%)	79,070,426	78,010,321	(1,060,104)	(1.3%)
Other Revenue Sources								
10 District 1/2 Cent Sales Tax	53,599,731	54,524,337	924,606	1.7%	84,660,000	84,660,000	0	0.0%
11 Investment Interest	1,067,933	1,326,329	258,396	24.2%	1,100,312	1,904,747	804,435	73.1%
12 Other Interest, Rent & Other Income	5,157,667	5,241,567	83,900	0.0%	7,832,588	7,576,674	(255,914)	(3.3%)
13 Subtotal - Other Revenues	59,825,331	61,092,233	1,266,902	2.1%	93,592,900	94,141,421	548,521	0.6%
14								
15 Total Sources of Funds	110,767,795	111,242,653	474,858	0.4%	172,663,326	172,151,743	(511,583)	(0.3%)
USES OF FUNDS								
Operating Expenses								
19 Motor Bus	72,028,506	73,158,666	1,130,160	1.6%	120,329,771	118,448,374	(1,881,397)	(1.6%)
20 A. D. A. Programs	11,334,539	12,311,355	976,816	8.6%	18,432,288	18,332,519	(99,769)	(0.5%)
21 Caltrain	4,320,093	4,113,176	(206,917)	(4.8%)	6,191,353	6,191,353	0	0.0%
22 Other Multi-modal Programs	1,306,399	1,292,230	(14,169)	(1.1%)	2,320,546	2,064,632	(255,914)	(11.0%)
23 Pass through to Other Agencies	117,594	555,353	437,759	372.3%	836,536	836,536	0	0.0%
24 Land Transfer Interest Expense	0	0	0	0.0%	45,716	45,716	0	0.0%
25 Total Operating Expense	89,107,131	91,430,780	2,323,649	2.6%	148,156,210	145,919,130	(2,237,080)	(1.5%)
26								
27 Total Operating Surplus/ (Deficit)	21,660,664	19,811,873	(1,848,791)	(8.5%)	24,507,116	26,232,613	1,725,497	7.0%
28								
29 Sales Tax Allocation - Capital Program **	0	5,859,609	5,859,609	0.0%	8,789,413	8,789,413	0	0.0%
30								
31 Total Debt Service	6,666,630	6,586,871	(79,759)	(1.2%)	21,684,044	21,684,044	0	0.0%
32								
33 Total Uses of Funds	\$ 95,773,761	\$ 103,877,260	\$ 8,103,499	8.5%	\$ 178,629,667	\$ 176,392,587	\$ (2,237,080)	(1.3%)
34								
35 PROJECTED SURPLUS/ (DEFICIT)	\$ 14,994,034	\$ 7,365,393	\$ (7,628,641)	(50.9%)	\$ (5,966,342)	\$ (4,240,845)	\$ 1,725,497	(28.9%)

This report represents actuals and budgets on budgetary basis.

* Reflects Revised Budget approved by the BOD on Sept 6th, 2017 plus Budget Transfers

** In prior years, sales tax allocation for capital program was not reflected as a separate line on the financial statement.

**SAN MATEO COUNTY TRANSIT DISTRICT
STATEMENT OF REVENUES
FISCAL YEAR 2018
FEBRUARY 2018**

% OF YEAR ELAPSED: **66.7%**

	YEAR-TO-DATE				ANNUAL			
	PRIOR ACTUAL	CURRENT ACTUAL	VARIANCE	% VARIANCE	BUDGET*	FORECAST	VARIANCE	% VARIANCE
OPERATING REVENUES - MOTOR BUS								
1 TOTAL MOTOR BUS FARES	\$ 10,758,396	\$ 10,082,666	\$ (675,730)	(6.3%)	\$ 16,235,675	\$ 15,077,012	\$ (1,158,663)	(7.1%)
2 LOCAL (TDA) TRANSIT FUND:								
3 General Operating Assistance	25,073,073	24,293,833	(779,239)	(3.1%)	36,440,750	36,440,750	0	0.0%
4 STATE TRANSIT ASSISTANCE:								
5 Local STA Operating Assistance	695,138	2,206,757	1,511,620	217.5%	3,310,138	3,310,138	0	0.0%
6 OPERATING GRANTS								
7 TOTAL OPERATING GRANTS	1,047,228	555,926	(491,303)	(46.9%)	1,481,020	1,481,020	0	0.0%
8 DISTRICT 1/2 CENT SALESTAX:								
9 General Operating Assistance	29,761,969	30,899,161	1,137,192	3.8%	55,974,633	54,594,193	(1,380,440)	(2.5%)
11 Accessibility Fixed Route	630,998	573,338	(57,660)	(9.1%)	1,108,056	1,108,056	0	0.0%
12 TOTAL 1/2 CENT SALESTAX	30,392,967	31,472,499	1,079,532	3.6%	57,082,689	55,702,249	(1,380,440)	(2.4%)
13 INVESTMENT INTEREST INCOME:								
14 Investment Interest Income	836,610	1,050,767	214,157	25.6%	861,312	1,519,018	657,706	76.4%
15 OTHER REVENUE SOURCES:								
17 Rental Income	1,027,891	1,002,618	(25,273)	(2.5%)	1,400,000	1,400,000	0	0.0%
18 Advertising Income	491,026	1,173,659	682,633	139.0%	1,210,700	1,210,700	0	0.0%
19 Other Income	1,706,178	1,319,942	(386,237)	(22.6%)	2,307,488	2,307,488	0	0.0%
20 TOTAL OTHER REVENUES	3,225,095	3,496,219	271,123	8.4%	4,918,188	4,918,188	0	0.0%
21 TOTAL MOTOR BUS	72,028,506	73,158,666	1,130,160	1.6%	120,329,771	118,448,374	(1,881,397)	(1.6%)
23 AMERICAN DISABILITIES ACT:								
25 Passenger Fares Redi-Wheels	471,840	589,019	117,179	24.8%	741,441	840,000	98,559	13.3%
26 Local TDA 4.5 Redi-Wheels	1,229,495	1,278,623	49,127	4.0%	1,917,934	1,917,934	0	0.0%
27 Local STA - Paratransit	257,223	229,766	(27,457)	(10.7%)	344,649	344,649	0	0.0%
28 Operating Grants	1,422,375	1,182,240	(240,135)	(16.9%)	3,828,953	3,828,953	0	0.0%
29 Sales Tax - District ADA Programs	137,624	1,885,773	1,748,149	1270.2%	981,809	636,751	(345,057)	(35.1%)
30 Sales Tax - Paratransit Suppl. Coastside	1,162,015	1,147,612	(14,403)	(1.2%)	1,842,100	1,842,100	0	0.0%
31 Interest Income - Paratransit Fund	231,323	275,563	44,240	19.1%	239,000	385,729	146,729	61.4%
32 SMCTA Measure A Redi-Wheels	2,144,009	2,355,744	211,735	9.9%	3,386,400	3,386,400	0	0.0%
33 SM County Measure A & Other	3,333,333	2,500,000	(833,333)	(25.0%)	3,750,000	3,750,000	0	0.0%
34 Measure M Paratransit	945,300	867,016	(78,284)	(8.3%)	1,400,000	1,400,000	0	0.0%
35 TOTAL ADA PROGRAMS	11,334,539	12,311,355	976,816	8.6%	18,432,288	18,332,519	(99,769)	(0.5%)
37 MULTI-MODAL TRANSIT PROGRAMS:								
38 Transfer from SMCTA for Caltrain	4,320,093	4,113,176	(206,917)	(4.8%)	6,191,353	6,191,353	0	0.0%
39 AB434 Funds, TA Funded Shuttle & Other	72,667	207,317	134,649	185.3%	460,013	460,013	0	0.0%
40 Employer SamTrans Shuttle Funds	987,272	878,332	(108,940)	(11.0%)	1,514,400	1,258,486	(255,914)	(16.9%)
41 Sales Tax - SamTrans Shuttle Program	135,883	90,651	(45,232)	(33.3%)	103,352	103,352	0	0.0%
42 Bay Area Bike Share Pilot Program	0	0	0	0.0%	72,781	72,781	0	0.0%
43 Sales Tax - Gen. Operating Asst.	110,576	115,930	5,354	4.8%	170,000	170,000	0	0.0%
44 TOTAL MULTIMODAL	5,626,492	5,405,406	(221,086)	(3.9%)	8,511,899	8,255,985	(255,914)	(3.0%)
46 TOTAL REVENUES	\$ 88,989,536	\$ 90,875,427	\$ 1,885,891	2.1%	\$ 147,273,958	\$ 145,036,878	\$ (2,237,080)	(1.5%)

* Reflects Revised Budget approved by the BOD on Sept 6th, 2017 plus Budget Transfers

**SAN MATEO COUNTY TRANSIT DISTRICT
OPERATING EXPENSES
FISCAL YEAR 2018
FEBRUARY 2018**

% OF YEAR ELAPSED: **66.7%**

EXPENSES	YEAR-TO-DATE				ANNUAL			
	PRIOR ACTUAL	CURRENT ACTUAL	VARIANCE	% VARIANCE	BUDGET*	FORECAST	VARIANCE	% VARIANCE
DISTRICT OPERATED BUSES								
1 Wages & Benefits	\$ 39,571,692	\$ 39,814,169	\$ 242,477	0.6%	\$ 59,583,828	\$ 59,583,828	0	0.0%
2								
3 Services:								
4 Board of Directors	32,849	35,561	2,712	8.3%	86,000	86,000	0	0.0%
5 Contracted Vehicle Maintenance	728,031	790,118	62,086	8.5%	1,335,850	1,316,750	(19,100)	(1.4%)
6 Property Maintenance	640,147	798,449	158,302	24.7%	1,055,500	1,271,750	216,250	20.5%
7 Professional Services	2,725,094	2,304,722	(420,372)	(15.4%)	5,375,327	4,700,663	(674,664)	(12.6%)
8 Technical Services	4,172,513	3,863,379	(309,134)	(7.4%)	8,096,697	8,104,152	7,455	0.1%
9 Other Services	1,697,906	1,676,259	(21,647)	(1.3%)	3,160,668	3,160,668	0	0.0%
10								
11 Materials & Supply:								
12 Fuel and Lubricants	1,823,630	1,927,445	103,815	5.7%	3,719,600	3,637,440	(82,160)	(2.2%)
13 Bus Parts and Materials	1,361,111	1,247,384	(113,727)	(8.4%)	2,038,233	2,370,499	332,266	16.3%
14 Uniforms and Driver Expense	205,708	191,113	(14,596)	(7.1%)	537,231	563,952	26,721	5.0%
15 Timetables and Tickets	70,238	99,398	29,160	41.5%	326,500	323,500	(3,000)	(0.9%)
16 Office Supplies / Printing	229,178	200,351	(28,827)	(12.6%)	489,412	476,974	(12,438)	(2.5%)
17 Other Materials and Supply	115,136	102,188	(12,948)	(11.2%)	160,000	160,000	0	0.0%
18								
19 Utilities:								
20 Telecommunications	282,576	380,297	97,720	34.6%	745,491	745,491	0	0.0%
21 Other Utilities	744,922	826,896	81,974	11.0%	1,140,000	1,140,000	0	0.0%
22 Insurance Costs	2,233,010	2,001,320	(231,690)	(10.4%)	3,042,164	3,042,164	0	0.0%
23 Workers' Compensation	2,223,142	2,067,602	(155,540)	(7.0%)	3,666,068	3,380,068	(286,000)	(7.8%)
24 Taxes and License Fees	346,949	427,211	80,262	23.1%	843,823	825,391	(18,432)	(2.2%)
25 Fixed Route Accessibility	630,998	573,338	(57,660)	(9.1%)	1,108,056	1,108,056	0	0.0%
26 Leases and Rentals	107,937	119,320	11,383	10.5%	182,670	182,670	0	0.0%
27 Promotional and Legal Advertising	158,318	162,314	3,996	2.5%	869,000	605,678	(263,322)	(30.3%)
28 Training and Business Travel	129,304	168,719	39,416	30.5%	827,013	685,935	(141,078)	(17.1%)
29 Dues and Membership	69,297	61,855	(7,442)	(10.7%)	159,043	159,043	0	0.0%
30 Postage and Other	36,739	20,492	(16,246)	(44.2%)	137,359	53,083	(84,276)	(61.4%)
31								
32 Total District Operated Buses	60,336,423	59,859,898	(476,525)	(0.8%)	98,685,533	97,683,755	(1,001,779)	(1.0%)
33								
34 CONTRACTED BUS SERVICES								
35 Contracted Urban Bus Service	10,557,181	11,007,366	450,185	4.3%	17,987,300	17,110,206	(877,094)	(4.9%)
36 Other Related Costs	294,694	299,686	4,992	1.7%	358,914	358,914	0	0.0%
37 Insurance Costs	(537,147)	500,268	1,037,415	(193.1%)	773,422	773,422	0	0.0%
38 Coastside Services	1,000,814	1,139,180	138,367	13.8%	1,973,825	1,973,825	0	0.0%
39 Redi Coast Non-ADA	182,646	148,435	(34,211)	(18.7%)	233,775	231,250	(2,525)	(1.1%)
40 Other Related Costs	71,851	71,602	(249)	(0.3%)	116,884	116,884	0	0.0%
41 La Honda - Pescadero	36,488	35,700	(788)	(2.2%)	55,130	55,130	0	0.0%
42 SamCoast - Pescadero	75,455	91,659	16,204	21.5%	138,350	138,350	0	0.0%
43 Other Related Cost - SamCoast	10,099	4,872	(5,227)	(51.8%)	6,638	6,638	0	0.0%
44 Total Contracted Bus Service	11,692,082	13,298,768	1,606,686	13.7%	21,644,238	20,764,619	(879,619)	(4.1%)
45								
46 TOTAL MOTOR BUS	\$ 72,028,506	\$ 73,158,666	\$ 1,130,160	1.6%	\$ 120,329,771	\$ 118,448,374	\$ (1,881,397)	(1.6%)

* Reflects Adopted Budget approved by the Board on June 7, 2017

**SAN MATEO COUNTY TRANSIT DISTRICT
OPERATING EXPENSES
FISCAL YEAR 2018
FEBRUARY 2018**

% OF YEAR ELAPSED: 66.7%

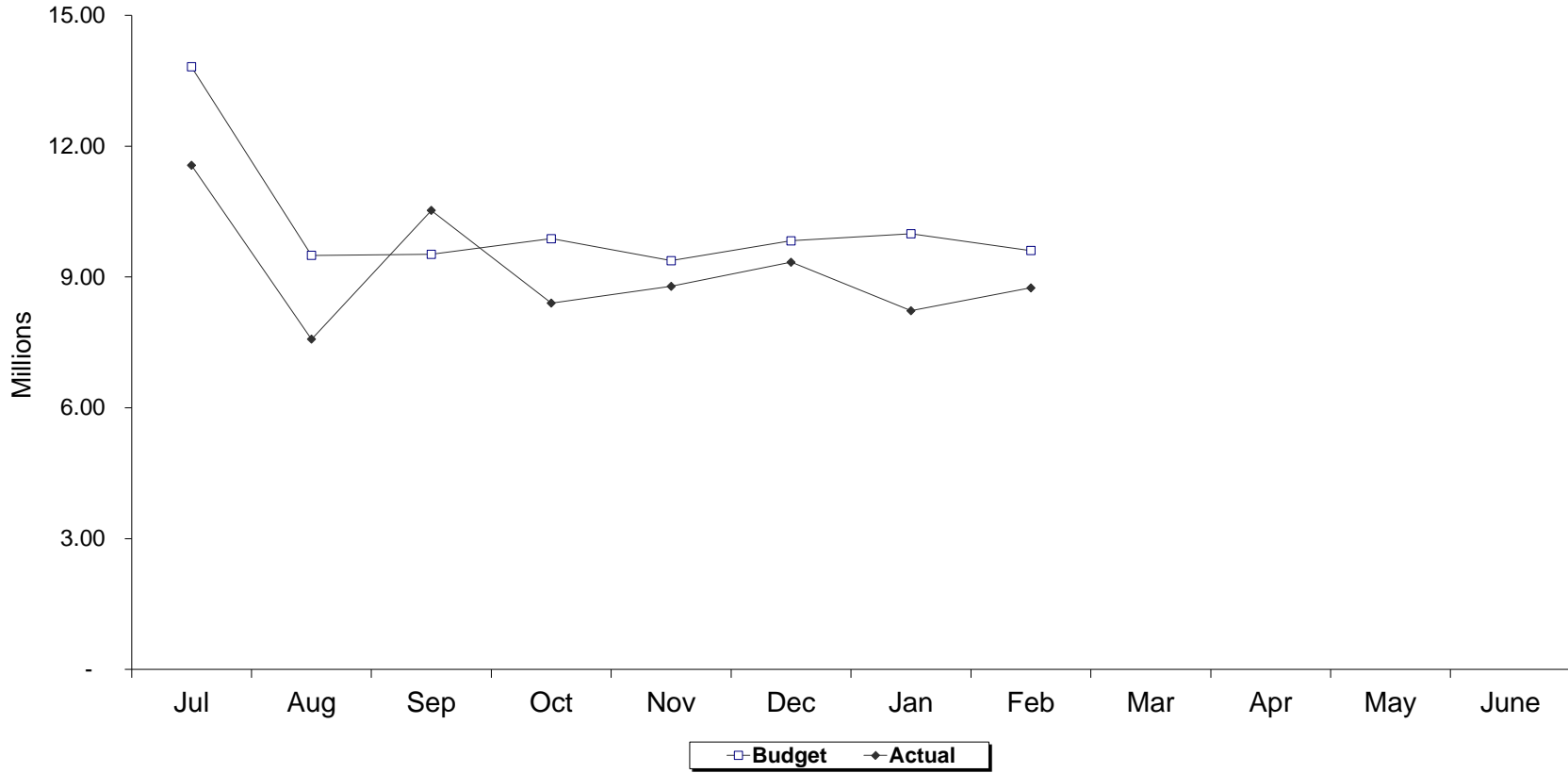
EXPENSES	YEAR-TO-DATE				ANNUAL			
	PRIOR ACTUAL	CURRENT ACTUAL	VARIANCE	% VARIANCE	BUDGET*	FORECAST	VARIANCE	% VARIANCE
AMERICAN DISABILITY ACT PROGRAMS								
Elderly & Disabled/Redi-Wheels	\$ 3,666,778	\$ 3,548,824	\$ (117,954)	(3.2%)	\$ 7,716,600	\$ 5,393,930	\$ (2,322,670)	(30.1%)
Other Related Costs	1,793,725	1,842,664	48,939	2.7%	3,054,568	3,054,568	0	0.0%
ADA Sedans / Taxi Service	3,367,325	3,279,963	(87,362)	(2.6%)	3,704,208	4,955,905	1,251,697	33.8%
ADA Accessibility Support	855,085	912,132	57,047	6.7%	1,505,855	1,505,855	0	0.0%
Coastside ADA Support	1,162,015	1,147,612	(14,403)	(1.2%)	1,842,100	1,842,100	0	0.0%
Insurance Costs	489,612	1,580,161	1,090,549	222.7%	608,957	1,580,161	971,204	159.5%
TOTAL ADA PROGRAMS	11,334,539	12,311,355	976,816	8.6%	18,432,288	18,332,519	(99,769)	(0.5%)
MULTI-MODAL TRANSIT PROGRAMS								
CALTRAIN SERVICE								
Peninsula Rail Service	4,320,093	4,113,176	(206,917)	(4.8%)	6,191,353	6,191,353	0	0.0%
Total Caltrain Service	4,320,093	4,113,176	(206,917)	(4.8%)	6,191,353	6,191,353	0	0.0%
OTHER SUPPORT								
SamTrans Shuttle Service	1,195,823	1,176,299	(19,523)	(1.6%)	2,077,765	1,821,851	(255,914)	(12.3%)
Bicycle Coordinating Activities	0	0	0	0.0%	72,781	72,781	0	0.0%
Maintenance Multimodal Facilities	110,576	115,930	5,354	4.8%	170,000	170,000	0	0.0%
Total Other Support	1,306,398	1,292,230	(14,169)	(1.1%)	2,320,546	2,064,632	(255,914)	(11.0%)
TOTAL MULTI-MODAL PROGRAMS	5,626,492	5,405,406	(221,086)	(3.9%)	8,511,899	8,255,985	(255,914)	(3.0%)
TOTAL OPERATING EXPENSES	\$ 88,989,536	\$ 90,875,427	\$ 1,885,891	2.1%	\$ 147,273,958	\$ 145,036,878	\$ (2,237,080)	(1.5%)

* Reflects Revised Budget approved by the BOD on Sept 6th, 2017 plus Budget Transfers

SAN MATEO COUNTY TRANSIT DISTRICT

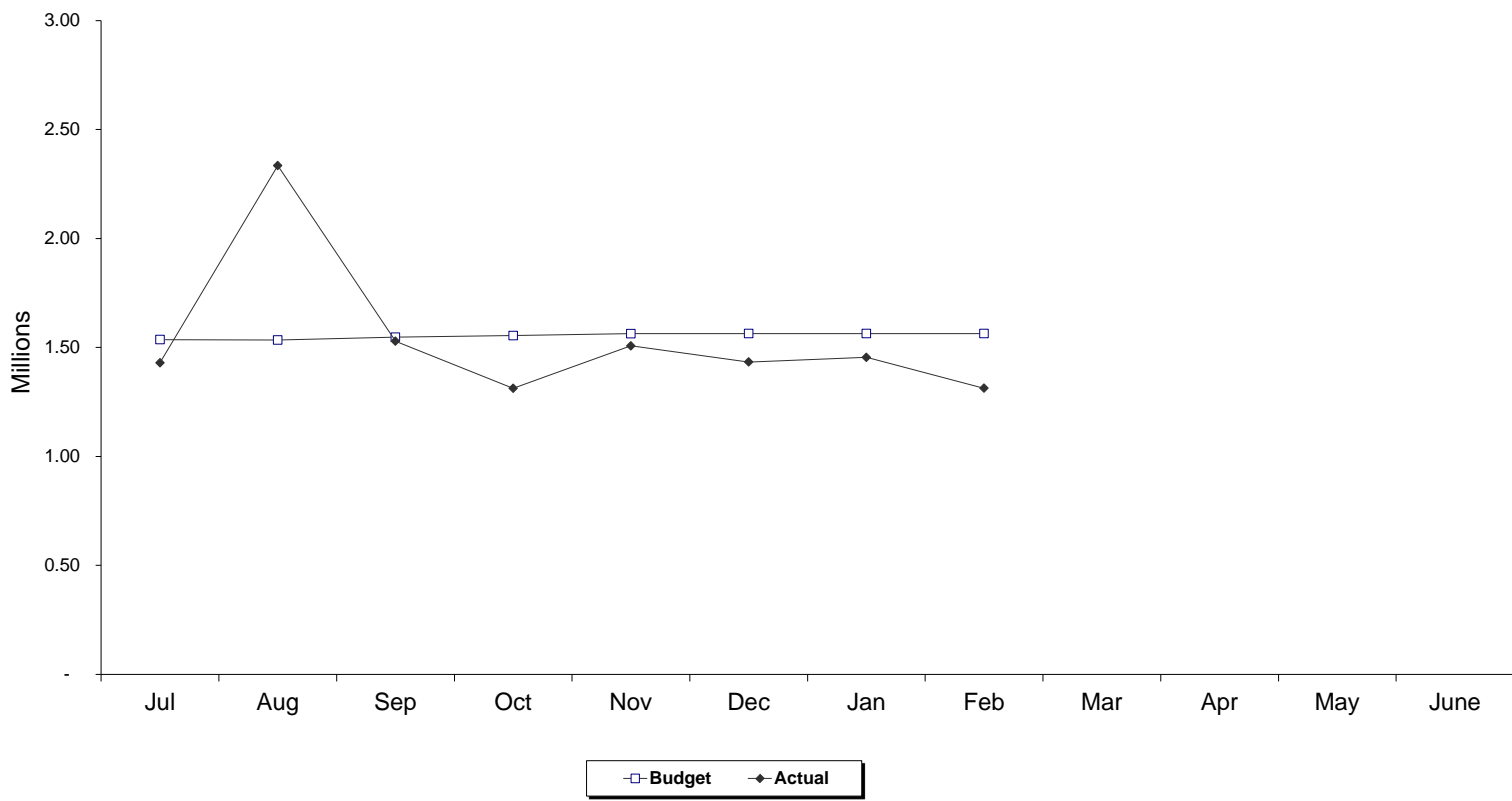
MOTOR BUS MONTHLY EXPENSES - BUDGET VS ACTUAL

FISCAL YEAR 2018



	Jul	Aug	Sep	Oct	Nov	Dec	Jan	Feb	Mar	Apr	May	June	
MONTHLY EXPENSES													
Budget	13,819,983	9,495,283	9,520,016	9,877,531	9,372,852	9,829,280	9,990,747	9,605,540					
Actual	11,560,304	7,573,200	10,525,864	8,399,907	8,785,098	9,338,288	8,226,309	8,749,696					
CUMULATIVE EXPENSES													
Budget	13,819,983	23,315,266	32,835,282	42,712,813	52,085,665	61,914,945	71,905,692	81,511,231					
Actual	11,560,304	19,133,503	29,659,368	38,059,274	46,844,372	56,182,660	64,408,970	73,158,666					
Variance - F(U)	2,259,679	4,181,762	3,175,915	4,653,539	5,241,293	5,732,285	7,496,722	8,352,565					
Variance %	16.35%	17.94%	9.67%	10.89%	10.06%	9.26%	10.43%	10.25%					

SAN MATEO COUNTY TRANSIT DISTRICT
ADA PROGRAM MONTHLY EXPENSES- BUDGET VS ACTUAL
FISCAL YEAR 2018

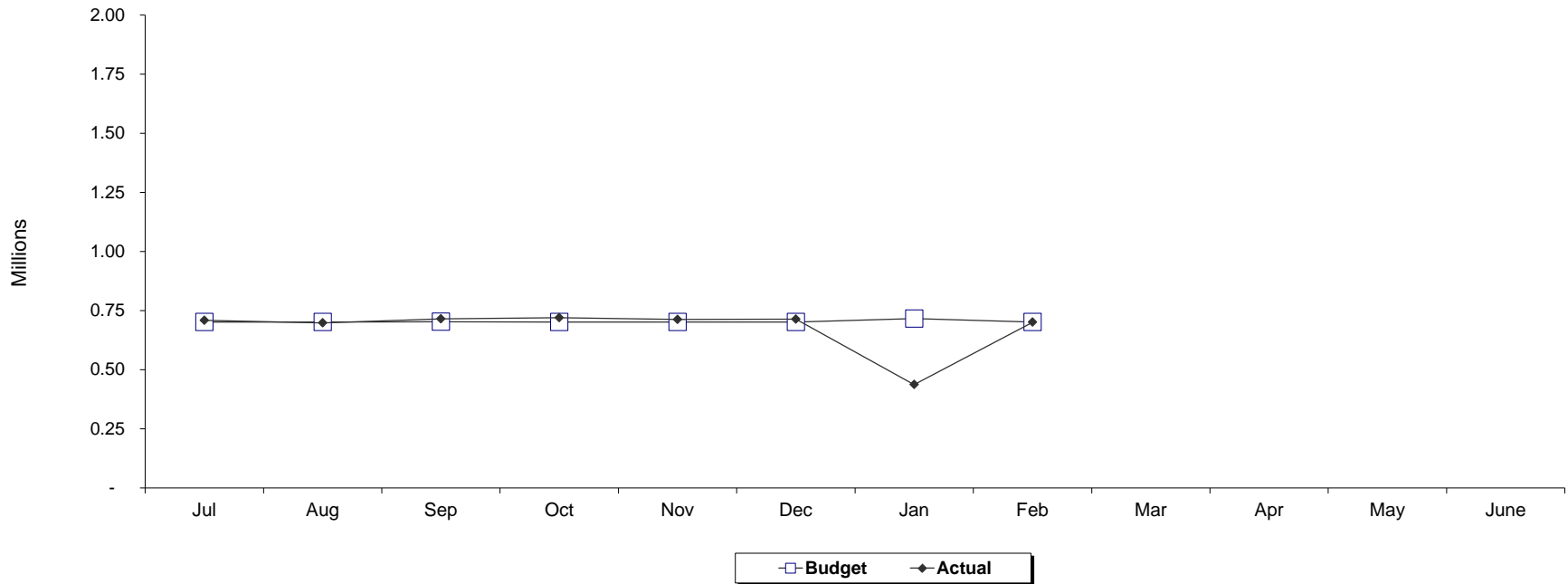


	July	Aug	Sept	Oct	Nov	Dec	Jan	Feb	Mar	Apr	May	June
MONTHLY EXPENSES												
Budget	1,536,055	1,533,805	1,546,999	1,554,251	1,562,876	1,563,826	1,563,825	1,563,825				
Actual	1,429,022	2,334,351	1,528,316	1,312,675	1,507,037	1,433,038	1,454,073	1,312,844				
CUMULATIVE EXPENSES												
Budget	1,536,055	3,069,860	4,616,860	6,171,111	7,733,987	9,297,813	10,861,638	12,425,463				
Actual	1,429,022	3,763,373	5,291,689	6,604,363	8,111,400	9,544,438	10,998,512	12,311,355				
Variance - F(U)	107,033	(693,513)	(674,829)	(433,253)	(377,413)	(246,625)	(136,874)	114,108				
Variance %	6.97%	-22.59%	-14.62%	-7.02%	-4.88%	-2.65%	-1.26%	0.92%				

SAN MATEO COUNTY TRANSIT DISTRICT

MULTIMODAL MONTHLY EXPENSES - BUDGET VS ACTUAL

FISCAL YEAR 2018



	Jul	Aug	Sep	Oct	Nov	Dec	Jan	Feb	Mar	Apr	May	June
MONTHLY EXPENSES												
Budget	701,977	701,977	702,977	701,977	701,977	701,976	716,377	701,977				
Actual	708,355	697,901	714,972	719,974	712,527	713,760	437,118	700,797				
CUMULATIVE EXPENSES												
Budget	701,977	1,403,953	2,106,930	2,808,906	3,510,883	4,212,859	4,929,236	5,631,212				
Actual	708,355	1,406,257	2,121,229	2,841,203	3,553,730	4,267,490	4,704,608	5,405,406				
Variance - F(U)	(6,378)	(2,303)	(14,299)	(32,297)	(42,847)	(54,631)	224,627	225,807				
Variance %	-0.91%	-0.16%	-0.68%	-1.15%	-1.22%	-1.30%	4.56%	4.01%				

SAN MATEO COUNTY TRANSIT DISTRICT

INTEREST ON INVESTMENTS

February 28, 2018

DESCRIPTION	TOTAL INVESTMENT 2-28-18	INTEREST RECEIVABLE 1-31-18	PREPAID INT RECEIVABLE 2-28-18	INTEREST EARNED 2-28-18	INTEREST RECEIVED 2-28-18	ADJ.	INTEREST RECEIVABLE 2-28-18
RESERVE FOR CAPITAL PROJ	0.00	(0.00)	0.00	0.00	0.00	0.00	(0.00)
LAIF -- CAPITAL PROJ	78,159.60	89.48	0.00	84.66	0.00	0.00	174.14
REIMB SECURITIES FUNDS	88,173,152.03	296,578.71	0.00	132,663.56	167,013.95	(642.35)	261,585.97
LAIF -- REIMB FUNDS L76R	3,031,234.92	3,470.34	0.00	3,283.37	0.00	0.00	6,753.71
PARATRANSIT FUNDS	24,920,868.37	85,025.55	0.00	38,091.70	48,189.87	(54.96)	74,872.42
LAIF -- PARATRANSIT	1,047,012.57	1,198.68	0.00	1,134.10	0.00	0.00	2,332.78
BANK OF AMERICA	48,242,426.12	0.00	0.00	3,796.24	3,796.24	0.00	0.00
WELLS FARGO	0.00	0.00	0.00	0.00	0.00	0.00	0.00
US Bank - Custodian account	9,759,030.52	6,214.73	0.00	6,798.60	6,214.73	0.00	6,798.60
Debt Service Reserves							
Held by Trustee:	<u>11,309,409.59</u>	<u>0.00</u>	<u>0.00</u>	<u>0.00</u>	<u>0.00</u>	<u>0.00</u>	<u>0.00</u>
	<u><u>186,561,293.72</u></u>	<u><u>392,577.49</u></u>	<u><u>0.00</u></u>	<u><u>185,852.23</u></u>	<u><u>225,214.79</u></u>	<u><u>(697.31)</u></u>	<u><u>352,517.62</u></u>

FEBRUARY 2018 -- SUMMARY OF INTEREST & CAPITAL GAIN

Interest Earned 2/28/18	185,154.92
Add:	
CEO Interest	0.00
Less:	
Trust Fees	(672.31)
Capital Gain(Loss)	<u>(8,105.19)</u>
Total Interest & Capital Gain(Loss)	<u><u>176,377.42</u></u>

YEAR TO DATE -- SUMMARY

Interest Earned	1,472,102.16
Add:	
CEO Interest	
Less:	
Trust Fees	(5,343.22)
Capital Gain(Loss)	<u>(116,486.43)</u>
Total Interest & Capital Gain(Loss)	<u><u>1,350,272.51</u></u>

Balance Per Ledger as of 2/28/18

Deferred Int Acct. 210852/3	32,093.19
Interest Acct. 409101	1,440,008.97
Less Trust Fees 530045	(5,343.22)
Gain(Loss) Acct. 405210	<u>(116,486.43)</u>
	<u><u>1,350,272.51</u></u>

**SAN MATEO COUNTY TRANSIT DISTRICT
BOND REIMBURSED FUNDS -- INTEREST ON SECURITIES
February 28, 2018**

TYPE OF SECURITY	CUSIP #	SETTLE DATE	ORIGINAL PURCHASE PRICE	MARKET VALUE 2-28-18	MATURITY/CALL DATE	INT RATE	RATE/DAY	INTEREST REC'VBLE 1-31-18	PREPAID INT REC'VBLE 2-28-18	INTEREST EARNED 2-28-18	INTEREST RECEIVED 2-28-18	PP INTEREST RECEIVED DATE	ADJ.	INTEREST REC'VBLE 2-28-18	INT REC'VBLE LESS PREPAID 2-28-18	PAR VALUE
U.S. TREASURY NOTES AND BONDS																
US TREASURY NOTE	912828T8	03-25-15	64,987.30	64,334.79	04-30-19	1.250%	2.2569	208.74		63.19			(0.35)	271.58	271.58	65,000.00
US TREASURY NOTE	912828V4	12-07-15	1,475,670.12	1,463,581.08	05-31-20	1.375%	57.1007	3,557.81		1,598.82			(17.57)	5,139.06	5,139.06	1,495,000.00
US TREASURY NOTE	912828V4	12-07-15	370,151.37	366,914.06	02-26-18	1.375%	14.3229	892.43		372.40	1,246.57		(18.26)	0.00	0.00	375,000.00
US TREASURY NOTE	912828V2	05-18-16	775,283.20	743,701.50	07-31-20	2.000%	41.6667	41.43		1,166.67			(6.44)	1,201.66	1,201.66	750,000.00
US TREASURY NOTE	912828V2	05-18-16	930,339.84	894,304.69	02-06-18	2.000%	50.0000	49.73		250.00	298.34		(1.39)	(0.00)	(0.00)	900,000.00
US TREASURY NOTE	912828L32	06-29-16	417,495.32	400,214.53	08-31-20	1.375%	15.6597	2,402.87		438.47	2,818.75		(7.10)	15.49	15.49	410,000.00
US TREASURY NOTE	912828Q78	01-05-17	1,960,312.50	1,933,672.00	04-30-21	1.375%	76.3889	7,064.92		2,138.89			(11.82)	9,191.99	9,191.99	2,000,000.00
US TREASURY NOTE	912828R77	03-17-17	1,363,632.81	1,351,765.80	05-31-21	1.375%	53.4722	3,331.73		1,497.22			(16.45)	4,812.50	4,812.50	1,400,000.00
US TREASURY NOTE	912828D72	04-05-17	1,007,734.38	982,578.00	08-31-21	2.000%	55.5556	8,532.59		1,555.56	10,000.00		(38.80)	54.35	54.35	1,000,000.00
US TREASURY NOTE	912828D72	06-29-17	1,516,347.66	1,473,867.00	08-31-21	2.000%	83.3333	12,798.88		2,333.33	15,000.00		(50.69)	81.52	81.52	1,500,000.00
US TREASURY NOTE	912828D72	07-11-17	2,213,320.31	2,161,671.60	08-31-21	2.000%	122.2222	18,771.78		3,422.22	22,000.00		(70.21)	123.79	123.79	2,200,000.00
US TREASURY NOTE	912828T67	10-10-17	1,074,519.53	1,050,714.50	10-31-21	1.250%	38.1944	3,543.91		1,069.44			(8.20)	4,605.15	4,605.15	1,100,000.00
US TREASURY NOTE	912828T67	08-03-17	1,520,271.48	1,480,552.25	10-31-21	1.250%	53.8194	4,993.67		1,506.94			(12.00)	6,488.61	6,488.61	1,550,000.00
US TREASURY NOTE	912828T67	08-31-17	3,051,078.13	2,961,104.50	10-31-21	1.250%	107.6389	10,023.55		3,013.89			(41.23)	12,996.20	12,996.20	3,100,000.00
US TREASURY NOTE	912828X47	12-06-17	1,256,803.91	1,233,784.68	04-30-22	1.875%	66.1458	6,119.58		1,852.08			(12.24)	7,959.42	7,959.42	1,270,000.00
US TREASURY NOTE	912828X47	01-04-18	1,777,148.44	1,748,671.20	04-30-22	1.875%	93.7500	8,668.58		2,625.00			(12.50)	11,281.08	11,281.08	1,800,000.00
																21.97%
GOVERNMENT BONDS																
FHLMC	3137EAE81	07-20-16	1,695,886.00	1,669,318.40	07-19-19	0.875%	41.3194	495.84		1,239.58			0.01	1,735.43	1,735.43	1,700,000.00
FNMA	3135GON33	08-02-16	1,597,312.00	1,570,492.80	08-02-19	0.875%	38.8889	6,961.11		1,166.67	7,000.00			1,127.78	1,127.78	1,600,000.00
FHBL GLOBAL NOTE	3130A8Y72	08-04-16	449,136.00	441,549.45	08-05-19	0.875%	10.9375	1,925.00		328.13	1,968.75			284.38	284.38	450,000.00
FHMA NOTES	3135GOP49	09-02-16	2,695,788.00	2,652,015.60	08-28-19	1.000%	75.0000	11,475.00		2,250.00	13,500.00			225.00	225.00	2,700,000.00
FHBL GLOBAL NOTE	3130A8E92	09-08-16	2,697,651.00	2,649,048.30	09-26-19	1.000%	75.0000	9,375.00		2,250.00				11,625.00	11,625.00	2,700,000.00
FHMA NOTES	3135GOT29	02-28-17	849,456.00	836,139.40	02-28-20	1.500%	35.4167	5,418.75		1,062.50	6,375.00			106.25	106.25	850,000.00
FHLMC AGENCY	3137EAE82	04-20-17	1,295,554.00	1,274,743.60	04-20-20	1.375%	49.6528	5,014.93		1,489.58				6,504.51	6,504.51	1,300,000.00
FHMA NOTES	3135GOT60	08-01-17	598,182.00	587,748.60	07-30-20	1.500%	25.0000	25.00		775.00				775.00	775.00	600,000.00
FHBL NOTES	3130ACE26	09-07-17	438,587.60	428,734.68	09-28-20	1.375%	16.8056	2,067.08		504.17				2,571.25	2,571.25	440,000.00
FHBL NOTES	3137EAE14	09-29-17	578,950.20	568,862.26	09-29-20	1.625%	26.1806	3,194.03		785.42			(0.01)	3,979.44	3,979.44	580,000.00
FHBL GLOBAL NOTE	3130AQ555	07-15-16	2,683,581.30	2,580,746.40	07-14-21	1.125%	84.3750	1,434.38		2,531.25				3,965.63	3,965.63	2,700,000.00
FNMA NOTES	3135GON82	08-19-16	473,375.03	454,897.05	08-17-21	1.250%	16.4931	2,704.86		494.79	2,968.75			230.90	230.90	475,000.00
FNMA NOTES	3135GON82	08-19-16	1,518,823.75	1,460,458.95	08-17-21	1.250%	52.9514	8,684.03		1,588.54	9,531.25			741.32	741.32	1,525,000.00
																19.71%
CORPORATE NOTE																
JOHN DEERE CAPITAL CORP	24422ETM1	01-06-17	799,480.00	797,015.20	10-15-18	1.650%	36.6667	3,886.67		1,100.00				4,986.67	4,986.67	800,000.00
TOYOTA MOTOR CORP	89236TDM4	01-09-17	1,099,615.00	1,093,096.40	01-09-19	1.700%	51.9444	1,142.78		1,558.33				2,701.11	2,701.11	1,100,000.00
BERKSHIRE HATHWAY GLOBAL N	084670BL1	12-23-16	1,810,188.00	1,790,355.60	08-14-19	2.100%	105.0000	17,535.00		3,150.00	18,900.00			1,785.00	1,785.00	1,800,000.00
AMERICAN HONDA FINANCE GLI	02665WAH4	12-20-16	1,808,946.00	1,790,033.40	08-15-19	2.250%	112.5000	18,675.00		3,375.00	20,250.00			1,800.00	1,800.00	1,800,000.00
TOYOTA MOTOR CORP NOTES	89236TDH5	10-18-16	669,665.00	660,554.34	10-18-19	1.550%	28.8472	2,971.26		865.42				3,836.68	3,836.68	670,000.00
AMERICAN EXP CREDIT CORP	0258MOEC9	10-31-16	499,405.00	491,640.50	10-30-19	1.700%	23.6111	2,148.62		708.33			(0.01)	2,856.94	2,856.94	500,000.00
AMERICAN EXP CREDIT CORP	0258MOEC9	10-31-16	1,100,209.00	1,081,609.10	10-30-19	1.700%	51.9444	4,726.94		1,558.33			0.01	6,285.28	6,285.28	1,100,000.00
PEIZER INC CORP NOTE	717081E85	11-21-16	1,184,146.80	1,169,200.40	12-15-19	1.700%	55.9583	2,574.08		1,678.75				4,252.83	4,252.83	1,185,000.00
CITIGROUP INC	172967LF6	01-10-17	899,640.00	892,557.00	01-10-20	2.450%	61.2500	1,286.25		3,123.75				3,123.75	3,123.75	900,000.00
MICROSOFT CORP	594918BV5	02-06-17	899,397.00	890,358.30	02-06-20	1.850%	46.2500	8,093.75		1,387.50	8,325.00			1,156.25	1,156.25	900,000.00
WALT DISNEY CO CORP NOTES	25468PDP8	03-06-17	379,901.20	375,459.00	03-04-20	1.950%	20.5833	3,025.75		617.50				3,643.25	3,643.25	380,000.00
APPLE INC BONDS	037833CS7	05-11-17	819,163.60	805,914.86	05-11-20	1.800%	41.0000	3,280.00		1,230.00				4,510.00	4,510.00	820,000.00
HOME DEPOT INC CORP NOTES	437076B04	06-05-17	449,739.00	443,001.15	06-05-20	1.800%	22.5000	1,260.00		675.00				1,935.00	1,935.00	450,000.00
MORGAN STANLEY CORP NOTE	6174467P8	11-10-16	2,009,250.00	1,904,547.60	07-24-20	5.500%	275.0000	1,925.00		8,250.00				10,175.00	10,175.00	1,800,000.00
CATERPILLAR FINL SERVICE NOTI	14913Q2A6	09-07-17	649,454.00	635,082.50	09-04-20	1.850%	33.4028	4,810.00		1,002.08				5,812.08	5,812.08	650,000.00
WAL-MART STORES INC CORP N	931142EA7	10-20-17	898,695.00	882,191.70	12-15-20	1.900%	47.5000	4,797.50		1,425.00				6,222.50	6,222.50	900,000.00
BRANCH MANKING & TRUST CO	05531FA26	10-26-17	449,793.00	440,618.40	02-01-21	2.150%	26.8750	2,553.13		806.25	2,553.13			806.25	806.25	450,000.00
IBM CORP CORP NOTES	44932HA68	02-06-18	899,559.00	894,055.50	02-05-21	2.650%	66.2500			1,656.25				1,656.25	1,656.25	900,000.00
NATIONAL RURAL UTIL COOP	63743HER9	02-26-18	374,583.75	374,290.13	03-15-21	2.900%	30.2083			151.04				151.04	151.04	375,000.00
PEPSICO INC CORP NOTE	71344DX3	10-10-17	599,880.00	585,960.00	04-15-21	2.000%	33.3333	3,700.00		1,000.00				4,700.00	4,700.00	600,000.00
BANK OF AMERICA CORP	06051GFV4	11-03-17	352,716.00	344,886.15	04-19-21	2.625%	25.5208	2,603.13		765.62				3,368.75	3,368.75	350,000.00
GOLDMAN SACHS GROUP CORP	3814GGQ1	11-28-16	1,765,872.00	1,704,932.80	07-27-21	5.250%	233.3333	933.33		7,000.00				7,933.33	7,933.33	1,600,000.00
BANK OF AMERICA CORP	06051GGS2	09-18-17	550,000.00	540,631.30	10-01-21	2.328%	35.5667	4,730.37		1,067.00				5,797.37	5,797.37	550,000.00
JOHN DEERE CAPITAL CORP	2442ETL3	03-15-17	448,015.50	444,507.75	01-06-22	2.650%	33.1250	828.13		993.75				1,821.88	1,821.88	450,000.00
JPMORGAN CHASES & CO CORP	46625HJ03	05-26-17	973,638.00	941,057.10	01-24-22	4.500%	112.5000	787.50		3,375.00				4,162.50	4,162.50	900,000.00
																24.53%
COMMERCIAL PAPER																
BANK OF TOKYO MITSUBISHI U																

**SAN MATEO COUNTY TRANSIT DISTRICT
BOND REIMBURSED FUNDS -- INTEREST ON SECURITIES
February 28, 2018**

TYPE OF SECURITY	CUSIP #	SETTLE DATE	ORIGINAL PURCHASE PRICE	MARKET VALUE 2-28-18	MATURITY/CALL DATE	INT RATE	RATE/DAY	INTEREST REC'VBLE 1-31-18	PREPAID INT REC'VBLE 2-28-18	INTEREST EARNED 2-28-18	INTEREST RECEIVED 2-28-18	PP INTEREST RECEIVED DATE	ADJ.	INTEREST REC'VBLE 2-28-18	INT REC'VBLE LESS PREPAID 2-28-18	PAR VALUE
ING (US) FUNDING LLC COMM P. 4497W1G26		10-13-17	1,779,040.00	1,787,315.40	07-02-18	0.000%		0.00		0.00				0.00	0.00	1,800,000.00
BANK OF TOKYO MITS UFJ LTD C 06538CGL9		10-24-17	987,745.56	991,622.00	06-04-18	0.000%		0.00		0.00				0.00	0.00	1,000,000.00
BNP PARIBAS NY BRANCH COMM 09659CCK3		01-23-18	1,772,562.00	1,773,309.60	10-19-18	0.000%		0.00		0.00				0.00	0.00	1,800,000.00
9.17%																
CERTIFICATION OF DEPOSIT																
CANADIAN IMPERIAL BANK NY C 13606A5Z7		12-05-16	1,798,596.00	1,795,968.00	11-30-18	1.760%	88.0000	5,544.00		2,640.00			(176.00)	8,008.00	8,008.00	1,800,000.00
SVENSKA HANDELSBANKENY LT 86958JHB8		01-12-17	1,800,000.00	1,791,837.00	01-10-19	1.890%	94.5000	2,079.00		2,835.00			(189.00)	4,725.00	4,725.00	1,800,000.00
BANK OF NOVA SCOTIA HOUSTC 06417GUE6		04-06-17	1,800,000.00	1,791,021.60	04-05-19	1.910%	95.5000	11,364.50		2,865.00			(191.00)	14,038.50	14,038.50	1,800,000.00
SUMITOMO MITSUI BANK NY CC 86563YVNO		05-04-17	1,500,000.00	1,496,416.50	05-03-19	2.050%	85.4167	7,516.50		2,562.50			0.17	10,079.17	10,079.17	1,500,000.00
SWEDBANK (NEW YORK) CERT D 87019U6D6		11-17-17	1,800,000.00	1,777,413.60	11-16-20	2.270%	113.5000	8,626.00		3,405.00			(227.00)	11,804.00	11,804.00	1,800,000.00
9.73%																
ASSET-BACKED SECURITY/COLLATERALIZED MORTGAGE OBLIGATION																
CCCIT 2017-A2 A2	17305EGA7	01-26-17	1,549,703.18	1,541,855.53	01-17-21	1.740%	74.9167	1,048.83		2,247.50				3,296.33	3,296.33	1,550,000.00
TOYOTA ABS 2017-A A3	89238MADO	03-15-17	449,947.04	445,916.70	02-15-21	1.730%	21.6250	346.00		648.75	648.75			346.00	346.00	450,000.00
ALLY ABS 2017-1 A3	0200PAC7	01-31-17	404,964.60	401,145.17	06-15-21	1.700%	19.1250	306.01		573.75	573.75			306.01	306.01	405,000.00
FORD ABS 2017-A A3	34531EAD8	01-25-17	1,199,995.56	1,186,607.40	06-25-21	1.670%	55.6667	890.67		1,670.00	1,670.00			890.67	890.67	1,200,000.00
TOYOTA ABS 2017-B A3	89190BAD0	05-17-17	1,799,861.94	1,777,407.30	07-15-21	1.760%	88.0000	1,408.00		2,640.00	2,640.00			1,408.00	1,408.00	1,800,000.00
ALLY ABS 2017-2 A3	02007HAC5	03-29-17	1,444,829.63	1,432,941.19	08-15-21	1.780%	71.4472	1,143.16		2,143.42	2,143.42			1,143.16	1,143.16	1,445,000.00
HAROT 2017-2 A3	43814PAC4	09-29-17	329,964.26	325,164.18	09-18-21	1.790%	16.4083	213.31		492.25	492.25			213.31	213.31	330,000.00
JOHN DEERE ABS 2017-B A3	47788BAD6	07-18-17	599,956.08	591,512.70	10-15-21	1.820%	30.3333	485.33		910.00	910.00			485.33	485.33	600,000.00
AMERICAN EXPRESS ABS 2017-4 02582JHG8		05-30-17	679,891.06	673,379.52	12-15-21	1.640%	30.9778	498.67		929.33	929.33			498.67	498.67	680,000.00
CITIBANK ABS 2017-A3 A3	17305EG85	05-22-17	902,403.00	885,763.98	04-07-22	1.920%	48.0000	5,472.00		1,440.00				6,912.00	6,912.00	900,000.00
JOHN DEERE OWNER	47788CAC6	02-28-18	284,979.51	284,979.51	04-15-22	2.660%	21.0583			21.06			42.12	63.18	63.18	285,000.00
TAOT 2018-A A-3	89238BAD4	01-31-18	449,994.83	447,445.94	05-16-22	2.350%	29.3750	29.38		881.25				910.63	910.63	450,000.00
CCCT 2018-A1 A1	17305EGK5	01-31-18	899,875.44	893,268.99	01-20-23	2.490%	62.2500	62.25		1,867.50				1,929.75	1,929.75	900,000.00
12.30%																
FEDERAL AGENCY COLLATERALIZED MORTGAGE OBLIGATION																
FNMA	3136ANJY4	4-30-15	11,929.48	11,792.73	04-01-18	1.550%	0.5085	210.42		14.24	210.42		1.02	15.26	15.26	11,811.41
FNMA	3136ANJY4	4-30-15	152,603.72	151,093.33	02-25-18	1.550%	6.5054	0.00		0.00	0.00			0.00	0.00	151,093.33
FANNIE MEA	3136AQDQ0	10-30-15	360,551.32	355,051.08	09-01-19	1.646%	16.3218	524.25		457.01	620.40		128.79	489.65	489.65	356,976.58
FANNIE MEA	3136AQDQ0	10-30-15	25,474.71	25,222.14	02-25-18	1.646%	1.1532	0.00		0.00	0.00			0.00	0.00	25,222.14
FNA 2014-M6 A2	3136AJ7G5	12-15-16	1,985,108.04	1,934,669.71	05-25-21	2.679%	144.7953	759.02		4,054.27	4,652.76		288.80	449.33	449.33	1,945,737.26
FNA 2014-M6 A2	3136AJ7G5	12-15-16	37,804.91	37,055.12	02-25-18	2.679%	2.7575	0.00		0.00	0.00			0.00	-	37,055.12
2.59%																
CASH AND CASH EQUIVALENTS																
MONEY MARKET FUND	31846V534		1,224,711.74	1,224,711.74				154.61		573.66	154.61			573.66	573.66	0
LAIF			3,031,234.92	3,031,234.92				3,470.34		3,283.37				6,753.71	6,753.71	3,031,234.92
MATURED/CALLED																
US TREASURY NOTE	912828VF4	12-07-15	(370,151.37)	(366,914.06)	02-26-18											(375,000.00)
US TREASURY NOTE	912828VP2	05-18-16	(930,339.84)	(894,304.69)	02-06-18											(900,000.00)
FNMA	3136ANJY4	04-30-15	(152,603.72)	(151,093.33)	02-25-18											(151,093.33)
FANNIE MEA	3136AQDQ0	10-30-15	(25,474.71)	(25,222.14)	02-25-18											(25,222.14)
FNA 2014-M6 A2	3136AJ7G5	12-15-16	(37,804.91)	(37,055.12)	02-25-18											(37,055.12)
BANK OF TOKYO MITSUBISHI U 06538CBG5		05-23-17	(791,212.67)	(800,000.00)	02-16-18											(800,000.00)
TOTAL LAIF			<u>3,031,234.92</u>	<u>3,031,234.92</u>												
TOTAL A/C 121100 & 112010			89,594,721.52	88,173,152.03												89,399,525.25
TOTAL (EXCLUDE LAIF AND CASH/CASH EQUIVALENTS)			<u>89,594,721.52</u>	<u>88,173,152.03</u>				<u>296,578.71</u>	<u>0.00</u>	<u>132,663.56</u>	<u>167,013.95</u>		<u>(642.35)</u>	<u>261,585.97</u>	<u>261,585.97</u>	<u>89,399,525.25</u>

SAN MATEO COUNTY TRANSIT DISTRICT
 RESERVE FOR CAPITAL PROJECTS -- INTEREST ON SECURITIES
 February 28, 2018

TYPE OF SECURITY	CUSIP #	SETTLE DATE	ORIGINAL PURCHASE PRICE	MARKET VALUE 2-28-18	MATURITY/CALL DATE	INT RATE	RATE/DAY	APPL. DAYS	INTEREST REC'VBLE 1-31-18	PREPAID INT REC'VBLE 2-28-18	INTEREST EARNED 2-28-18	INTEREST RECEIVED 2-28-18	ADJ.	INTEREST REC'VBLE 2-28-18	INT REC'VBLE LESS PREPAID 2-28-18	PAR VALUE
CASH AND CASH EQUIVALENTS																
FIRST AMER US TREASURY MM	31846V534		8,166,632.13	8,166,632.13					6,029.32		6,057.02	6,029.32		6,057.02	6,057.02	
LAIF			78,159.60	78,159.60					89.48		84.66			174.14	174.14	78,160
MATURED/CALLED																
TOTAL LAIF			78,159.60	78,159.60												
TOTAL A/C 121100 & 112010			0.00	0.00												
TOTAL (EXCLUDE LAIF AND CASH/CASH EQUIVALENTS)			<u>0.00</u>	<u>0.00</u>					<u># 0.00</u>	<u>0.00</u>	<u>0.00</u>	<u>0.00</u>	<u>0.00</u>	<u>0.00</u>	<u>0.00</u>	<u>0.00</u>

**SAN MATEO COUNTY TRANSIT DISTRICT
PARATRANSIT FUNDS -- INTEREST ON SECURITIES
February 28, 2018**

TYPE OF SECURITY	CUSIP #	SETTLE DATE	ORIGINAL PURCHASE PRICE	MARKET VALUE 2-28-18	MATURITY/CALL DATE	INT RATE	RATE/DAY	INTEREST REC'VBLE 1-31-18	PP INTEREST REC'VBLE 2-28-18	INTEREST EARNED 2-28-18	INTEREST RECEIVED 2-28-18	PP INTEREST RECEIVED DATE	ADJ.	INTEREST REC'VBLE 2-28-18	INT REC'VBLE LESS PREPAID 2-28-18	PAR VALUE
U.S. TREASURY NOTES AND BONDS																
US TREASURY NOTE	912828VF4	12-7-15	542,888.67	538,441.20	05-31-20	1.375%	21.0069	1,308.90		588.19			(6.46)	1,890.63	1,890.63	550,000.00
US TREASURY NOTE	912828VF4	12-7-15	98,707.03	97,843.75	02-26-18	1.375%	3.8194	237.98		95.49	332.42		(1.05)	0.00	0.00	100,000.00
US TREASURY NOTE	912828VP2	5-18-16	558,203.91	535,465.08	07-31-20	2.000%	30.0000	29.84		840.00			(4.65)	865.19	865.19	540,000.00
US TREASURY NOTE	912828VP2	5-18-16	258,427.73	248,417.97	02-06-18	2.000%	13.8889	13.81		69.44	82.87		(0.38)	(0.00)	(0.00)	250,000.00
US TREASURY NOTE	912828L32	6-29-16	81,462.50	78,090.64	8-31-20	1.375%	3.0556	468.85		85.56	550.00		(1.81)	2.60	2.60	80,000.00
US TREASURY NOTE	912828B90	10-5-16	181,323.24	172,792.03	02-28-21	2.000%	9.7222	1,488.95		272.22	1,750.00		(1.67)	9.51	9.51	175,000.00
US TREASURY NOTE	912828Q78	01-05-17	573,391.41	565,599.06	04-30-21	1.375%	22.3438	2,066.49		625.63			(3.46)	2,688.66	2,688.66	585,000.00
US TREASURY NOTE	912828D72	04-05-17	251,933.59	245,644.50	08-31-21	2.000%	13.8889	2,133.17		388.89	2,500.00		(8.47)	13.59	13.59	250,000.00
US TREASURY NOTE	912828D72	06-29-17	454,904.30	442,160.10	08-31-21	2.000%	25.0000	3,839.67		700.00	4,500.00		(15.21)	24.46	24.46	450,000.00
US TREASURY NOTE	912828D72	07-11-17	528,178.71	515,853.45	08-31-21	2.000%	29.1667	4,479.61		816.67	5,250.00		(16.65)	29.63	29.63	525,000.00
US TREASURY NOTE	912828T67	10-10-17	488,417.97	477,597.50	10-31-21	1.250%	17.3611	1,614.01		486.11			0.42	2,100.54	2,100.54	500,000.00
US TREASURY NOTE	912828T67	08-03-17	514,930.66	501,477.38	10-31-21	1.250%	18.2292	1,694.72		510.42			(5.62)	2,199.52	2,199.52	500,000.00
US TREASURY NOTE	912828T67	08-31-17	688,953.13	668,636.50	10-31-21	1.250%	24.3056	2,259.61		680.56			(13.24)	2,926.93	2,926.93	700,000.00
US TREASURY NOTE	912828X47	12-06-17	296,882.81	291,445.20	04-30-22	1.875%	15.6250	1,445.10		437.50			(2.42)	1,880.18	1,880.18	300,000.00
US TREASURY NOTE	912828X47	01-04-18	543,017.58	534,316.20	04-30-22	1.875%	28.6458	2,649.34		802.08			(4.42)	3,447.00	3,447.00	550,000.00
																22.69%
FEDERAL AGENCY COLLETERIALIZED MORTGAGE OBLIGATION																
FNMA	3136ANJY4	4-30-15	3,324.60	3,286.49	04-01-18	1.550%	0.1417	57.98		4.25	58.64			3.59	3.59	3,291.70
FNMA	3136ANJY4	4-30-15	42,628.91	42,107.98	02-25-18	1.550%	1.8130	0.00		0.00	0.00			0.00	0.00	42,107.98
FANIE MAE	3136AQDQ0	10-30-15	103,658.51	102,077.19	09-01-19	1.646%	4.6925	13.10		140.78	178.36		165.26	140.78	140.78	102,630.77
FANIE MAE	3136AQDQ0	10-30-15	7,251.36	7,251.36	02-25-18	1.646%	0.3315	0.00		0.00				0.00	0.00	7,251.36
FNA 2014-M6 A2	3136AJ7G5	12-15-16	545,904.72	532,034.17	05-25-21	2.679%	39.8187	1,217.09		1,194.56	1,279.51		62.20	1,194.34	1,194.34	535,077.75
FNA 2014-M6 A2	3136AJ7G5	12-15-16	10,396.34	10,190.15	02-25-18	2.679%	0.7583	0.00		0.00	0.00			0.00	0.00	10,190.15
																2.54%
CORPORATE NOTE																
JOHN DEERE CAPITALCORP	24422ETM1	01-06-17	199,870.00	199,253.80	10-15-18	1.650%	9.1667	971.67		275.00				1,246.67	1,246.67	200,000.00
TOYOTA MOTOR CREDIT CORP	89236TDM4	01-09-17	299,895.00	298,117.20	01-09-19	1.700%	14.1667	311.67		425.00				736.67	736.67	300,000.00
BERKSHIRE HATHAWAY INC.	084670BL1	12-23-16	502,830.00	497,321.00	08-14-19	2.100%	29.1667	4,870.83		875.00	5,250.00			495.83	495.83	500,000.00
AMERICAN HONDA FINANCE GLOBAL N	02665WAH4	12-20-16	502,485.00	497,231.50	08-15-19	2.250%	31.2500	5,187.50		937.50	5,625.00			500.00	500.00	500,000.00
TOYOTA MOTOR CORP NOTES	89236TDH5	10-18-16	199,900.00	197,180.40	10-18-19	1.550%	8.6111	886.94		258.33			0.01	1,145.28	1,145.28	200,000.00
AMERICAN EXP CREDIT CORP	0258MOEC9	10-31-16	149,821.50	147,492.15	10-30-19	1.700%	7.0833	644.58		212.50				857.08	857.08	150,000.00
AMERICAN EXP CREDIT CORP	0258MOEC9	10-31-16	350,066.50	344,148.35	10-30-19	1.700%	16.5278	1,504.03		495.83				1,999.86	1,999.86	350,000.00
PEIZER INC CORP NOTE	717081EB5	11-21-16	329,762.40	325,600.11	12-15-19	1.700%	15.5833	716.83		467.50				1,184.33	1,184.33	330,000.00
CITIGROUP INC	172967LF6	01-10-17	249,900.00	247,932.50	01-10-20	2.450%	17.0139	357.29		510.42				867.71	867.71	250,000.00
MICROSOFT CORP	594918BV5	02-06-17	249,832.50	247,321.75	02-06-20	1.850%	12.8472	2,248.26		385.42	2,312.50			321.18	321.18	250,000.00
WALT DISNEY CO CORP NOTES	25468DP8	03-06-17	99,974.00	98,805.00	03-04-20	1.950%	5.4167	796.25		162.50				958.75	958.75	100,000.00
APPLE INC BONDS	037833CS7	05-11-17	224,770.50	221,135.18	05-11-20	1.800%	11.2500	900.00		337.50				1,237.50	1,237.50	225,000.00
HOME DEPOT INC CORP NOTES	43707BQ4	06-05-17	124,927.50	123,055.88	06-05-20	1.800%	6.2500	350.00		187.50				537.50	537.50	125,000.00
MORGAN STANLEY CORP NOTE	6174467P8	11-10-16	558,125.00	529,041.00	07-24-20	5.500%	76.3889	534.72		2,291.67				2,826.39	2,826.39	500,000.00
CATERPILLAR FINL SERIVE NOTE	1491302A6	09-07-17	184,844.60	180,754.25	09-04-20	1.850%	9.5069	1,369.00		285.21				1,654.21	1,654.21	185,000.00
WAL-MART STORES INC CORP NOTE	931142EA7	10-20-17	249,637.50	245,053.25	12-15-20	1.900%	13.1944	1,332.64		395.83				1,728.47	1,728.47	250,000.00
BRANCH MANKING & TRUST CORP NOTI	05531FAZ6	10-26-17	124,942.50	122,394.00	02-01-21	2.150%	7.4653	709.20		223.96				223.96	223.96	125,000.00
IBM CORP CORP NOTES	44932HAG8	02-06-18	249,877.50	248,348.75	02-05-21	2.650%	18.4028			460.07		709.20		460.07	460.07	250,000.00
NATIONAL RURAL UTIL COOP	63743HER9	02-26-18	99,889.00	99,810.70	03-15-21	2.900%	8.0556			40.28				40.28	40.28	100,000.00
PEPSICO INC CORP NOTE	71344DX3	10-10-17	164,967.00	161,139.00	04-15-21	2.000%	9.1667	1,017.50		275.00				1,292.50	1,292.50	165,000.00
BANK OF AMERICA CORP	06051GFW4	11-03-17	100,776.00	98,538.90	04-19-21	2.625%	7.2917	743.75		218.75				962.50	962.50	100,000.00
GOLDMAN SACHS GROUP CORP	3814GGQ1	11-28-16	496,651.50	479,512.35	07-27-21	5.250%	65.6250	262.50		1,968.75				2,231.25	2,231.25	450,000.00
BANK OF AMERICA CORP	06051GG52	09-18-17	160,000.00	157,274.56	10-01-21	2.328%	10.3467	1,376.11		310.40				1,686.51	1,686.51	160,000.00
JOHN DEERE CAPITALCORP	24422ETL3	03-15-17	114,492.85	113,596.43	01-06-22	2.650%	8.4653	211.63		253.96				465.59	465.59	115,000.00
JPMORGAN CHASE & CO CORP NOTES	46625HJD3	05-26-17	270,455.00	261,404.75	01-24-22	4.500%	31.2500	218.75		937.50				1,156.25	1,156.25	250,000.00
																24.27%
COMMERCIAL PAPER																
BANK OF TOKYO MITSUBISHI UFJ LTD	06538CBG5	05-23-17	247,253.96	249,830.75	02-16-18	0.000%		0.00		2,746.04	2,746.04			0.00	0.00	250,000.00
CREDIT AGRICOLE CIB NY COMM PAPER	22533UEV1	11-30-17	495,925.00	497,537.50	05-29-18	0.000%		0.00		0.00				0.00	0.00	500,000.00

SAN MATEO COUNTY TRANSIT DISTRICT
PARATRANSIT FUNDS -- INTEREST ON SECURITIES
February 28, 2018

TYPE OF SECURITY	CUSIP #	SETTLE DATE	ORIGINAL PURCHASE PRICE	MARKET VALUE 2-28-18	MATURITY/CALL DATE	INT RATE	RATE/DAY	INTEREST REC'VBLE 1-31-18	PP INTEREST REC'VBLE 2-28-18	INTEREST EARNED 2-28-18	INTEREST RECEIVED 2-28-18	PP INTEREST RECEIVED DATE	ADJ.	INTEREST REC'VBLE 2-28-18	INT REC'VBLE LESS PREPAID 2-28-18	PAR VALUE
BANK OF MONTREAL CHICAGO	06366HF44	09-08-17	543,943.94	546,926.05	06-04-18	0.000%		0.00		0.00				0.00	0.00	550,000.00
ING (US) FUNDING LLC COMM PAPER	4497W1G26	10-13-17	494,177.78	496,476.50	07-02-18	0.000%		0.00		0.00				0.00	0.00	500,000.00
BNP PARIBAS NY BRANCH COMM PAPER	09659CHU5	12-01-17	493,475.00	494,416.50	08-28-18	0.000%		0.00		0.00				0.00	0.00	500,000.00
8.12%																
CERTIFICATE OF DEPOSIT																
CANADIAN IMPERIAL BANK NY CD	13606A5Z7	12-05-16	499,610.00	498,880.00	11-30-18	1.7600%	24.4444	1,540.00		733.33			(48.89)	2,224.44	2,224.44	500,000.00
SVENSKA HANDELSBANKEN NY LT CD	86958JH88	01-12-17	500,000.00	497,732.50	01-10-19	1.8900%	26.2500	577.50		787.50			(52.50)	1,312.50	1,312.50	500,000.00
BANK OF NOVA SCOTIA HOUSTON	06417GUE6	04-06-17	500,000.00	497,506.00	04-05-19	1.9100%	26.5278	3,156.81		795.83			(53.06)	3,899.58	3,899.58	500,000.00
SUMITOMO MITSUI BANK NY CD	86563YVNO	05-04-17	500,000.00	498,805.50	05-03-19	2.0500%	28.4722	2,505.56		854.17			(0.01)	3,359.72	3,359.72	500,000.00
SWEDBANK (NEW YORK) CERT DEPOS	87019U6D6	11-17-17	500,000.00	493,726.00	11-16-20	2.2700%	31.5278	2,396.11		945.83			(63.05)	3,278.89	3,278.89	500,000.00
9.90%																
FEDERAL AGENCY BOND/NOTE																
FHLMC	3137EAEB1	07-20-16	748,185.00	736,464.00	07-19-19	0.8750%	18.2292	218.75		546.88				765.63	765.63	750,000.00
FNMA	3135G0N33	08-02-16	479,193.60	471,147.84	08-02-19	0.8750%	11.6667	2,088.33		350.00	2,100.00			338.33	338.33	480,000.00
FHLB GLOBAL NOTES	3130A8Y72	08-04-16	174,664.00	171,713.68	08-05-19	0.8750%	4.2535	748.61		127.61	765.63			110.59	110.59	175,000.00
FNMA NOTES	3135G0P49	09-02-16	798,752.00	785,782.40	08-28-19	1.0000%	22.2222	3,400.03		666.67	4,000.00			66.70	66.70	800,000.00
FNMA NOTES	3130A9EP2	09-09-16	799,304.00	784,903.20	09-26-19	1.0000%	22.2222	2,777.78		666.67		(0.01)	3,444.44	3,444.44	800,000.00	
FNMA NOTES	3135G0T29	02-28-17	214,862.40	211,509.26	02-28-20	1.5000%	8.9583	1,370.62		268.75	1,612.50			26.87	26.87	215,000.00
FHLMC AGENCY	3137EAEF2	04-20-17	348,803.00	343,200.20	04-20-20	1.3750%	13.3681	1,350.17		401.04		0.01	1,751.22	1,751.22	350,000.00	
FNMA NOTES	3135G0T60	08-01-17	149,545.50	146,937.15	04-20-20	1.5000%	6.2500	6.25		187.50				193.75	193.75	150,000.00
FHLB NOTES	3130ACE26	09-08-17	84,727.15	82,823.75	09-28-20	1.5000%	3.5417	399.32		106.25		(8.85)	496.72	496.72	85,000.00	
FHLMC NOTES	3137EAEJ4	09-29-17	164,701.35	161,831.51	09-29-20	1.5000%	6.8750	908.65		206.25		17.18	1,132.08	1,132.08	165,000.00	
FHLB GLOBAL NOTE	3130A8Q55	7-15-16	516,837.88	497,032.64	07-14-21	1.1250%	16.2500	276.25		487.50				763.75	763.75	520,000.00
FNMA NOTES	3135G0N82	8-19-16	597,658.06	574,606.80	08-17-21	1.2500%	20.8333	3,416.67		625.00	3,750.00			291.67	291.67	600,000.00
20.15%																
ASSET BACKED SECURITY/COLLATERALIZED MORTGAGE OBLIGATION																
CCCT 2017-A2 A2	17305EG47	01-26-17	449,913.83	447,635.48	01-17-21	1.7400%	21.7500	304.50		652.50				957.00	957.00	450,000.00
TOYOTA ABS 2017-A A3	89238MADO	03-15-17	124,985.29	123,865.75	02-15-21	1.7300%	6.0069	96.11		180.21	180.21			96.11	96.11	125,000.00
ALLY ABS 2017-1 A3	02007PAC7	01-31-17	114,989.95	113,905.42	06-15-21	1.7000%	5.4306	86.89		162.92	162.92			86.89	86.89	115,000.00
FORD ABS 2017-A A3	34531EAD8	01-25-17	349,998.71	346,093.83	06-25-21	1.6700%	16.2361	259.78		487.08	487.08			259.78	259.78	350,000.00
TOYOTA ABS 2017-B A3	89190BAD0	05-17-17	499,961.65	493,724.25	07-15-21	1.7600%	24.4444	391.11		733.33	733.33			391.11	391.11	500,000.00
ALLY ABS 2017-2 A3	02007HAC5	03-29-17	399,952.84	396,661.92	08-15-21	1.7800%	19.7778	316.44		593.33	593.33			316.44	316.44	400,000.00
HAROT 2017-3 A3	43814PAC4	09-29-17	99,989.17	98,534.60	09-18-21	1.7900%	4.9722	64.64		149.17	149.17			64.64	64.64	100,000.00
JOHN DEERE ABS 2017-B A3	47788BAD6	07-18-17	169,987.56	167,595.27	10-15-21	1.8200%	8.5944	137.51		257.83	257.83			137.51	137.51	170,000.00
AMXCA 2017-4 A	02582JHG8	05-30-17	199,967.96	198,052.80	12-15-21	1.6400%	9.1111	145.84		273.33	273.33			145.84	145.84	200,000.00
CITIBANK ABS 2017-A3 A3	17305EG85	05-22-17	250,667.50	246,045.55	04-07-22	1.9200%	13.3333	1,520.00		400.00				1,920.00	1,920.00	250,000.00
JOHN DEERE OWNER	47788CAC6	02-28-18	79,994.25	79,994.25	04-15-22	2.6600%	5.9111			5.91		11.82		17.73	17.73	80,000.00
TAOT 2018-A A-3	89238BAD4	01-31-18	124,998.56	124,290.54	05-16-22	2.3500%	8.1597	8.16		244.79				252.95	252.95	125,000.00
CCCT 2018-A1 A1	17305EGK5	01-31-18	249,965.40	248,130.28	01-20-23	2.4900%	17.2917	17.29		518.75				536.04	536.04	250,000.00
12.33%																
CASH AND CASH EQUIVALENTS																
MONEY MARKET FUND	31846V534		367,686.65	367,686.65					30.80	167.92	30.80			167.92	167.92	0
LAIF			1,047,012.57	1,047,012.57				1,198.68		1,134.10				2,332.78	2,332.78	1,047,013
MATURED/CALLED																
FNMA	3136ANJY4	04-30-15	(42,628.91)	(42,107.98)	02-25-18											(42,107.98)
FANIE MAE	3136AQDQ0	10-30-15	(7,251.36)	(7,251.36)	02-25-18											(7,251.36)
FNA 2014-M6 A2	3136AJ7G5	12-15-16	(10,396.34)	(10,190.15)	02-25-18											(10,190.15)
US TREASURY NOTE	912828VF4	12-07-15	(98,707.03)	(97,843.75)	02-26-18											(100,000.00)
US TREASURY NOTE	912828VP2	05-18-16	(258,427.73)	(248,417.97)	02-06-18											(250,000.00)
BANK OF TOKYO MITSUBISHI UFJ LTD	06538CBG5	05-23-17	(247,253.96)	(249,830.75)	02-16-18											(250,000.00)
TOTAL LAIF			1,047,012.57	1,047,012.57												
TOTAL A/C 122010			25,335,807.99	24,920,868.37												25,256,000.22
TOTAL (EXCLUDE LAIF AND CASH/CASH EQUIVALENTS)			25,335,807.99	24,920,868.37				85,025.55	0.00	38,091.70	48,189.87	0.00	(54.98)	74,872.41	74,872.41	25,256,000.22

SAN MATEO COUNTY TRANSIT DISTRICT
SUMMARY OF BUDGET ACTIVITY FOR FEBRUARY 2018

BUDGET AMENDMENTS

	Amount	Line Item		Description
Feb-18				No Budget Revisions in January 2018.
	<u>\$ -</u>	Total	<u>\$ -</u>	Total

BUDGET REVISIONS

	Amount	Line Item		Description
Feb-18				No Budget Revisions in January 2018.
	<u>\$ -</u>	Total	<u>\$ -</u>	Total

SAN MATEO COUNTY TRANSIT DISTRICT
1/2 CENT SALES TAX RECEIPTS AND PROJECTIONS
FY2018
February 2018

3/26/18 11:11 AM

Approved Budget		Receipts		Over/(Under)	Current
Date	Amount	Date	Amount	Budget/Projection	Projection
FY2017:					
1st Quarter	19,338,441	1st Quarter	18,526,400	(812,041)	18,526,400
2nd Quarter	20,753,590	2nd Quarter	22,306,576	1,552,986	22,306,576
3rd Quarter	21,051,276	3rd Quarter	19,175,737	(1,875,539)	19,175,737
4th Quarter	21,856,693	4th Quarter	24,344,172	2,487,479	24,344,172
FY2017 Total	83,000,000	FY2017 Total	84,352,885	1,352,885	84,352,885
FY2018:					
Jul. 17	6,173,245	Sep. 17	5,760,900	(412,345)	6,173,245
Aug. 17	6,173,245	Oct. 17	5,760,900	(412,345)	6,173,245
Sep. 17	9,148,973	Nov. 17	7,681,200	(1,467,773)	9,148,973
3 Months Total	21,495,463		19,203,000	(2,292,463)	21,495,463
Oct. 17	6,484,778	Dec. 17	9,703,262	3,218,484	6,484,778
Nov. 17	6,279,663	Jan. 18	6,251,900	(27,763)	6,279,663
Dec. 17	9,645,126	Feb. 18	8,335,800	(1,309,326)	9,645,126
6 Months Total	43,905,030		43,493,962	(411,068)	43,905,030
Jan. 18	5,525,697	Mar. 18			5,525,697
Feb. 18	5,504,678	Apr. 18			5,504,678
Mar. 18	7,882,317	May 18			7,882,317
9 Months Total	62,817,722		43,493,962	(411,068)	62,817,722
Apr. 18	6,117,920	Jun. 18			6,117,920
May 18	6,103,123	Jul. 18			6,103,123
Jun. 18	9,621,235	Aug. 18			9,621,235
FY2018 Total	84,660,000	FY2018 Total	43,493,962	(411,068)	84,660,000
	21,083,118	1st Quarter			
	23,747,933	2nd Quarter			
	9,693,286	3rd Quarter			
		4th Quarter			
	54,524,337	YTD Actual Per Statement of Revenue & Expenses			

**SAN MATEO COUNTY TRANSIT DISTRICT
STAFF REPORT**

TO: Finance Committee

THROUGH: Jim Hartnett
General Manager/CEO

FROM: April Chan
Chief Officer, Planning, Grants
& Transportation Authority

SUBJECT: **AUTHORIZATION FOR THE GENERAL MANAGER/CEO AND
CHAIRPERSON OF THE BOARD OF DIRECTORS TO APPROVE CERTAIN
REAL ESTATE OFFERS, TRANSACTIONS AND PROPERTY RIGHTS
CONVEYANCES**

ACTION

Staff proposes that the Committee recommend the Board:

1. Authorize the General Manager/CEO, or a designee, to submit and accept offers to (a) purchase rights in real property valued up to and including \$500,000; (b) enter into leases, rights of entry, licenses, or other types of agreements to use property owned by third parties at values up to and including \$500,000; and (c) convey easements, licenses and rights of entry when such conveyances support utility or street relocations or other third-party obligations necessitated by San Mateo County Transit District (District) capital projects.
2. Authorize the General Manager/CEO, in consultation with the Chairperson of the District Board of Directors (Board) to (a) purchase rights in real property valued up to and including \$750,000, and (b) enter into leases, rights of entry, licenses, or other types of agreements to use property owned by third parties at values up to and including \$750,000.
3. Establish that the exercise of authorities granted by this proposed action will be limited as follows: (a) the funds for any purchase of property must be available in a Board-approved annual or project budget; (b) each purchase transaction must be supported by a current appraisal; (c) an offer may be made or accepted under the proposed delegation of authority only after staff finds that the transaction is in the best interest of the District and General Counsel advises that the transaction can be completed as proposed under applicable laws and regulations.

4. Authorize the General Manager/CEO, or a designee, to take all actions necessary to consummate and record (if appropriate) the above-referenced transactions, including executing agreements and other documents in forms acceptable to Legal Counsel.
5. Direct the General Manager/CEO, or a designee, to provide quarterly updates on transactions entered into under the proposed delegations of authority.

SIGNIFICANCE

The two resolutions accompanying this staff report would make the implementation of District capital projects and management of the agency's real property interests more efficient.

The proposed delegations of authority will allow staff to be more nimble during property negotiations, which can be delayed by the Board's monthly meeting schedule. The flexibility provided by the proposed action also is expected to increase the likelihood of favorable economic terms for the agency and less burdensome impacts on property owners whose property rights are being acquired by the District. Furthermore, staff and legal counsel anticipate the increased efficiencies of the proposed delegations will decrease the need for condemnation proceedings, which sometimes become expensive and confrontational, but are often required to keep projects on schedule. Finally, the proposed actions will allow the Board to focus its attention on larger transactions without taking up time with discussions of relatively small-value transactions that have already been identified during the Board's consideration of annual and project budgets.

The proposed resolutions would supplement, but not alter, the District's existing policy (adopted via Resolution 2010-64) for the handling of certain real estate transactions with third-parties that are not related to District capital projects, such as short-term leases of District properties to others.

BACKGROUND

At times, the District engages in real property transactions on behalf of the Peninsula Corridor Joint Powers Board (JPB) within San Mateo County. Staff has recommended that the proposed delegation be available to be exercised when staff is engaged in District projects as well as JPB projects; accordingly, a complementary delegation of authority will be proposed for approval by the JPB at its April 5 Board meeting.

All District and JPB capital projects may require the purchase of property rights. The projects also may require the relocation of utilities or public roadway facilities, sometimes necessitating the District to transfer property rights to cities, utility companies or other third parties to accommodate relocation of the facility. Currently the approval of all such transactions must go to the Board, even if the transaction is necessary to complete an approved project.

The recommended policy reflects current real property market trends in the Bay Area, and the limits of the delegation will ensure that particularly sizable, valuable or complex

property transactions will still be brought to the Board rather than being handled administratively.

In developing the proposed action, staff reviewed applicable Federal Transit Administration (FTA) requirements and surveyed other agencies. FTA-funded transactions over \$500,000 require the FTA to concur with appraisals and settlements in excess of \$50,000 above appraised values. Both the San Francisco Municipal Transportation Agency and the Santa Clara Valley Transportation Authority have delegated authority to staff to engage in real property negotiations and transaction valued at up to \$500,000.

Prepared by:	Brian W. Fitzpatrick, Director, Real Estate & Development	650-508-7781
	Shayna van Hoften, Legal Counsel	415-995-5880

RESOLUTION NO. 2018-__

BOARD OF DIRECTORS, SAN MATEO COUNTY TRANSIT DISTRICT

STATE OF CALIFORNIA

* * *

AUTHORIZING THE GENERAL MANAGER/CEO TO CONVEY CERTAIN PROPERTY RIGHTS TO CITIES, UTILITY COMPANIES AND OTHER THIRD PARTIES TO SUPPORT SAN MATEO COUNTY TRANSIT DISTRICT CAPITAL PROJECTS

WHEREAS, San Mateo County Transit District (District) capital projects often require the relocation of utilities or public roadways facilities (Facilities); and

WHEREAS, to complete the Facility relocation, the District will often be required to convey appropriate property rights to cities, utility companies or other third parties to accommodate the relocation of Facilities, currently requiring Board of Directors (Board) approval before staff can transfer such property rights; and

WHEREAS, staff and General Counsel recommend that the General Manager/CEO be granted authority to convey property rights to cities, utility companies and other third parties to accommodate such project obligations, which authority will enhance the efficiency of District capital project planning, delivery, and closeout; and

WHEREAS, the General Manager/CEO recommends, and the Committee concurs, that the Board:

1. Authorize the General Manager/CEO, or designee, to convey easements, when such conveyances support utility or street relocations or other third-party obligations necessitated by District capital projects;

2. Authorize the General Manager/CEO, or designee, to take all actions necessary to consummate and record (if appropriate) the above-referenced transactions, including executing agreements and other documents in forms acceptable to Legal Counsel; and

WHEREAS, the Board recognizes and affirms that this resolution does not alter the District's Policy Regarding Processing of Requests for Conveyance of Property Interests Involving Property Owned by District, adopted pursuant to Resolution 2010-64, which addresses the granting of leases, rights of entry, easements, licenses and encroachments to third parties except in the case of transactions conducted to facilitate the construction of District capital projects; and

WHEREAS, the Board intends for this resolution to be consistent with, and a companion to, Resolution 2018-___, Authorizing the General Manager/CEO and Chairperson of the Board of Directors to Approve Certain Real Estate Offers in Connection with San Mateo County Transit District Capital Projects, also adopted at this April 4, 2018 meeting.

NOW, THEREFORE, BE IT RESOLVED that the Board of Directors of the San Mateo County Transit District hereby:

1. Authorizes the General Manager/CEO, or designee, to convey easements, licenses and rights of entry when such conveyances support utility or street relocations or other third-party obligations necessitated by District capital projects;
2. Authorizes the General Manager/CEO, or designee, to take all actions necessary to consummate and record (if appropriate) the above-referenced transactions,

including executing agreements and other documents in forms acceptable to
Legal Counsel; and

BE IT FURTHER RESOLVED that the Board of Directors authorizes the General
Manager/CEO, or designee, to take any other actions necessary to give effect to this
resolution.

Regularly passed and adopted this 4th day of April, 2018 by the following vote:

AYES:

NOES:

ABSENT:

Chair, Board of Directors

ATTEST:

District Secretary

RESOLUTION NO. 2018-

BOARD OF DIRECTORS, SAN MATEO COUNTY TRANSIT DISTRICT
STATE OF CALIFORNIA

* * *

AUTHORIZING THE GENERAL MANAGER/CEO, IN CONSULTATION WITH THE CHAIRPERSON OF THE BOARD OF DIRECTORS, TO APPROVE CERTAIN REAL ESTATE TRANSACTIONS IN CONNECTION WITH SAN MATEO COUNTY TRANSIT DISTRICT CAPITAL PROJECTS

WHEREAS, all San Mateo County Transit District (District) capital projects may require the acquisition of property rights from private property owners, currently requiring Board of Directors (Board) approval before staff can offer or accept any offers or settlements for such acquisitions; and

WHEREAS, staff and General Counsel recommend that the Board adopt this resolution to enhance efficiency and enable staff to be more nimble during property negotiations, increase the likelihood of favorable economic terms for District and less burdensome impacts on property owners with property rights being acquired by District, and decrease the frequency of condemnation proceedings filed on District' behalf; and

WHEREAS, the General Manager CEO therefore recommends, and the Committee concurs, that the Board:

1. Authorize the General Manager/CEO, or designee, to (a) purchase rights in real property valued up to and including \$500,000, and (b) enter into leases, right of entries, license agreements, or other types of agreements to use property owned by third parties at values up to and including \$500,000;
2. Authorize the General Manager/CEO, or designee, in consultation with the Chairperson of the Board of Directors, to submit and accept offers to (a) purchase rights in real property valued up to and including \$750,000; (b) enter

- into leases, right of entries, license agreements, or other types of agreements to use property owned by third parties at values up to and including \$750,000;
3. Establish that the exercise of authorities granted by this resolution will be limited as follows: (a) the funds for any purchase of property must be available in a Board-approved annual or project budget; (b) each purchase transaction must be supported by a current appraisal; (c) an offer may be made or accepted under this delegation of authority only after staff finds that the transaction is in the best interest of District and General Counsel advises that the transaction can be completed as proposed under applicable laws and regulations;
 4. Authorize the General Manager/CEO, or designee, to take all actions necessary to consummate and record (if appropriate) the above-referenced transactions, including executing agreements and other documents in forms acceptable to Legal Counsel;
 5. Direct the General Manager/CEO, or designee, to provide quarterly updates on transactions entered into pursuant to this resolution; and

WHEREAS, the Board recognizes and affirms that this resolution does not alter the District's Policy Regarding Processing of Requests for Conveyance of Property Interests Involving Property Owned by the District adopted pursuant to Resolution 2010-64, which addresses the granting of leases, rights of entry, easements, licenses and encroachments to third parties; and

WHEREAS, the Board intends for this resolution to be consistent with, and a companion to, Resolution 2018-___, Authorizing the General Manager/CEO to Convey

Certain Property Rights to Cities, Utility Companies and Other Third Parties to Support San Mateo County Transit District Capital Projects, also adopted at this April 4, 2018 meeting.

NOW, THEREFORE, BE IT RESOLVED that the Board of Directors of the San Mateo County Transit District hereby:

1. Authorizes the General Manager/CEO, or designee, to (a) purchase rights in real property valued up to and including \$500,000, and (b) enter into leases, right of entries, license agreements, or other types of agreements to use property owned by third parties at values up to and including \$500,000;
2. Authorizes the General Manager/CEO, or designee, in consultation with the Chairperson of the Board of Directors to (a) purchase rights in real property valued up to and including \$750,000; (b) enter into leases, right of entries, license agreements, or other types of agreements to use property owned by third parties at values up to and including \$750,000;
3. Establishes that the exercise of authorities granted by this resolution will be limited as follows: (a) the funds for any purchase of property must be available in a Board-approved annual or project budget; (b) each purchase transaction must be supported by a current appraisal; (c) an offer may be made or accepted under this delegation of authority only after staff finds that the transaction is in the best interest of District and General Counsel advises that the transaction can be completed as proposed under applicable laws and regulations;
4. Authorizes the General Manager/CEO, or designee, to take all actions necessary to consummate and record (if appropriate) the above-referenced

transactions, including executing agreements and other documents in forms acceptable to Legal Counsel; and

5. Directs the General Manager/CEO, or designee, to provide quarterly updates on transactions entered into pursuant to this resolution.

Regularly passed and adopted this 4th day of April, 2018 by the following vote:

AYES:

NOES:

ABSENT:

Chair, Board of Directors

ATTEST:

District Secretary

RESOLUTION NO. 2018 –

BOARD OF DIRECTORS, SAN MATEO COUNTY TRANSIT DISTRICT
STATE OF CALIFORNIA

* * *

**AWARDING A CONTRACT TO BYTEMARK FOR A MOBILE TICKETING AND TRIP
PLANNING APPLICATION FOR A TOTAL ESTIMATED AMOUNT OF \$477,845 FOR A TWO-YEAR
TERM**

WHEREAS, the San Mateo County Transit District (District) issued a Request for Proposals (RFP) for the provision of a Mobile Ticketing and Trip Planning Application (Mobility App) to be delivered in two phases: Phase 1: development, branding, deployment, evaluation, training, and upgrades and/or enhancements, if necessary; and Phase 2: initial and ongoing hosting, training, support, maintenance, payment processing, and upgrades and/or enhancements, if necessary; and

WHEREAS, in response to the RFP, the District received eight proposals; and

WHEREAS, an Evaluation Committee (Committee) composed of District staff reviewed and scored the proposals, conducted interviews with four firms determined to be in the competitive range, ranked the proposals according to the evaluation criteria set forth in the RFP, and determined that Bytemark, Inc. (Bytemark) of Seattle, Washington received the highest consensus ranking; and

WHEREAS, staff conducted negotiations with Bytemark and determined the firm will perform the requested work for a fair and reasonable price; and

WHEREAS, staff and legal counsel reviewed Bytemark's proposal and determined that it complies with the requirements of the solicitation documents; and

WHEREAS, the General Manger/CEO recommends, and the Finance Committee concurs, that the Board of Directors (1) award a contract for the provision of the

Mobility App to Bytemark for a two-year term for an estimated total of \$477,845, (2) approve a contract contingency of up to \$150,000 for optional services and upgrades, and, (3) if it is in the best interest of the District, authorize the General Manager/CEO, or his designee, to exercise up to three additional one-year option terms for an estimated aggregate total amount of \$585,000.

NOW, THEREFORE, BE IT RESOLVED that the Board of Directors of the San Mateo County Transit District hereby awards a contract to Bytemark, Inc. of Seattle, Washington to provide a Mobility App for a two-year term for an estimated total of \$477,845; and

BE IT FURTHER RESOLVED that the General Manager/CEO, or designee, is authorized to:

1. Execute a contract in full conformity with the terms and conditions of the solicitation documents and negotiated agreement, and in a form approved by legal counsel;
2. Exercise contract contingency authority for contract amendments up to \$150,000 for optional services and upgrades; and
3. Exercise up to three additional, one-year option terms for an estimated aggregate total of \$585,000, if in the best interest of the District.

Regularly passed and adopted this 4th day of April, 2018 by the following vote:

AYES:

NOES:

ABSENT:

Chair, San Mateo County Transit District

ATTEST:

District Secretary

SAN MATEO COUNTY TRANSIT DISTRICT
STAFF REPORT

TO: Finance Committee

THROUGH: Jim Hartnett
General Manager/CEO

FROM: Derek Hansel David Olmeda
Chief Financial Officer Chief Operating Officer, Bus

SUBJECT: **AWARD OF CONTRACT FOR SAMTRANS MOBILITY APP SOLUTION**

ACTION

Staff proposes that the Committee recommend that the Board:

1. Award a contract to Bytemark, Inc. (Bytemark) of Seattle, Washington for the development, deployment, evaluation, hosting, training, support, maintenance, and update (as needed) of a SamTrans Mobile Ticketing and Trip Planning Application (Mobility App or App) for an estimated total amount of \$477,845, including payment processing, for a two-year term.
2. Authorize the General Manager/CEO, or designee, to execute a contract and any amendments in full conformity with the terms and conditions of the solicitation documents and negotiated agreement, and in a form approved by legal counsel.
3. Authorize the General Manager/CEO, or designee, to exercise contract contingency authority for contract amendments up to \$150,000 for optional services and upgrades to the App.
4. Authorize the General Manager/CEO, or designee, to exercise up to three additional one-year option terms, for an estimated aggregate total of \$585,000, if it is in the best interest of the San Mateo County Transit District (District).

SIGNIFICANCE

Approval of the above actions will benefit the District by implementing a Mobility App that will provide SamTrans riders with expanded payment options and availability of real-time arrival and departure information for trip planning.

BUDGET IMPACT

Funds are available in the Fiscal Year 2018 Operating Budget to pay for the \$109,445 cost of developing, testing and deploying the Mobility App, and up to \$100,000 for possible technology and infrastructure improvements and/or upgrades that may be required for successful deployment. For the Fiscal Year 2019 Operating Budget, staff will request 1) an estimated aggregate total of \$368,400 for hosting, training, support, maintenance and credit card processing; 2) up to \$150,000 for possible enhancements and/or upgrades to the App; and 3) up to \$50,000 for marketing services to support launch and rider adoption of the App. Funds for continued hosting, training, support, maintenance and credit card processing will be requested in future annual operating budgets. Total project cost over five years is an estimated total of \$1,362,845.

BACKGROUND

A Request for Proposals (RFP) for the Mobility App was issued and advertised in a newspaper of general circulation and on the District’s procurement website. Solicitation notices were also sent to Small and Disadvantaged Business Enterprises (SBEs/DBEs) registered in the District’s database. A total of eight proposals were received. Two of the proposals were from SBE/DBE firms and they received the full five SBE/DBE preference points. An Evaluation Committee (Committee) composed of qualified staff reviewed and scored the proposals in accordance with the following weighted criteria:

- Company Qualifications and Demonstrated Competence 15 points
- Qualifications and Experience of Project Team 10 points
- Project Approach 10 points
- Program Goals and Functionality Requirements 55 points
- Reasonableness of Cost 10 points
- SBE Preference 5 points

Five proposals were responsive to the RFP. Four firms were found to be within the competitive range and were invited for interviews. Upon completion of interviews and final scoring of proposals, the Committee came to a consensus scoring and found Bytemark to be the highest ranked proposer. Although Bytemark is not a small business, Bytemark received a portion of the available SBE preference by subcontracting with a certified DBE firm for part of the contracted scope of work.

Staff completed negotiations with Bytemark and determined the proposed solution offers the District the best solution at a fair and reasonable price. Bytemark demonstrated a strong understanding of the requirements of the project, and has committed to providing an experienced and qualified team to successfully deliver the work as required in the contract. Staff therefore recommends award of a contract to this firm.

The contract for the Mobility App will deliver the following: development, branding, deployment, evaluation, hosting, training, support, maintenance, payment processing; and updates, upgrades and/or enhancements.

The Mobility App will offer One-way and Day Pass tickets for Adult, Youth, and Eligible Discount riders. Shortly after launch, the Mobility App will provide the ability to purchase parking tickets for the Colma/BART parking lot. The App will support iOS and Android operating systems and will accept major credit, debit and commuter benefit cards as forms of payment. The App will provide real-time arrival and departure functionality for trip planning on SamTrans and other transit systems in the region.

Staff will be trained how to: 1) purchase and use mobile tickets, 2) create and manage user accounts, 3) authenticate and verify tickets (fare enforcement), 4) plan a trip on SamTrans using real-time data, and 5) access back-office customer service and analytics functions.

As part of the Mobility App launch, staff intends to separately procure technology and infrastructure improvements and/or upgrades as may be required for a successful implementation; and also procure marketing services targeting the SamTrans rider community and service area. These initiatives fall within the General Manager's procurement authority.

To further enhance the customer experience for riders, future enhancements may include integration of fare validation with the existing GFI fare box, expanded ticketing options to add other connecting transit modes (e.g., BART, SFMTA, VTA, Caltrain, TNCs), and enhanced real-time incident response communication.

Bytemark developed and currently supports similar mobile ticketing and/or trip planning applications for several transit agencies including King County Metro in Seattle, WA; Capital Metropolitan Transportation Authority in Austin, TX and Sacramento Regional Transit District.

Mobility App go-live date is expected for September 1st. Staff will provide a project update to the Board at its July meeting.

STRATEGIC INITIATIVE

Priority 1 – Expand Mobility Options

- Goal 1 – Increase fixed-route ridership by 15 percent
 - Action 1-20: Explore amenities that will attract and retain riders making the system easier to use, including the development of a SamTrans mobile application, expanded payment options including mobile ticketing and the availability of real-time arrival and departure functionality.

Priority 2 – Strengthen Fiscal Health

- Goal 1 – Increase fixed-route fare box revenue by 20 percent
 - Action 2-2: Implement strategies to increase ridership on fixed-route bus service

Senior Contract Officer: Luis F. Velásquez
Project Manager: Carl Cubba, IT Director

650-622-8099
650-508-6206

RESOLUTION NO. 2018 –

BOARD OF DIRECTORS, SAN MATEO COUNTY TRANSIT DISTRICT
STATE OF CALIFORNIA

* * *

**AWARDING A CONTRACT TO BYTEMARK FOR A MOBILE TICKETING AND TRIP
PLANNING APPLICATION FOR A TOTAL ESTIMATED AMOUNT OF \$477,845 FOR A TWO-YEAR
TERM**

WHEREAS, the San Mateo County Transit District (District) issued a Request for Proposals (RFP) for the provision of a Mobile Ticketing and Trip Planning Application (Mobility App) to be delivered in two phases: Phase 1: development, branding, deployment, evaluation, training, and upgrades and/or enhancements, if necessary; and Phase 2: initial and ongoing hosting, training, support, maintenance, payment processing, and upgrades and/or enhancements, if necessary; and

WHEREAS, in response to the RFP, the District received eight proposals; and

WHEREAS, an Evaluation Committee (Committee) composed of District staff reviewed and scored the proposals, conducted interviews with four firms determined to be in the competitive range, ranked the proposals according to the evaluation criteria set forth in the RFP, and determined that Bytemark, Inc. (Bytemark) of Seattle, Washington received the highest consensus ranking; and

WHEREAS, staff conducted negotiations with Bytemark and determined the firm will perform the requested work for a fair and reasonable price; and

WHEREAS, staff and legal counsel reviewed Bytemark's proposal and determined that it complies with the requirements of the solicitation documents; and

WHEREAS, the General Manger/CEO recommends, and the Finance Committee concurs, that the Board of Directors (1) award a contract for the provision of the

Mobility App to Bytemark for a two-year term for an estimated total of \$477,845, (2) approve a contract contingency of up to \$150,000 for optional services and upgrades, and, (3) if it is in the best interest of the District, authorize the General Manager/CEO, or his designee, to exercise up to three additional one-year option terms for an estimated aggregate total amount of \$585,000.

NOW, THEREFORE, BE IT RESOLVED that the Board of Directors of the San Mateo County Transit District hereby awards a contract to Bytemark, Inc. of Seattle, Washington to provide a Mobility App for a two-year term for an estimated total of \$477,845; and

BE IT FURTHER RESOLVED that the General Manager/CEO, or designee, is authorized to:

1. Execute a contract in full conformity with the terms and conditions of the solicitation documents and negotiated agreement, and in a form approved by legal counsel;
2. Exercise contract contingency authority for contract amendments up to \$150,000 for optional services and upgrades; and
3. Exercise up to three additional, one-year option terms for an estimated aggregate total of \$585,000, if in the best interest of the District.

Regularly passed and adopted this 4th day of April, 2018 by the following vote:

AYES:

NOES:

ABSENT:

Chair, San Mateo County Transit District

ATTEST:

District Secretary