




# Proposed FY2018 Capital Budget

Board of Directors  
June 7, 2017  
Finance Item #5

## Revisions to FY18 Preliminary Capital Budget

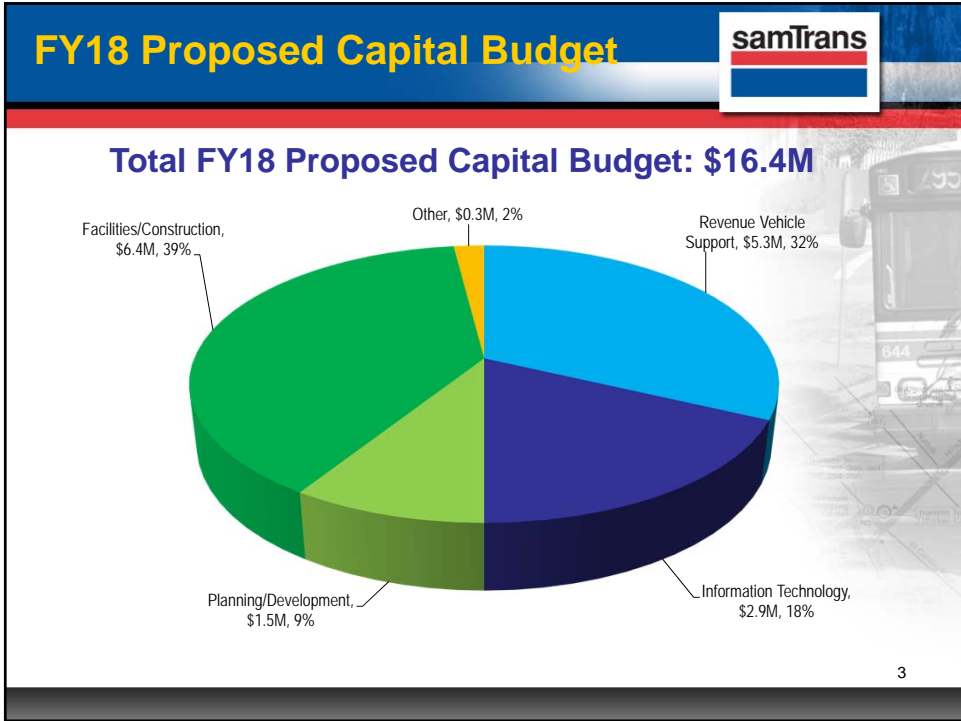


TOTAL REVISIONS	<u>FY2018 Preliminary Budget (\$M)</u>	<u>FY2018 Proposed Budget (\$M)</u>	<u>Incr / (Decr) vs FY2018 Preliminary Budget (\$M)</u>
Total Project Costs	\$15.4	\$16.4	\$1.0
<i>Funding from District Sales Tax</i>	<i>\$9.8</i>	<i>\$8.8</i>	<i>(\$1.0)</i>


CHANGE IN PROJECT COSTS	<u>FY2018 Preliminary (\$M)</u>	<u>FY2018 Proposed (\$M)</u>	<u>Incr / (Decr) (\$M)</u>
Traffic Signal Priority	\$1.9	\$3.9	\$2.0
Dumbarton Rail Fencing	\$1.0	\$0.0	(\$1.0)
			\$1.0

2



## Capital Investment Program (CIP)

(in millions)



	2018	2019	2020	2021	2022	2023	2024	2025	2026
<b>Total Capital Investments</b>	\$ 16.4	\$ 12.0	\$ 7.8	\$ 32.1	\$ 38.4	\$ 42.6	\$ 12.0	\$ 31.0	\$ 32.3
<b>Funding</b>									
External Funding	\$ 7.6	\$ 1.6	\$ 1.3	\$ 24.7	\$ 24.7	\$ 24.1	\$ 0.9	\$ 22.8	\$ 22.1
<b>District Sales Tax</b>	\$ 8.8	\$ 10.4	\$ 6.5	\$ 7.4	\$ 13.7	\$ 18.5	\$ 11.1	\$ 8.2	\$ 10.2
<b>Total Funding</b>	\$ 16.4	\$ 12.0	\$ 7.8	\$ 32.1	\$ 38.4	\$ 42.6	\$ 12.0	\$ 31.0	\$ 32.3

4