

The samTrans logo consists of the word "samTrans" in a bold, sans-serif font. The "a" and "m" are lowercase, while "s", "T", "r", "a", and "n" are uppercase. Below the text are two horizontal bars: a red one on top and a blue one on the bottom.

Mobility Management: Fixed-route Bus Service

Community Relations Committee
December 7, 2016
Agenda Item 7

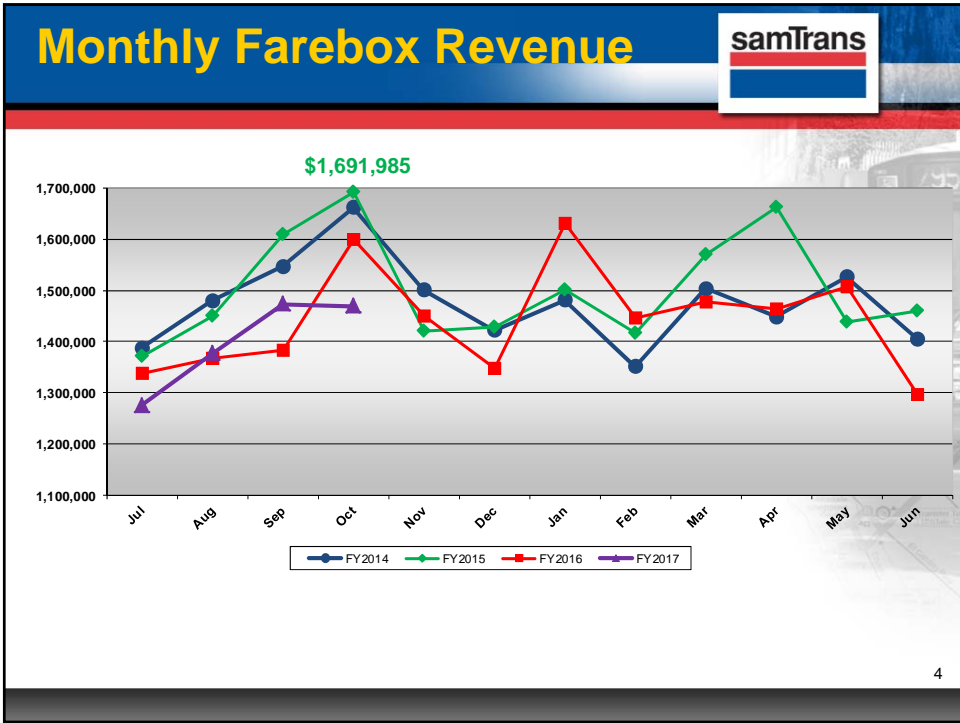
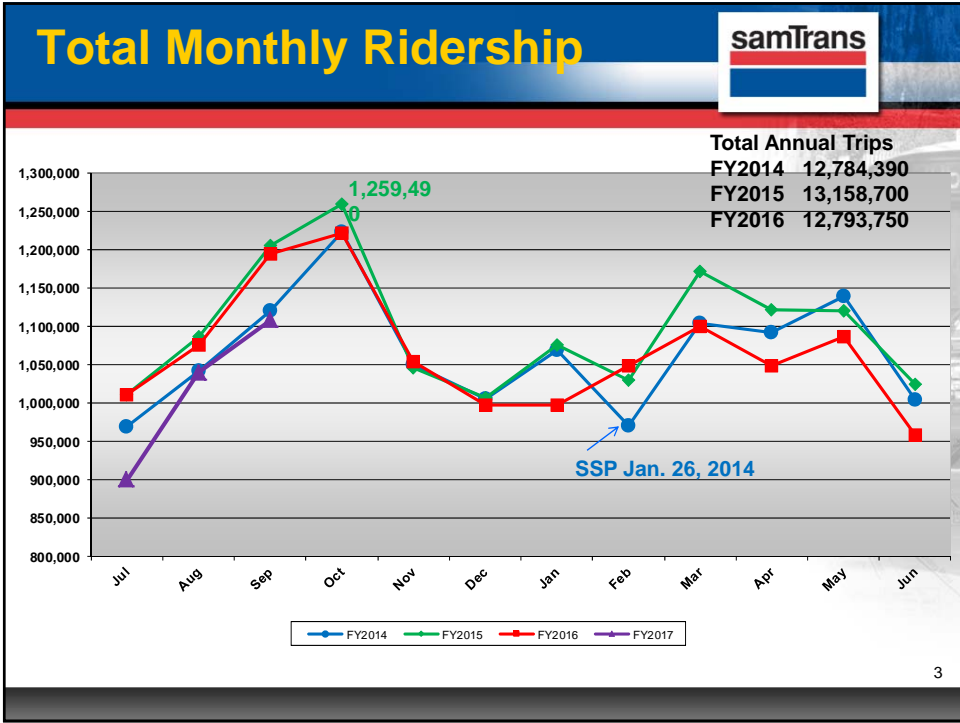
Fixed-route Bus Service

The samTrans logo consists of the word "samTrans" in a bold, sans-serif font. The "a" and "m" are lowercase, while "s", "T", "r", "a", and "n" are uppercase. Below the text are two horizontal bars: a red one on top and a blue one on the bottom.

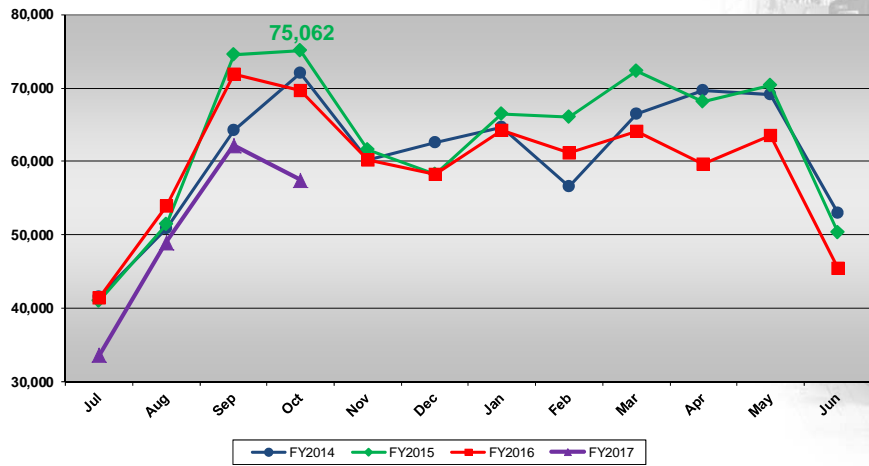
- Performance Statistics
- National Ridership Comparison
- Service Quality
- Build Ridership 2017
- Summary



2

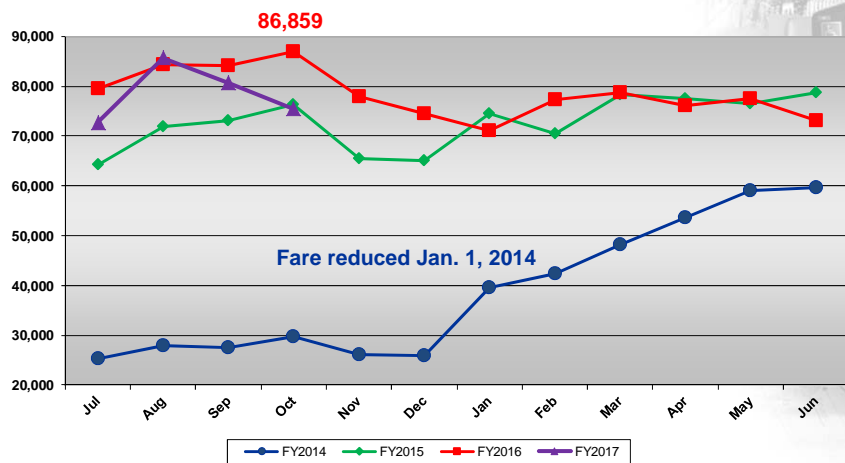


Token Usage



5

Day Pass Usage



6

National Ridership Comparison

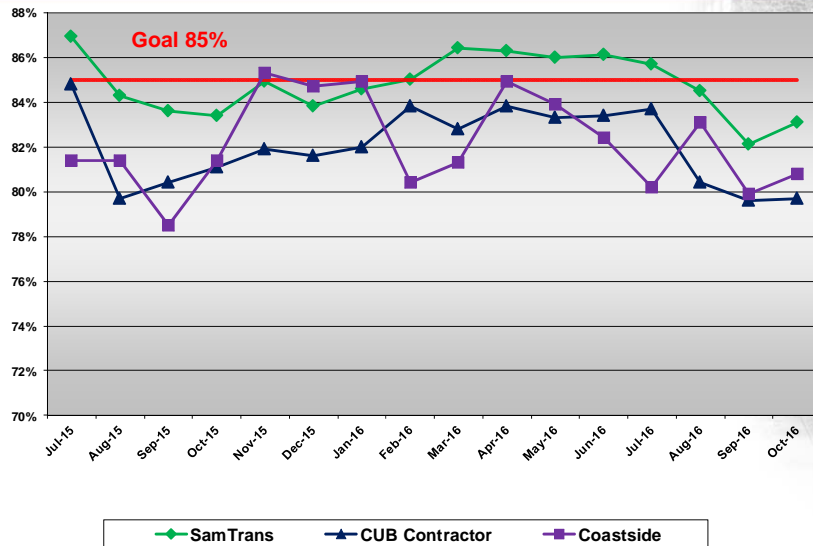


	<u>National</u>	<u>SamTrans</u>	<u>October Gas prices</u>
FY12 to FY13	-0.4%	-2.2%	-14.1%
FY13 to FY14	-0.7%	+3.0%	-7.2%
FY14 to FY15	-1.6%	+2.9%	-17.5%
FY15 to FY16	-1.9%	-2.8%	-2.5%
FY12 to FY16	-4.7%	+0.8%	-40.0%
3-mo 6-30-16	-5.10%	-5.28%	

Gas prices peaked Oct. 8, 2012 at \$4.659

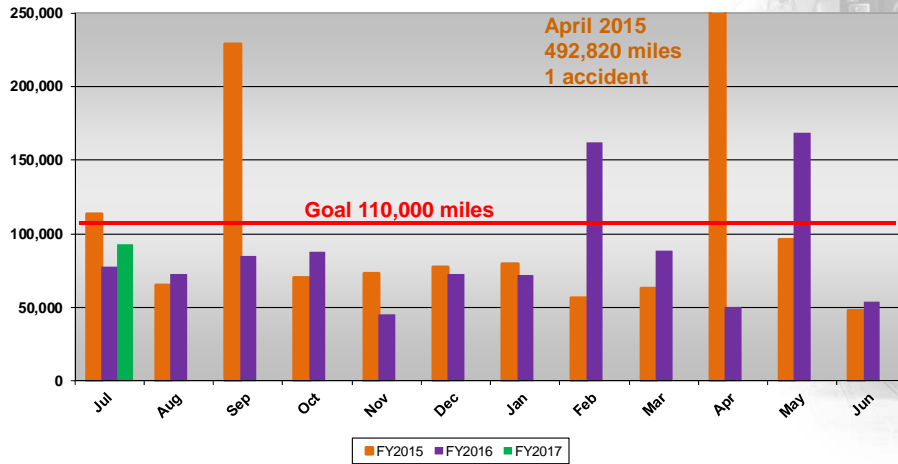
7

On-time Performance



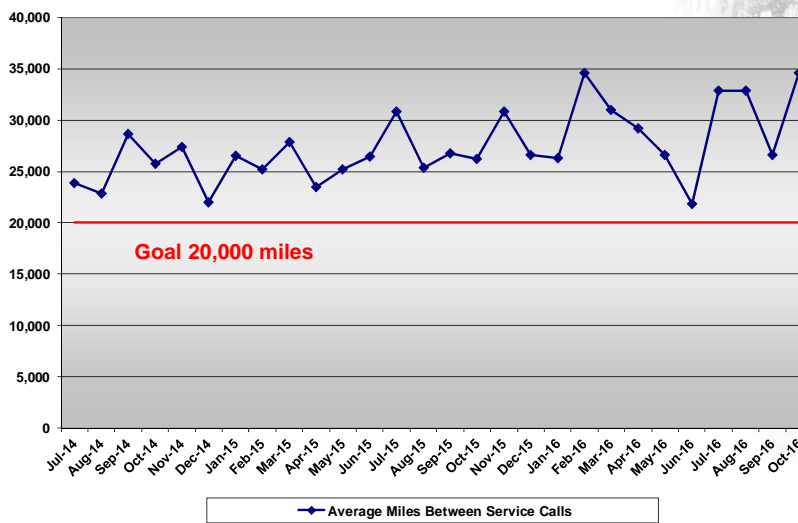
8

Miles Between Accidents



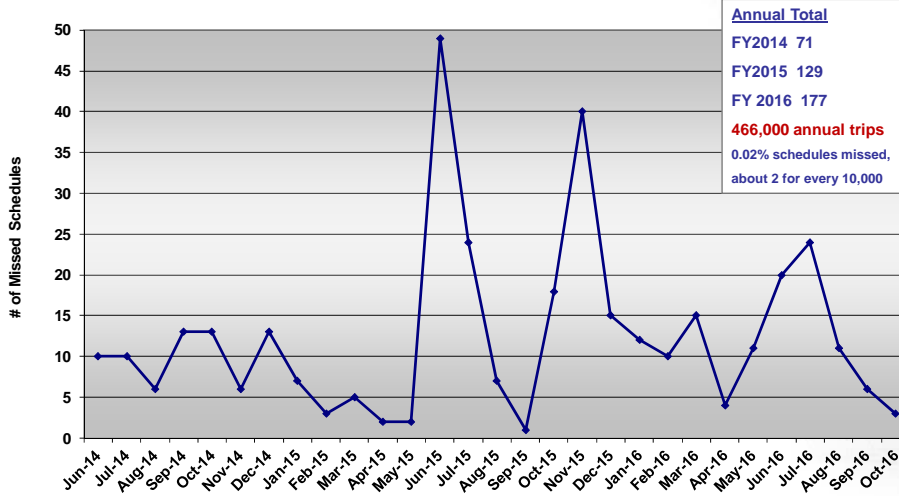
9

Fixed-route Fleet Reliability

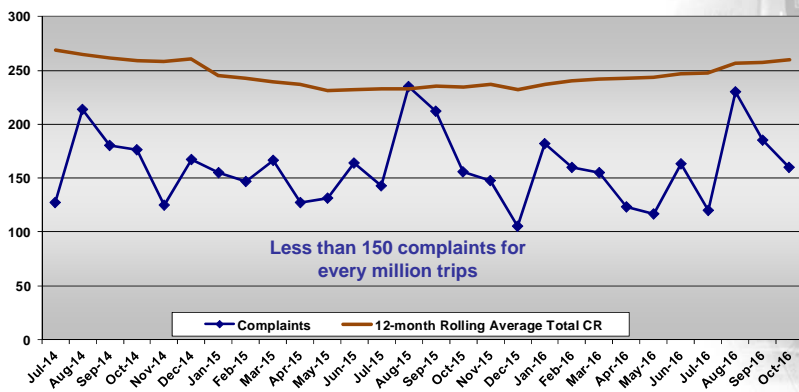


10

Missed Schedules



Consumer Reports



Improve Ridership 2017

samTrans

Improve Efficiency

- Evaluate Ridership Performance
 - Low performing route
 - Low performing trips

Reinvest Resources

- Identify new area service options
 - Express Service
 - Pilot Service

Fares

- Evaluate Express and Pilot Service Fares

Evaluate ways to improve response time for service changes

13

Summary

samTrans

- Ridership is continuing to decline
- National trend is representative of the declining ridership
- Farebox revenue is declining
- Service quality remains high
- 2017 Outlook
 - Build ridership
 - Build farebox revenue

14