

Connect, Redwood City!

Board of Directors
May 7, 2014


Last Mile Strategies





- MTC Climate Initiatives Program grant
- Transportation options for employers, employees, residents in Redwood City
- Designed to reduce vehicle travel and Greenhouse Gas emissions
- Partners:
 - Redwood City
 - County of San Mateo
 - Peninsula Traffic Congestion Relief Alliance

2

Last Mile Options




- Bike Share
- Car Share
- Short-distance vanpools
- Telework/Flex schedules at County of San Mateo
- Public Transit




3

Bike Share




- Pilot project
- Bay Area Bike Share pilot
- 70 bikes/7 stations
- 30 more bikes by Fall
- Ridership low, conducting evaluation study
- Changes in summer
- MTC continuing program




4

Car Share




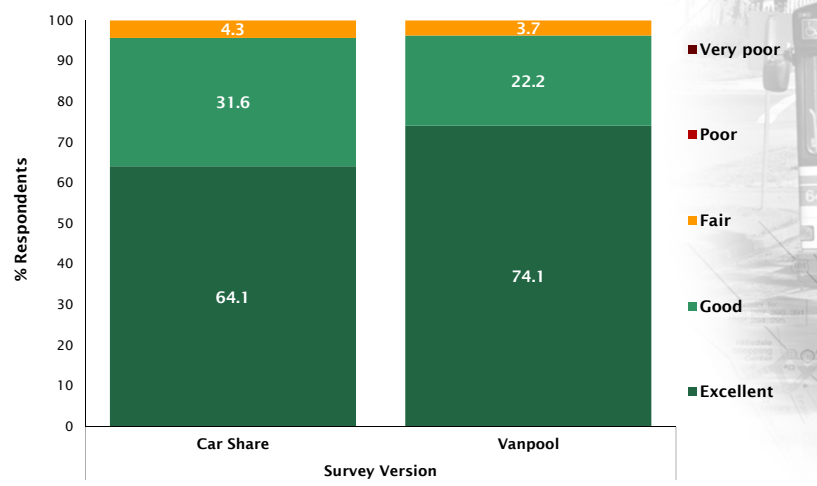
- Zip Car
- 3 vehicles at Redwood City Caltrain station
- Larger network
 - Courthouse Annex
 - Mid-Point Technology Park
- Successful pilot
 - Negotiating long-term lease
 - Zip Car expanding



5

Experiences with Car Share





Survey Version	Excellent	Good	Fair	Poor	Very poor
Car Share	64.1	31.6	4.3	0	0
Vanpool	74.1	22.2	3.7	0	0

6

Vanpool Program

samTrans

- Subsidies for new vanpools
- Managed by Alliance
- Grown from 6 to 12 vans
- Average vanpooler reduced 358 miles per month
- 74% had excellent satisfaction
- 54% learned through employer

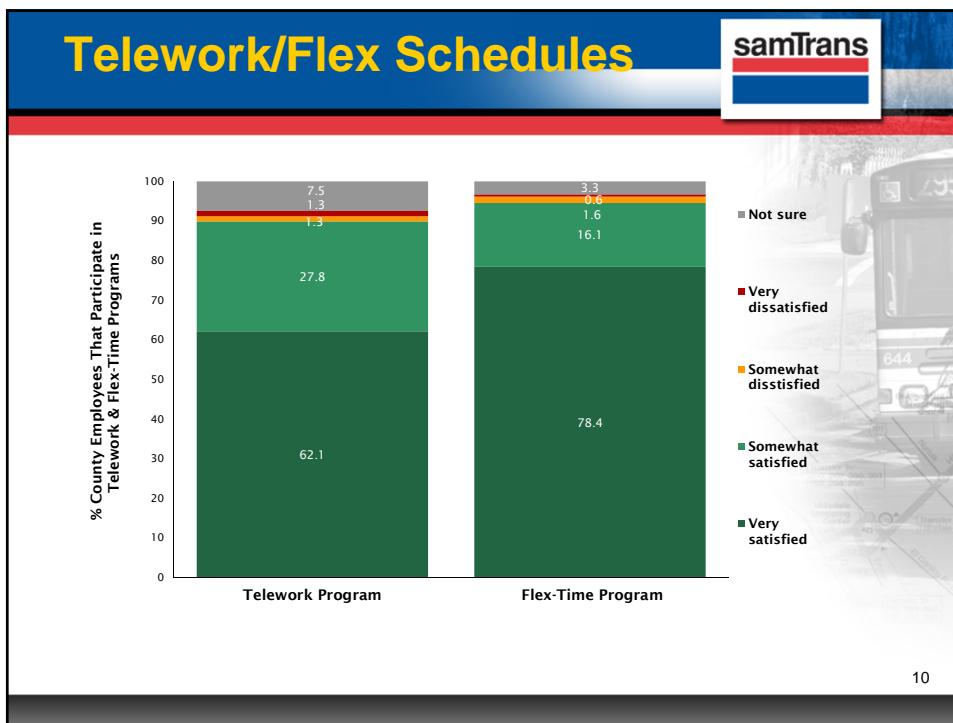
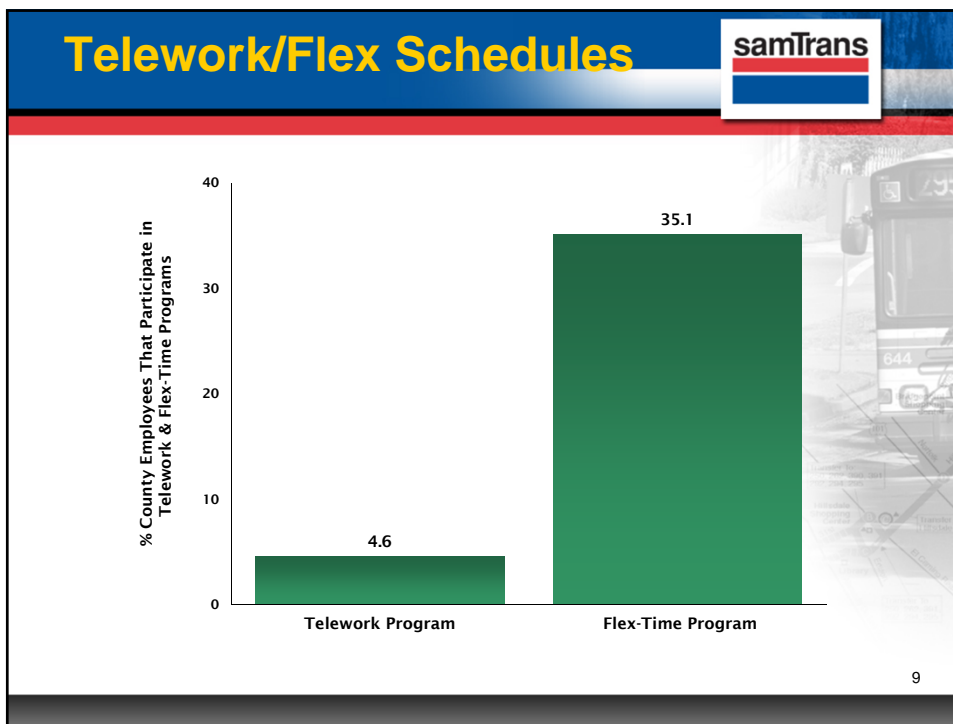
7

Telework/Flex Schedules



samTrans

- Pilot with County of San Mateo
- Reduces employee commuting
- Management concerns
- Lessons learned

8




Overall Impacts



- **Program awareness**
 - 75% employers, 48% employees, 38% residents
- **Benefits**
 - Marketing to businesses with 51,982 employees led to 66% of reductions
 - Marketing to residents led to 28% of reductions
 - Car share reduced 7,063 miles per month
 - Vanpools reduced 30,418 miles per month

11

Questions



12