

samTrans

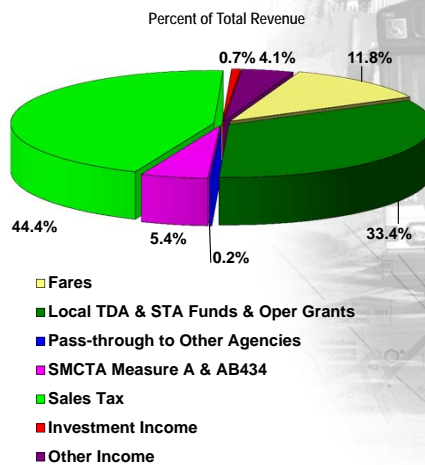
Preliminary FY2014 Operating Budget

Board of Directors
May 1, 2013

Revenues – FY2014 Preliminary Budget (in millions)

samTrans

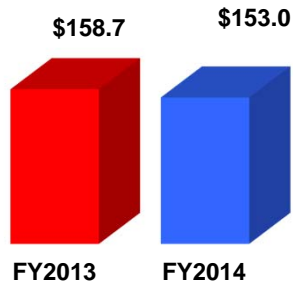
Fares	\$18.0
Local TDA & STA Funds, Operating Grants & AB434	51.1
TA Measure A	8.2
Pass-through to Other Agencies	0.3
Sales Tax	68.0
Investment Interest	1.1
Other Income	6.3
Total Revenues	\$153.0



Revenue Increase/(Decrease)

(in millions)

samTrans



Fares	\$0.1
Local TDA & STA Funds, Operating Grants & AB434	3.5
Pass-through to Other Agencies	(0.2)
Investment Interest	(0.6)
Other Income	0.3
Other Sources	<u>(8.8)</u>
Total	(5.7)

3

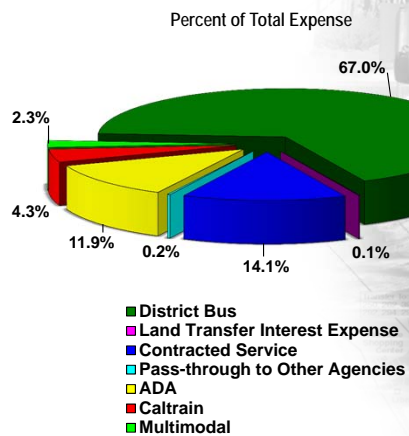
Preliminary Operating Expenses

(in millions)

samTrans

Motor Bus

District-operated	\$83.2
Contracted Service	17.5
ADA	14.8
Caltrain	5.4
Multimodal	2.9
Pass-through to Other Agencies	0.3
Land Transfer	<u>0.1</u>
Total	\$124.2

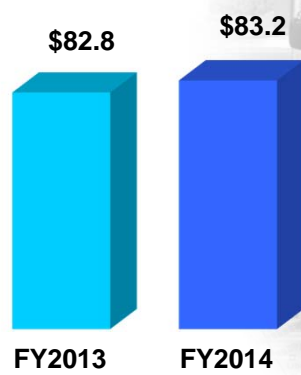


4

District-operated Bus Expenses Increase/(Decrease) (in millions)



Wages & Benefits	\$0.5
Professional Services	(0.8)
Technical Services	0.4
Other Services	0.2
Bus Parts and Materials	<u>0.1</u>
Total	\$0.4

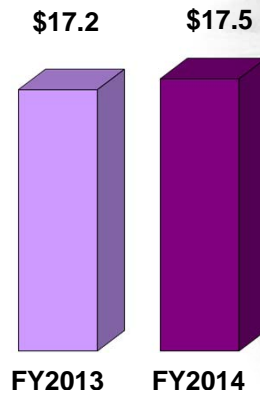


5

Contracted Service Expenses Increase / (Decrease) (in millions)



Contracted Urban Bus Service	<u>\$0.3</u>
Total	\$0.3

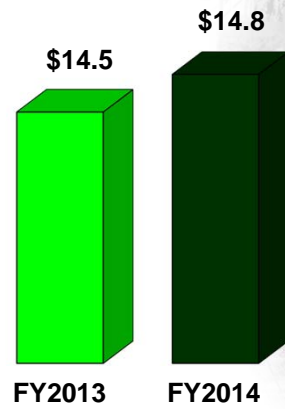


6

ADA Program Expenses Increase / (Decrease) (in millions)



Redi-Wheels & Sedan Service	\$0.4
Coastside Support	<u>(0.1)</u>
Total	\$0.3



7

Multimodal Transit Program Expenses Increase / (Decrease) (in millions)



Caltrain	(\$8.6)
Other Multimodal Programs	<u>(0.1)</u>
Total	(\$8.7)



8

Preliminary FY2014 Operating Budget (in millions)



Total Revenues	\$153.0
Total Expenses	(124.2)
Sales Tax Allocation – Capital	<u>(5.3)</u>
Operating Surplus	23.5
Debt Service Requirement*	<u>(24.5)</u>
Total Uses of Reserves	<u>(\$1.0)</u>

* (Debt service for BART - \$12.7 million)

9

Summary



- Maintained operating expenses for Motor Bus, ADA and Other Multimodal close to FY2013 levels
- Caltrain contribution is at the TA contribution level
- Sales Tax receipts for FY2014 estimated at \$68 million, no change from FY2013 revised budget
- Use \$1 million in reserves to balance the FY2014 budget, a \$7.9 million decrease from FY2013
- Continue to work on the SamTrans Service Plan to address short- and long-term service needs within available financial resources (not included in budget)
- Continue to work with MTC to secure a dedicated and sustainable funding source for the Bay Area's transit systems

10

The logo for samTrans, featuring the text "samTrans" in a bold, sans-serif font. Below the text are two horizontal bars: a red one on top and a blue one on the bottom. The entire logo is enclosed in a white rectangular box with a thin black border.

samTrans

The background of the cover is a blue-tinted photograph of a bus. The bus is viewed from a front-quarter angle, showing its windshield, side mirror, and front door. The number "644" is visible on the side of the bus. The text "samTrans" is also visible on the side of the bus. The overall image has a blue color cast.

Preliminary FY2014 Operating Budget

Board of Directors
May 1, 2013

San Mateo