



samTrans



Preliminary FY2013 Operating Budget



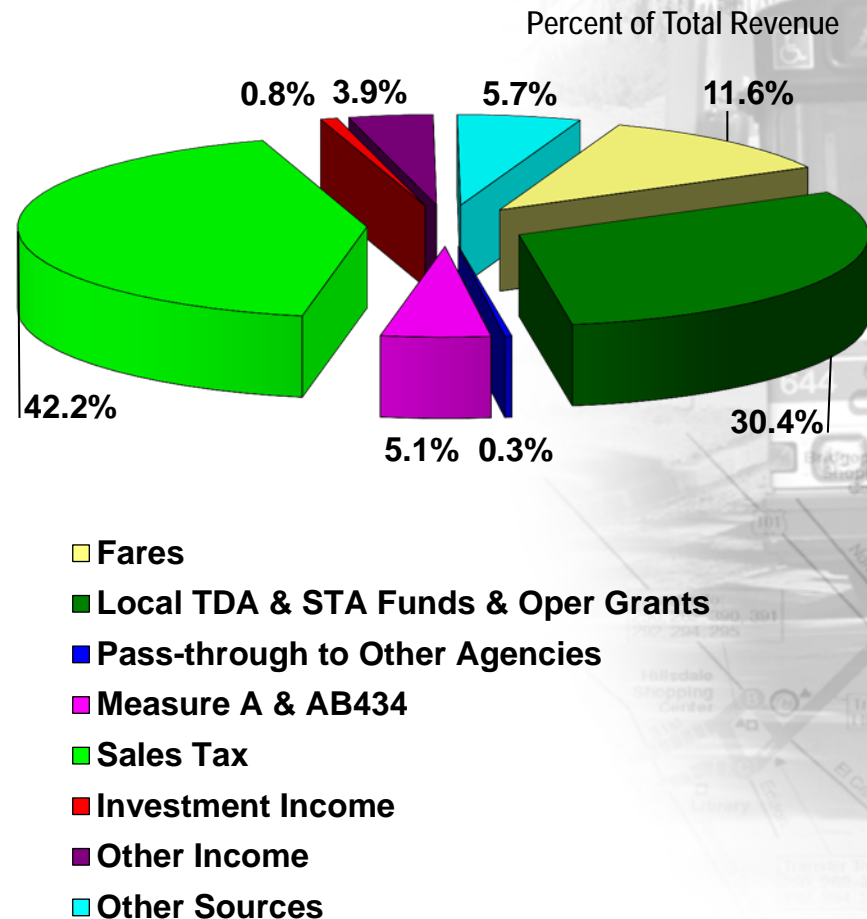
**Board of Directors
May 9, 2012**

Revenues – FY2013

Preliminary Budget (in millions)



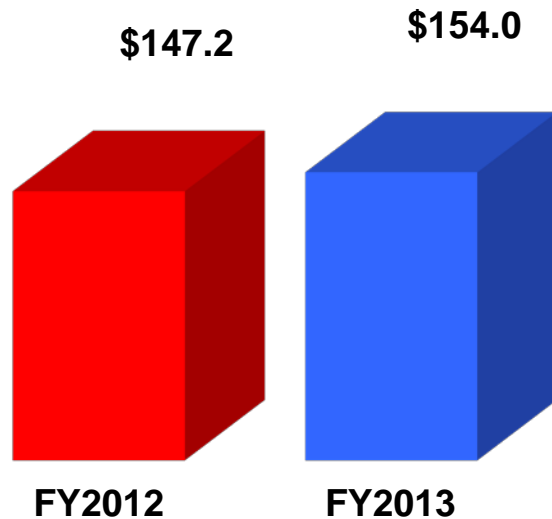
Fares	\$17.9
Local TDA & STA Funds, Oper. Grants & AB434	46.8
Measure A	7.8
Pass-through to Other Agencies	0.5
Sales Tax	65.0
Investment Interest	1.2
Other Income	6.0
Other Sources	<u>8.8</u>
Total Revenues	\$154.0



Revenue Increase/(Decrease)

(in millions)

samTrans



Fares	\$0.5
Local TDA & STA Funds, Oper Grants & AB434	(0.03)
Measure A	(0.8)
Pass-through to Other Agencies	0.2
Sales Tax	2.0
Investment Interest	0.8
Other Income	0.1
Other Sources	<u>4.1</u>
Total	\$6.8

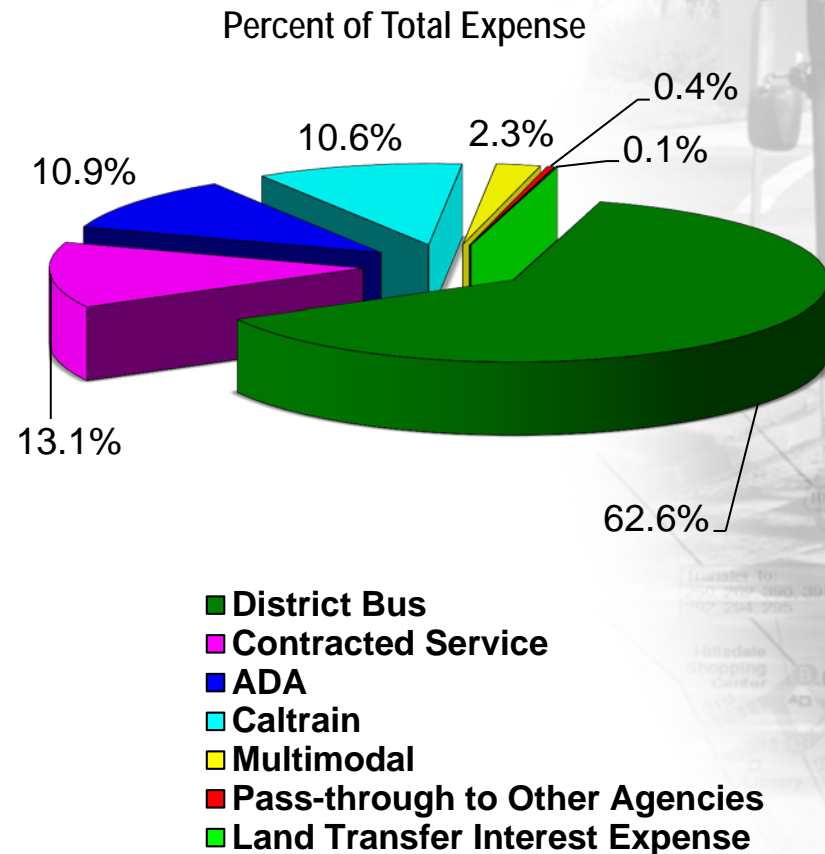
Preliminary Operating Expenses

(in millions)



Motor Bus


District-operated	\$82.5
Contracted Service	17.2
ADA	14.4
Caltrain	14.0
Multimodal	3.0
Pass-through to Other Agencies	0.5
Land Transfer	<u>0.1</u>
Total	\$131.7



District-operated Bus Expenses Increase/(Decrease) (in millions)



Category	FY2012	FY2013
Wages & Benefits	(\$2.8)	\$82.6
Technical Services	0.7	\$82.6
Other Services	0.8	
Fuel and Lubricants	0.7	
Telecommunications	0.1	
Insurance	0.2	
Fixed-route Accessibility	<u>0.3</u>	
Total	\$0.0	



Contracted Service Expenses Increase / (Decrease) (in millions)




**Contracted Urban
Bus Service**

(\$0.3)

Total


(\$0.3)

\$17.5



FY2012

\$17.2

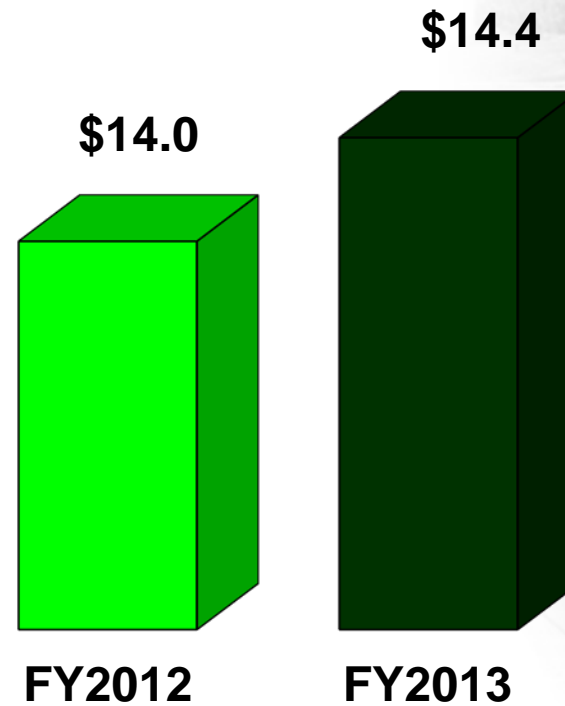


FY2013

ADA Program Expenses Increase / (Decrease) (in millions)



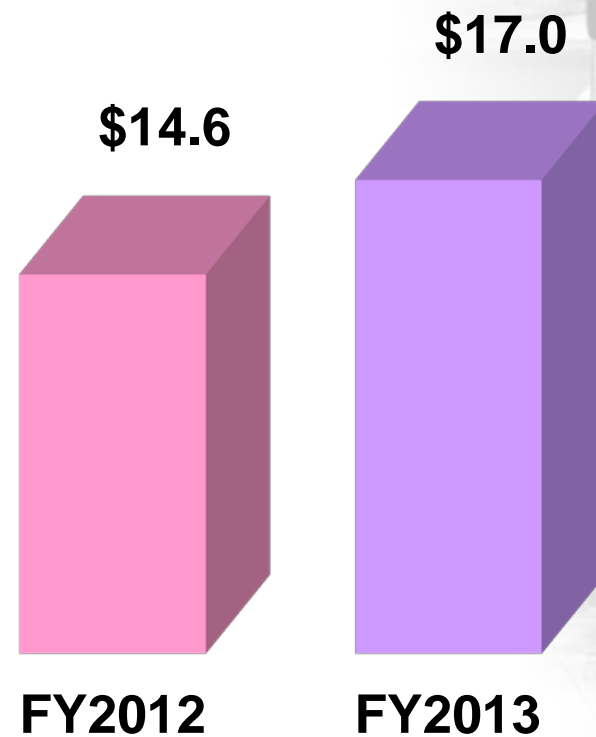
Redi-Wheels & Sedan Service	\$0.2
Coastside Support	<u>0.2</u>
Total	\$0.4



Multimodal Transit Program Expenses Increase / (Decrease) (in millions)



Caltrain	\$3.4
Other Multimodal Programs	(1.0)
Total	\$2.4



FY2013 Preliminary Operating Budget (in millions)



Total Revenues	\$154.0
Total Expenses	(131.7)
Sales Tax Allocation – Capital	<u>(8.4)</u>
Operating Surplus	13.9
Debt Service Requirement*	<u>(24.4)</u>
Total Uses of Reserves	(\$10.5)

* (Debt service for BART - \$12.7 million)

- The goals of the Strategic Plan are tied to Key Initiatives developed through an Implementation Plan
- The Implementation Plan is subject to annual review
- The proposed budget includes appropriate resources to support the Key Initiatives for FY 2013

- Maintained operating expenses close to FY2012 levels
- Sales Tax receipts for FY2013 estimated at \$65 million, a \$2 million increase from FY2012
- Use \$10.5 million in reserves to balance the FY2013 budget, a \$1 million decrease from FY2012
- Continue to work on the SamTrans Service Plan to address short- and long-term service needs within available financial resources
- Continue to work with MTC and others on the Transit Sustainability Project and to secure a dedicated and sustainable funding source for the Bay Area's transit systems



Preliminary FY2013 Operating Budget



Board of Directors
May 9, 2012