

samTrans

Preliminary FY2012 Operating Budget

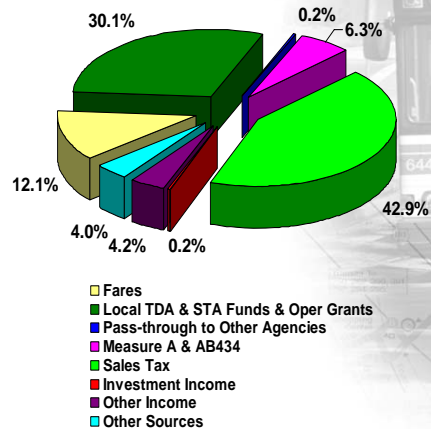
May 11, 2011

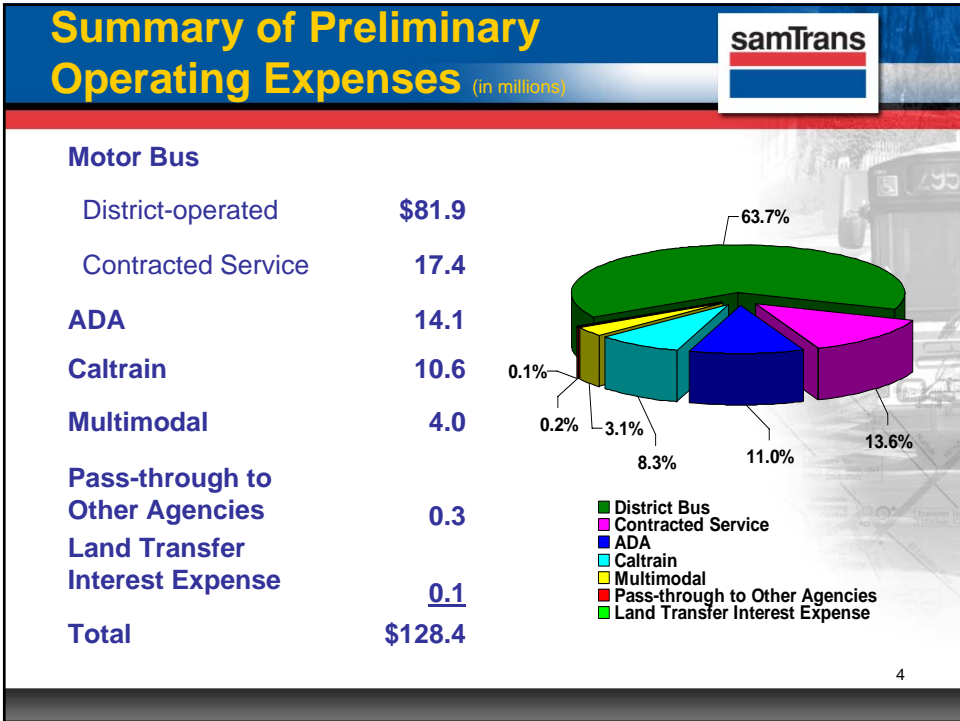
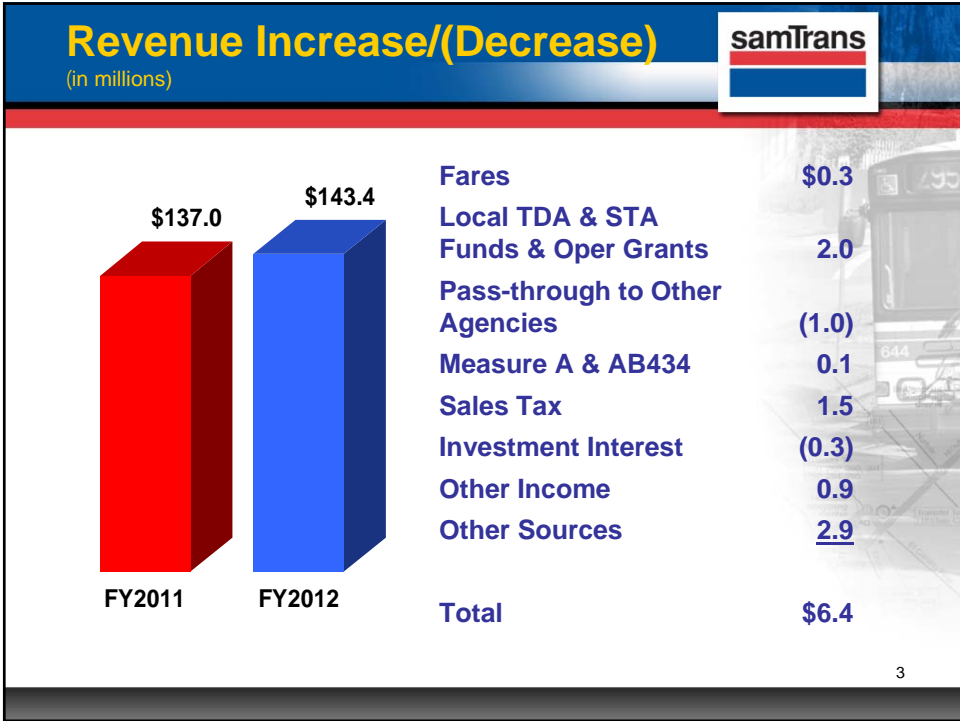
Revenues – FY2012 Preliminary Budget (in millions)

samTrans

Fares	\$17.4
Local TDA & STA Funds & Oper. Grants	43.2*
Pass-through to Other Agencies	0.3
Measure A & AB434	9.0
Sales Tax	61.5
Investment Interest	0.3
Other Income	6.0
Other Sources	<u>5.7</u>
Total Revenues	\$143.4

* Includes PM funding (\$6.9 million)

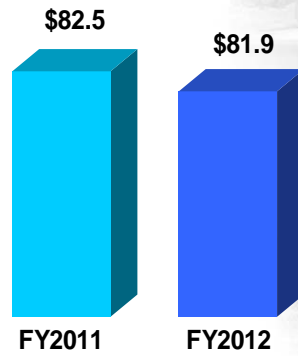




District-operated Bus Expenses Increase/(Decrease) (in millions)



Wages & Benefits	(\$1.1)
Services	<u>0.5</u>
Total	(\$0.6)

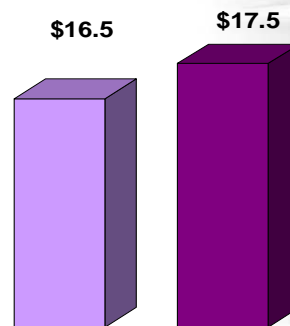


5

Contracted Service Expenses Increase / (Decrease) (in millions)



Contracted Urban Bus Service	\$0.9
Coastside Service	<u>0.1</u>
Total	\$1.0



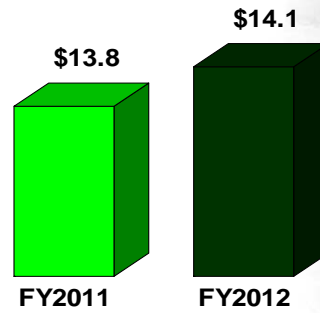
6

ADA Program Expenses Increase / (Decrease) (in millions)



Redi-Wheels

\$0.3



7

Multimodal Transit Program Expenses Increase / (Decrease) (in millions)



Caltrain

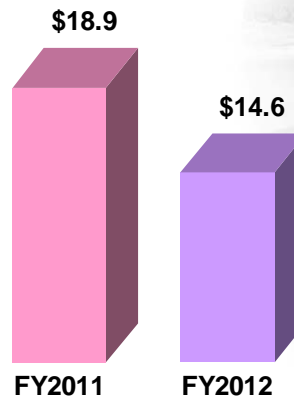
(\$4.1)

Other Multimodal
Support

(0.2)

Total

(\$4.3)



8

FY2012 Preliminary Operating Budget (in millions)

samTrans

Total Revenues	\$143.4
Total Expenses	(128.4)
Sales Tax Allocation – Capital	<u>(5.0)</u>
Operating Surplus	10.0
Bond Proceeds Interest	1.9
Debt Service Requirement*	<u>(24.5)</u>
Total Uses of Reserves	<u>(\$12.6)</u>

* (Debt service for BART - \$12.7 million)

9

samTrans

Preliminary FY2012 Operating Budget

May 11, 2011

10