



samTrans

Mobility Management – Shuttle Performance

San Mateo April 13, 2011

Performance



samTrans

- Shuttles by Mode
- Business Partners
- Public Partners
- City/Alliance Partners
- FY2011 Allocation
- Funding
- Ridership
- The Last Mile
- Operational Flexibility
- Current Issues
- Summary



Shuttles by Mode

samTrans

Caltrain – 31 routes

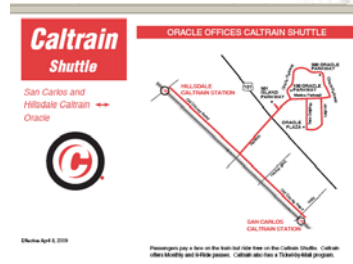
- Operates in 3 counties
- Serves 19 stations

BART – 8 routes

- Serves 6 stations

2,093,920 annual trips

6,631,280 passenger miles on shuttles



Business Partners

samTrans

Some of the Partners:

- Genentech
- Stanford University
- Oracle
- AMD
- UPS Freight Systems
- Intel
- Hewlett Packard
- Google
- See's Candy



Public Partners

samTrans

- BAAQMD
- C/CAG (Grant Program and TFCA funding)
- Peninsula Traffic Congestion Relief Alliance
- Several cities through the Alliance
- San Mateo County Transportation Authority

City/Alliance Partners

samTrans

- San Mateo
- Burlingame
- Brisbane
- South San Francisco
- Menlo Park
- Palo Alto
- Foster City
- City of San Mateo
- County of San Mateo
- San Carlos
- Atherton
- Belmont
- Daly City
- Colma
- Half Moon Bay
- Hillsborough
- Millbrae
- Pacifica
- Redwood City
- San Bruno

FY2011 Allocation

samTrans

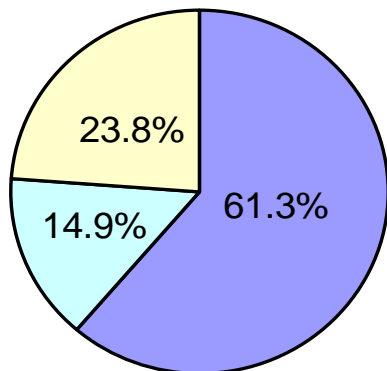
SamTrans/BART Shuttles	\$2,251,360
Caltrain (SM Co.) & Community Shuttles	\$1,635,744
Caltrain Shuttles	\$3,345,631



East Palo Alto

SamTrans/BART Funding

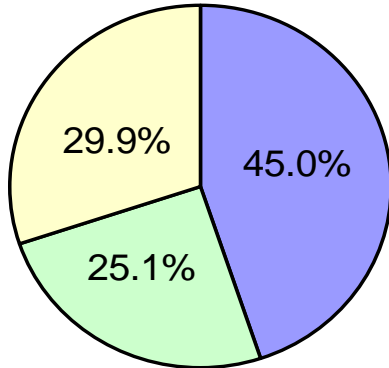
samTrans



\$1,379,400 Employer
 \$335,960 SamTrans
 \$536,000 AB 434

- Employer
- SamTrans
- AB 434

JPB-funded Caltrain

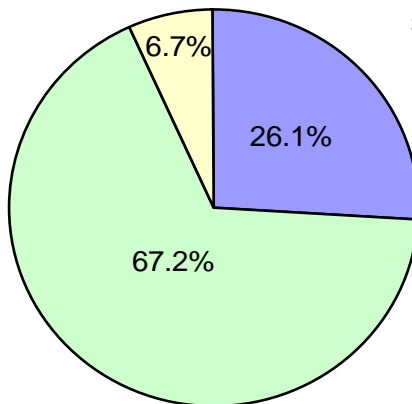


\$1,505,578 Employer
\$840,053 Caltrain
\$1,000,000 AB 434

- Employer
- Caltrain
- AB 434



Caltrain/SMC & Community Funding



\$427,019 Employer
\$1,089,888 TA
\$109,837 Grants

- Employer
- TA
- Grants



No Loss of Sponsors

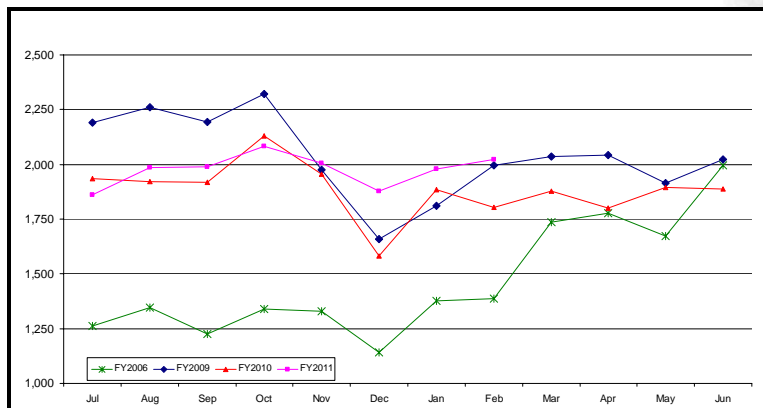
samTrans

Caltrain and SamTrans shuttles depend on many funding partnerships

In spite of the recession all companies and cities that sponsor shuttles have extended their funding contracts until June 2011

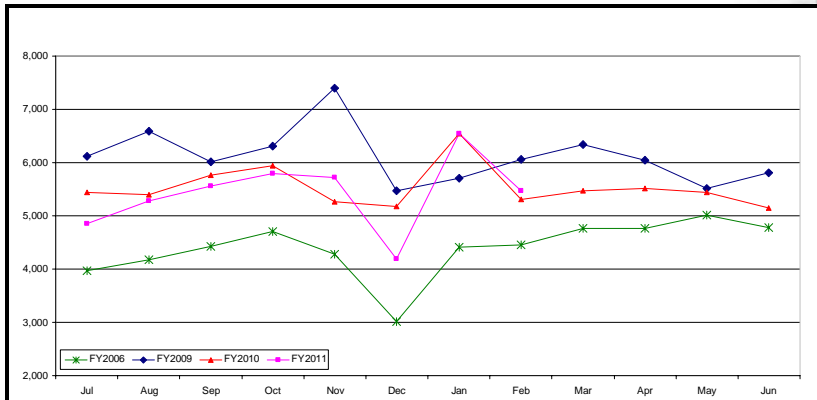
Shuttle AWR - BART

samTrans



Shuttle AWR - Caltrain

samTrans



Last Mile – Revenue Perspective

samTrans

Caltrain shuttle trips	1.4 million
Average fare per trip on Caltrain	\$3.65
Fare revenue/Shuttle trips	\$5 million
Caltrain 3-member contributions	\$840,053

Operational Flexibility

samTrans

- Shuttle operators are prepared to respond to unplanned situations, adjusting schedules, bus bridging, and supporting various Caltrain emergency operations:
 - Security
 - Mechanical issues
 - Disaster
 - Accidents

Current Issues

samTrans

- \$1 million BAAQMD grant approved for calendar year 2011
- Operator contract option year for JPB shuttles expires Sept. 30, 2011
 - One more option year may be exercised
- C/CAG grant fluctuates based on license plate fees
 - Down from \$631,000 in FY2009 to \$540,000 in FY2011

Current Issues

samTrans

- **Shuttle Business Practices**

- **Objective**

- Identify new business practices for involved agencies that clarify roles and responsibilities and improve coordination.

- **Partners**

- C/CAG
 - Alliance
 - SamTrans
 - SMCTA

- **Schedule**

- Outreach / Discussion: February - May 2011
 - Draft Recommendations: July 2011
 - Completion: Fall 2011

Summary

samTrans

- Business and Public partners are supportive of the Shuttles program
- Shuttle program leverages significant external funds
- Ridership is down from FY2009 highs, but improving
- Shuttle route effectiveness continues to be monitored
- Shuttles have operational flexibility
- Revenue generator for Caltrain