

The logo for samTrans, featuring the text "samTrans" in a sans-serif font above a horizontal bar with a red top section and a blue bottom section.

# Mobility Management – Shuttle Performance

San Mateo November 9, 2011

## Performance

The logo for samTrans, featuring the text "samTrans" in a sans-serif font above a horizontal bar with a red top section and a blue bottom section.

- Shuttles by Mode
- Business Partners
- Public Partners
- FY2012 Allocation
- Funding
- Ridership
- Operational Flexibility
- Current Issues
- Summary





## Public Partners

samTrans

- BAAQMD (TFCA funding)
- C/CAG (Grant Program and TFCA funding)
- Peninsula Traffic Congestion Relief Alliance
- Several cities through the Alliance
- San Mateo County Transportation Authority

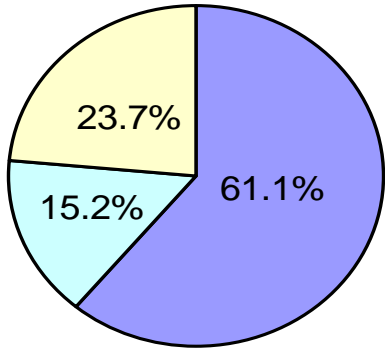
## FY2012 Allocation

samTrans

SamTrans/BART Shuttles	\$2,256,390
Caltrain (SM Co.) & Community Shuttles	\$1,392,606
Caltrain Shuttles	\$2,984,550



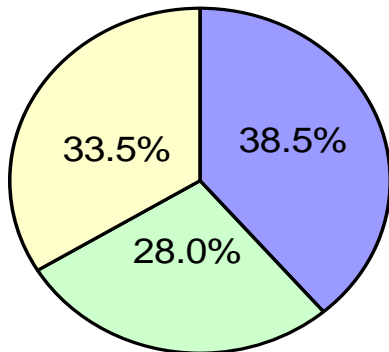
## SamTrans/BART Funding



\$1,379,400 Employer  
\$341,990 SamTrans  
\$535,000 AB 434  
\$2,256,390 Total

- Employer
- SamTrans
- AB 434

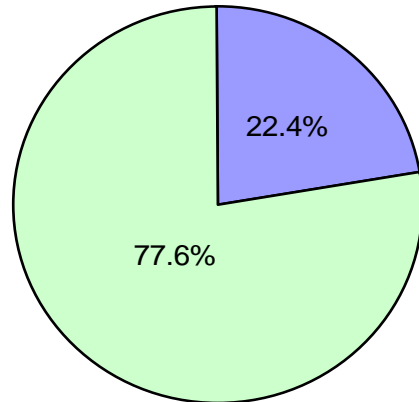
## JPB-funded Caltrain



\$1,148,579 Employer  
\$835,971 Caltrain  
\$1,000,000 AB 434  
\$2,984,550 Total

- Employer
- Caltrain
- AB 434

## Caltrain/SMC & Community Funding



\$311,271 Employer

\$1,081,335 TA

\$1,392,606 Total

■ Employer  
■ TA

## Bayshore/Brisbane Shuttle



### Two-part Shuttle

1. Peak-hour commuter \$6.12 per trip
2. Mid-day on-demand \$12.36 per trip

### Mid-day on-demand service:

- Serramonte on Monday and Friday
- Tanforan on Tuesday and Thursday
- Open service on Wednesday
- Caltrain and BART Stations any time

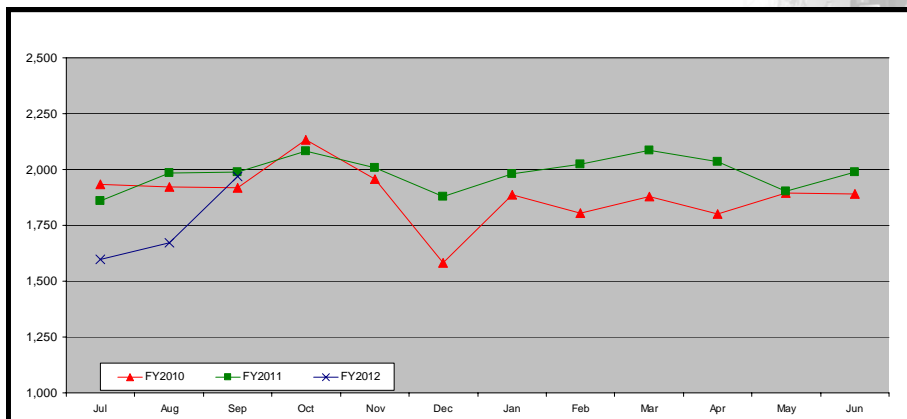
## No Loss of Sponsors



Caltrain and SamTrans shuttles depend on many funding partnerships

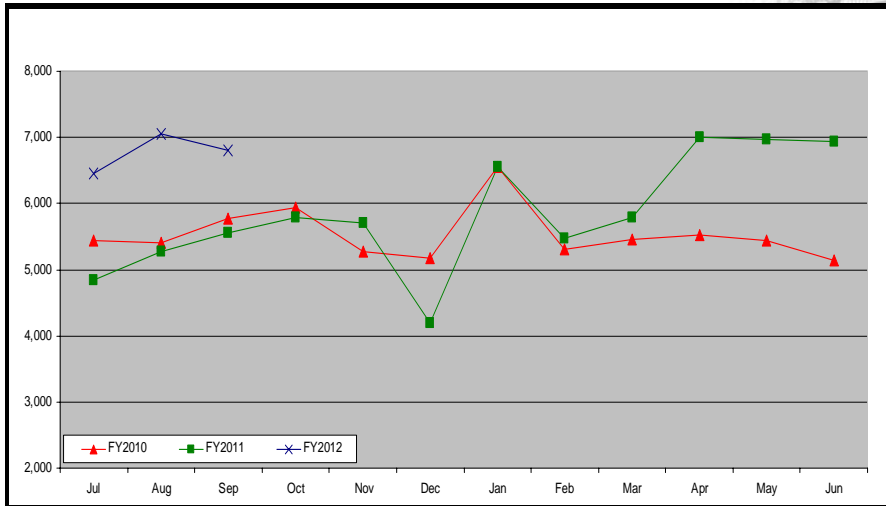
In spite of the recession all companies and cities that sponsor shuttles have extended their funding contracts until June 2012 (Walmart replaced Gap)

## Shuttle AWR - BART



## Shuttle AWR - Caltrain

samTrans



## Caltrain 5 Largest Routes

samTrans

<u>Route</u>	<u>AWR</u> <u>2011</u>	<u>AWR</u> <u>2012</u>	<u>Percent</u> <u>Increase</u>
Marguerite	2,209	3,148	42.5%
Gateway/Genentech	475	461	-2.9%
Pacific Shores	175	306	74.1%
Shoreline	183	241	31.9%
Redwood Shores	142	195	37.1%

## Caltrain AWR First Quarter

samTrans

<u>Route</u>	<u>AWR</u> <u>2011</u>	<u>AWR</u> <u>2012</u>	<u>Percent</u> <u>Increase</u>
Pacific Shores	175	306	74.1%
March	91	143	57.2%
Marguerite	2,209	3,148	42.5%
Redwood Shores	142	195	37.1%
Shoreline	183	241	31.9%

## Operational Flexibility

samTrans

- Shuttle operators are prepared to respond to unplanned situations, adjusting schedules, bus bridging, and supporting various Caltrain emergency operations:
  - Security
  - Mechanical issues
  - Disaster
  - Accidents



## Current Issues

samTrans

- \$1 million BAAQMD grant approved for calendar year 2012
- Operator contract option year for Caltrain shuttles expires Sept. 30, 2012
- C/CAG grant fluctuates based on license plate fees
  - Down from \$631,000 in FY2009 to \$535,000 in FY2012

## Summary

samTrans

- Business and Public partners are supportive of the Shuttles program
- Shuttle program leverages significant external funds
- Ridership is up
- Shuttle route effectiveness continues to be monitored
- Shuttles have operational flexibility