



Coastside Transit

SamTrans Board Presentation

May 2, 2018

San Mateo



- **Study Purpose and Goals**
- **Existing Conditions**
- **Public Outreach**
- **Trip Data Analysis and Findings**
- **Initiatives for the Coast**



This study aimed to answer the following questions:

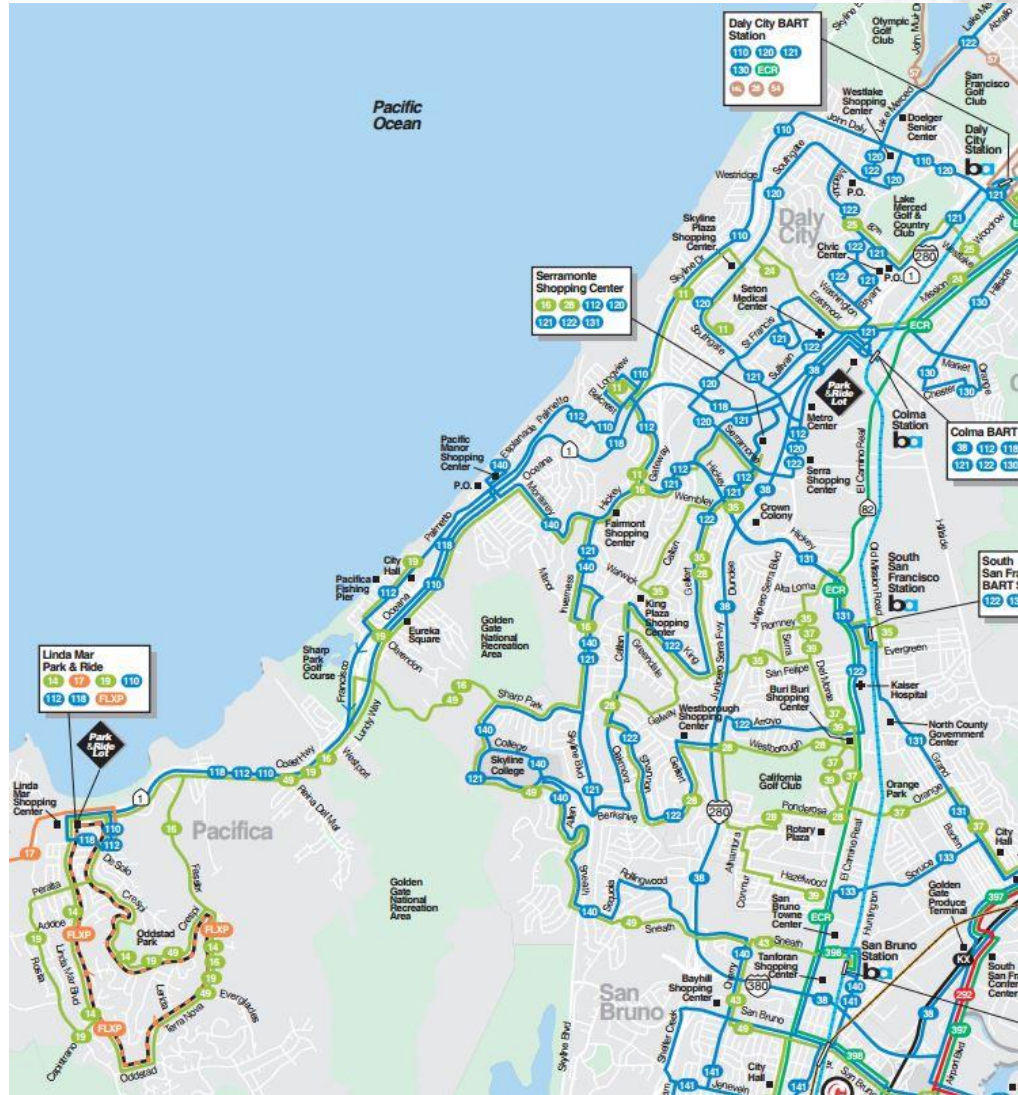
- **What transit needs are not being met by existing SamTrans service on the Coast?**
- **What service changes should be made in the near-term?**
- **What new routes or service modifications might be explored in the future if additional resources were available?**

Study Schedule

samTrans

- **April 2017: Study launched with public meetings in Half Moon Bay and Pacifica**
- **May – December 2017: Data analysis and drafting recommendations**
- **January – February 2018: Second round of public meetings**
- **March 2018: Finishing draft report**
- **April 2018: Board presentation**

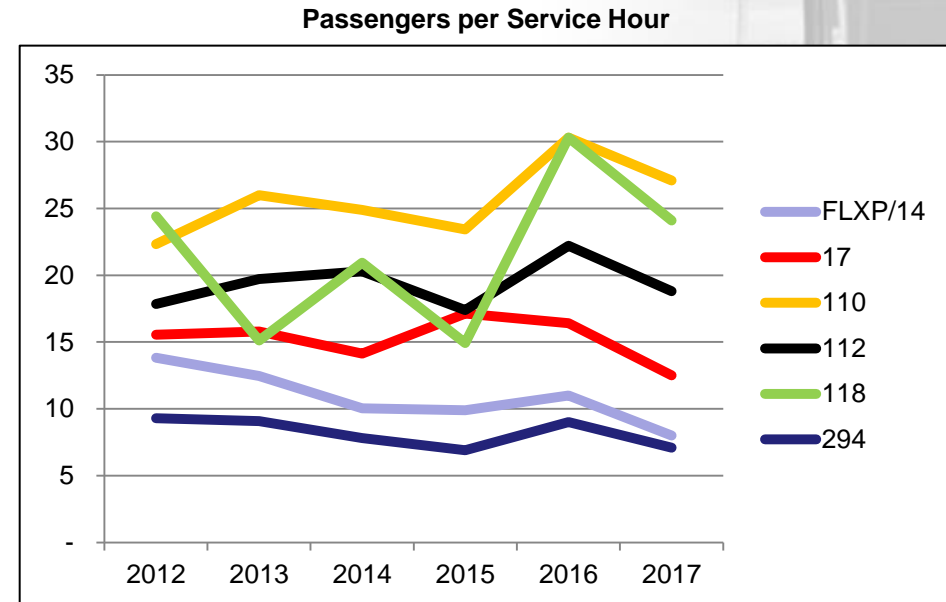
Existing Conditions



Existing Conditions

samTrans

- Ridership has generally stayed steady or declined on Coastside routes in recent years.
- **Farebox Recovery**
 - Systemwide average: 15%
 - Coastside routes: 5-16%
- **SSP Changes in 2013**
 - Route 118 commute only, added trips on 110
 - 60-min frequency on Route 17 and Route 294 on weekdays
 - Route 14 became school route, FLX service introduced
- **FLX Pacifica**



SamTrans systemwide average: 24 passengers/hr (July-Sept 2017)

- **Public meetings in April 2017 and Jan/Feb 2018**
- **Engagement with city councils and community groups**



What We Heard

We want more robust service connecting the coast to BART.

I want later service on SamTrans on the coast.

I don't know how to use the FLX service in Pacifica.

Bring back the express bus from Pacifica to SF.

There's more BART service at Daly City station.

We need weekend service on the FLX Pacifica.

Add bike parking at Linda Mar park-and-ride.

Buses should come more often on the coast.

Can you use smaller buses on the coast and save money?

Pacifica

- About 7,100 trips are made to or from Pacifica during the morning peak period.
- About 3,500 trips are made within Pacifica.
- Trip pairs focus on areas north of Pacifica like Daly City and San Francisco.

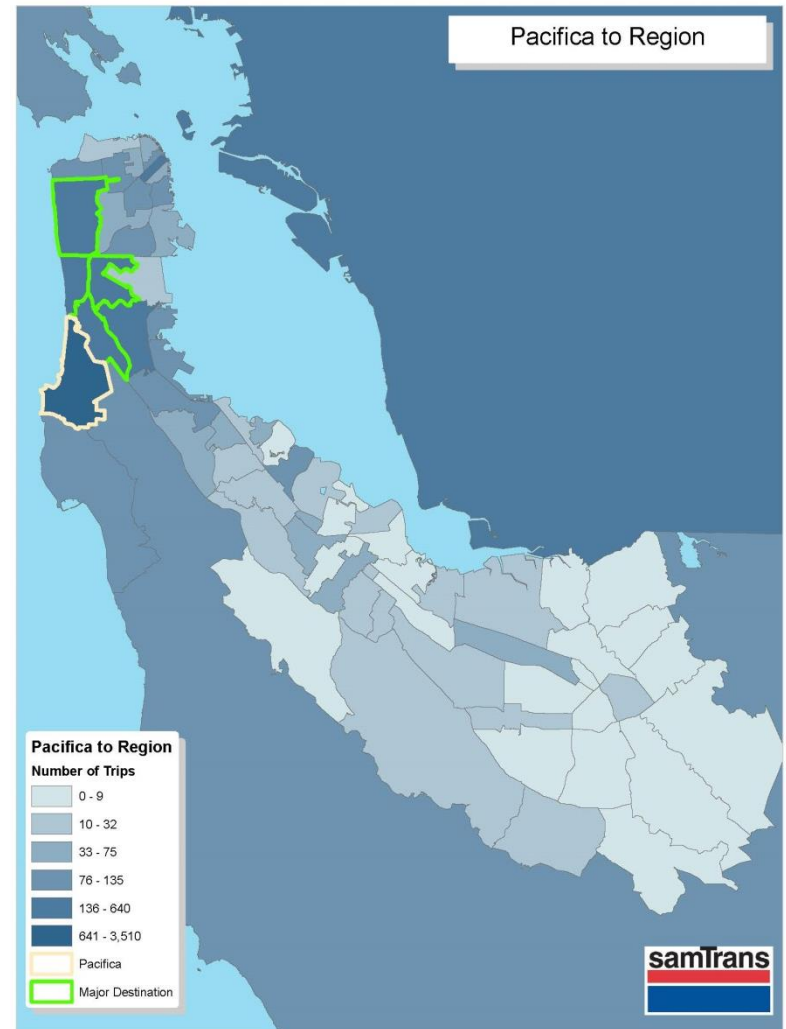
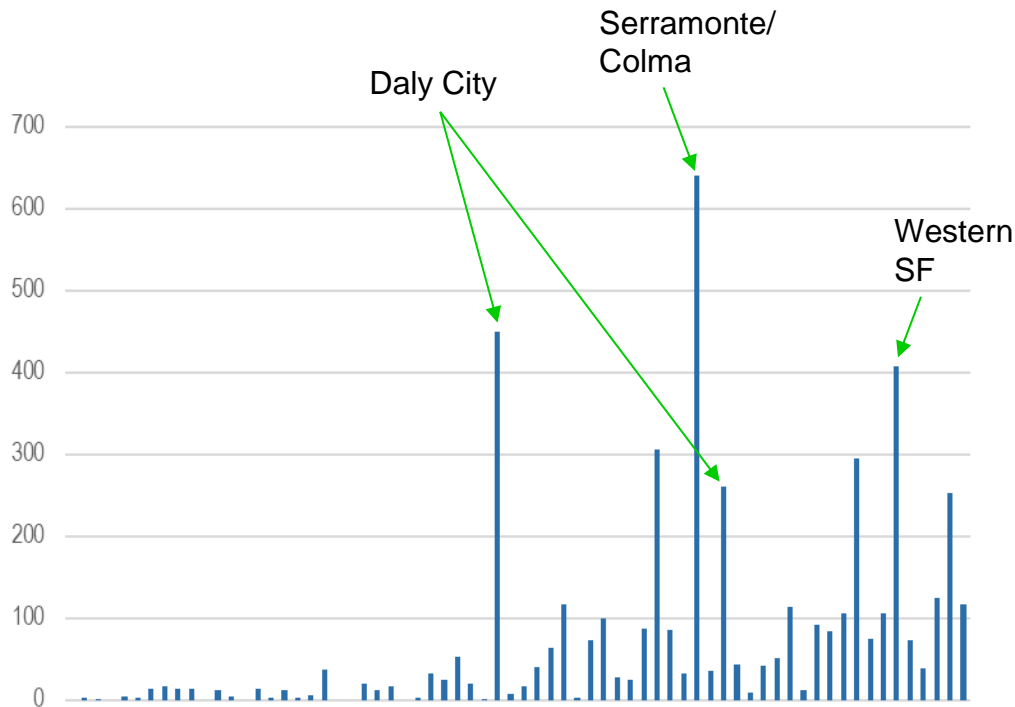
Half Moon Bay

- About 5,500 trips are made to or from Half Moon Bay.
- About 4,800 trips start and end in Half Moon Bay.
- Fewer concentrations of trips pairs; trip destinations and origins are spread throughout San Francisco and San Mateo counties.

Trip Data Analysis: Pacifica



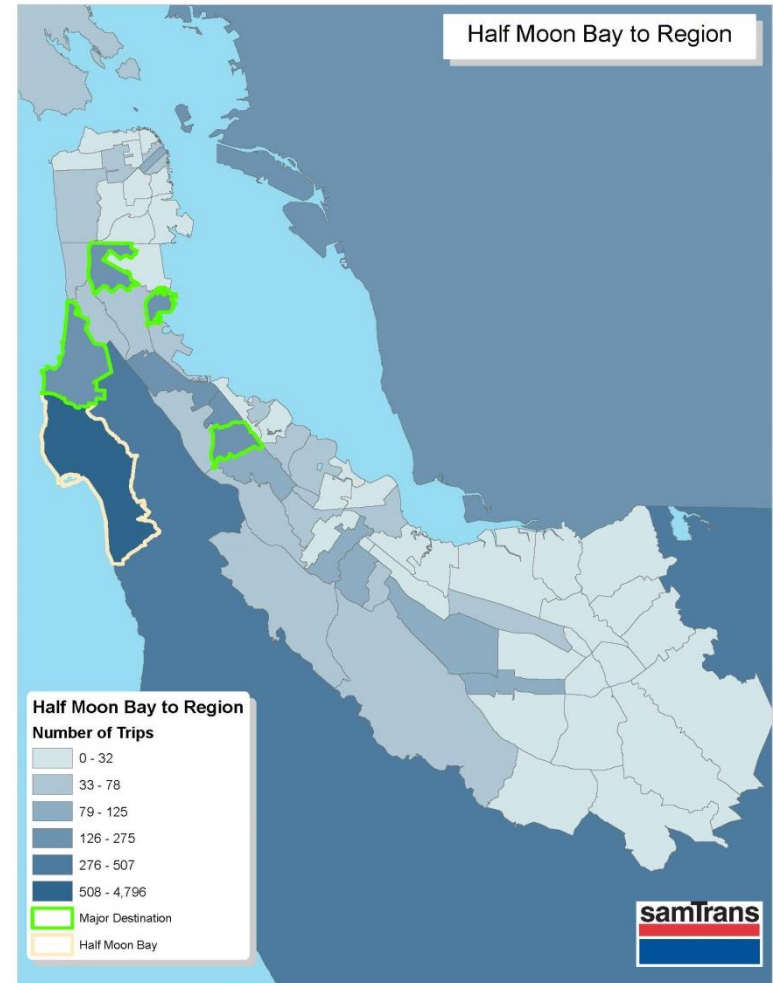
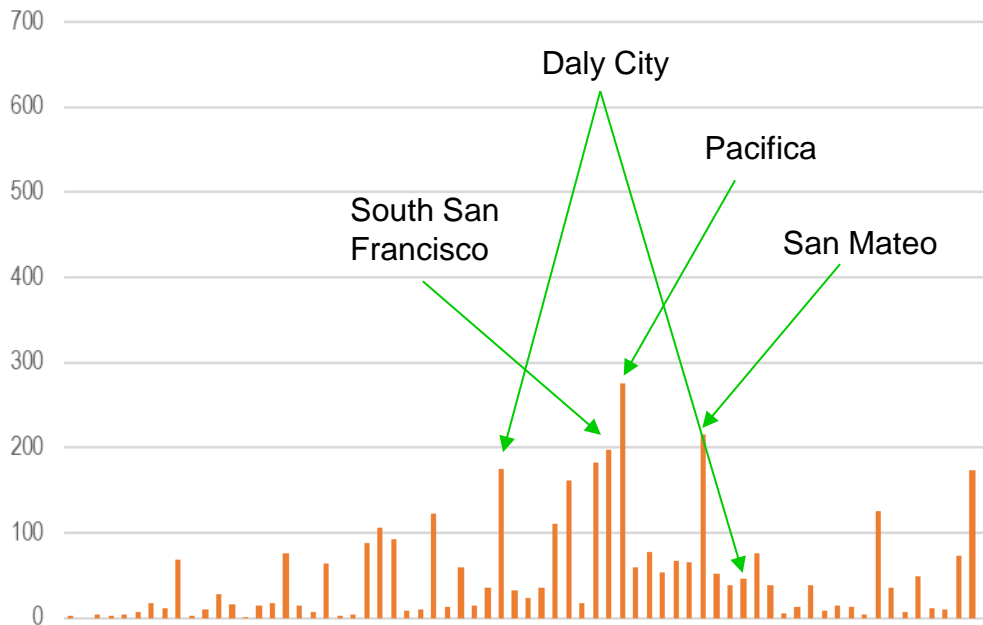
About 4,900 trips are made from Pacifica to the region during the morning peak period.



Trip Data Analysis: Half Moon Bay



About 4,000 trips are made from Half Moon Bay to the region during the morning peak period.



Near-Term Initiatives

- **Route 118 Improvements**

- Added an additional southbound trip in the evening (departs 7:40 pm for Linda Mar)
- Serve Daly City BART (more frequent BART service)
- *Implemented January 21, 2018*

- **Conduct an education campaign on how to use FLX in Pacifica.**

- *To be implemented in 2018*

- **Evaluate opportunities for better timed transfers to and from Coastside routes.**

- *Ongoing effort in 2018*

Longer-term initiatives that require additional outreach and assessment

- Potential modification to 118 express route to reach other destinations on the coast
- Multimodal improvements at Coastside park-and-rides, which may include secure bike parking, weather-protected waiting area, and other amenities
- Assess other non-traditional transportation options in serving the coast

- **Finalize Coastside Study report**
- **Monitor impact of near-term initiatives**
- **Staff is recommending that long-term initiatives be included in the SamTrans Business Plan**

