

NOVEMBER 1, 2017 SAMTRANS BOARD MEETING

- [COMMUNITY RELATIONS COMMITTEE LINK](#)
- [FINANCE COMMITTEE LINK](#)
- [LEGISLATIVE COMMITTEE LINK](#)
- [BOARD OF DIRECTORS LINK](#)



BOARD OF DIRECTORS 2017

ROSE GUILBAULT, CHAIR
CHARLES STONE, VICE CHAIR
JEFF GEE
CAROLE GROOM
ZOE KERSTEEN-TUCKER
KARYL MATSUMOTO
DAVE PINE
JOSH POWELL
PETER RATTO

JIM HARTNETT
GENERAL MANAGER/CEO

AGENDA

COMMUNITY RELATIONS COMMITTEE COMMITTEE OF THE WHOLE (Accessibility, Senior Services, and Community Issues)

**San Mateo County Transit District
Bacciocco Auditorium - Second Floor
1250 San Carlos Ave., San Carlos, CA**

WEDNESDAY, NOVEMBER 1, 2017 – 2:00 p.m.

1. Call to Order
2. Pledge of Allegiance

ACTION

3. Approval of Minutes of Community Relations Committee Meeting of October 4, 2017

INFORMATIONAL

4. Accessibility Update – Tina Dubost
5. Paratransit Coordinating Council Update – Mike Levinson
6. Citizens Advisory Committee Update - Juslyn Manalo
7. Mobility Management Report – Fixed Route Bus Service
8. Multimodal Ridership Report – September 2017
9. Adjourn

Committee Members: Zoe Kersteen-Tucker, Josh Powell, Peter Ratto

NOTE:

- This Committee meeting may be attended by Board Members who do not sit on this Committee. In the event that a quorum of the entire Board is present, this Committee shall act as a Committee of the Whole. In either case, any item acted upon by the Committee or the Committee of the Whole will require consideration and action by the full Board of Directors as a prerequisite to its legal enactment.
- All items appearing on the agenda are subject to action by the Board. Staff recommendations are subject to change by the Board.

**SAN MATEO COUNTY TRANSIT DISTRICT (DISTRICT)
1250 SAN CARLOS AVENUE, SAN CARLOS, CALIFORNIA**

Draft

**MINUTES OF COMMUNITY RELATIONS COMMITTEE (CRC) MEETING
COMMITTEE OF THE WHOLE
OCTOBER 4, 2017**

Committee Members Present: Z. Kersteen-Tucker (Committee Chair), J. Powell, P. Ratto

Other Board Members Present, Constituting Committee of the Whole: J. Gee, C. Groom, R. Guilbault (Chair), K. Matsumoto, D. Pine, C. Stone

Staff Present: M. Beveridge, J. Cassman, A. Chan, C. Gumpal, D. Hansel, J. Hartnett, L. Larano, M. Martinez, S. Murphy, M. Ross, M. Simon

Committee Chair Zoe Kersteen-Tucker called the meeting to order at 2:02 p.m.

Approval of Minutes of September 6, 2017

Motion/Second: Stone/Guilbault

Ayes: Gee, Groom, Guilbault, Kersteen-Tucker, Matsumoto, Pine, Stone

Designation of October as Disabilities Awareness Month

Director Zoe Kersteen-Tucker presented Mr. Mike Levinson, Chair of the San Mateo County Commission Paratransit Coordinating Council (PCC) with the Proclamation on behalf of the citizens of San Mateo County. Mr. Levinson is an experienced Paratransit rider and a tireless advocate for the First Community in addition to his service with the PCC.

Mr. Levinson thanked the Board and SamTrans and he urged people to get involved and participate in their community.

Motion/Second: Groom/Matsumoto

Ayes: Gee, Groom, Guilbault, Kersteen-Tucker, Matsumoto, Pine, Stone

Accessibility Update

Tina Dubost, Manager Accessible Transit Service, said SamTrans is conducting a Paratransit Survey. She said the contractor will be calling selected customers randomly during the week of October 9. The Survey will inform SamTrans and hopes to have a report available Spring of 2018.

Ms. Dubost said SamTrans is looking into potential future offerings and are gathering additional information about their customers to make sure SamTrans is providing good service.

Paratransit Coordinating Council (PCC) Update

Mr. Levinson said several events are happening in the next couple of months.

- Tuesday, September 12, 2017 - Presentation from Emergency Services – 1:30 – 3:30 PM

- Bi-Annual Retreat- San Carlos Library, October 10, 2017
- Education Committee Table and Events - Transition Fare to Independence, October 21, 2017 in Redwood City – 11:00 AM – 3:00 PM ; mostly for junior high to high school and pre-college students and people with disabilities

Mobility Management Report – Caltrain

Liria Larano, Deputy Chief, CalMod – Caltrain Program, reported Caltrain had a slight dip in ridership for 2017. For the first two months of Fiscal Year (FY) 2018 ridership is holding steady at a little over one percent higher than it was in August of last year. She said trends are roughly close to what we are seeing on weekday ridership. Ms. Larano reported that the On-Time Performance goal at 95 percent has been met within the last two months. There are two main reasons for this. First, when there are incidents which create delays, Caltrain is able to recover quickly because of the training staff has had access to. Secondly, Caltrain is experiencing less mechanical issues. She said some schedule adjustments account for construction work during electrification and other projects to assist with the schedule.

Completed Projects

- San Francisco Crew Facility Rehabilitation
- San Francisco Roadway Bridges – Over 100 years old
- Quint Street Bridge Replacement – Over 100 years old
- San Mateo Bridges Replacement – Over 100 years old
- Train Departure Monitors – San Francisco Station at 4th and King Stations
- Manual signs at the San Jose Diridon Station were replaced with new Electronic Information Panel Displays

FY2018 Capital Program

- Complete Los Gatos Creek Bridge Replacement
- Install 23,000 linear feet of welded wire fencing
- Safety improvements for 18 grade crossings, completion early 2019
- South San Francisco Station, completion mid-2019
- 25th Avenue Grade Separation, completion early 2020
- Communications Based Overlay Signal System Positive Train Control (CBOSS PTC) Project. Contracts terminated in February 2017, contract re-procurement proceeding. Targeted Revenue Service December 2018
- Peninsula Corridor Electrification Project (PCEP)
 - Current contracts include:
 - Electrification Design/Build
 - Electric Multiple Units (EMUs)
 - Supervisory Control and Data Acquisition (SCADA) (awarded in August)

Summary

- Ridership remains strong
- On-time performance has improved and is very good
- Maintenance has improved significantly
- Bridge replacement projects successful

- Continuing capital safety improvements
 - Safety fencing
 - Improving crossing guards for pedestrians and cars
- PCEP
 - Groundbreaking was July 21
 - Property access is being completed
 - Electrification design is progressing
 - Rolling stock design is near completion
 - Electrification infrastructure construction is ramping up

Multimodal Ridership Report – August 2017

Margo Ross, Director, Bus Transportation, reported:

- Average Weekday Ridership Compared to August 2016
 - Grand Total – 160,780, a decrease of 1.9 percent
 - Bus – 36,370, a decrease of 5.6 percent
 - Paratransit – 1,230, a decrease of 0.8 percent
 - Shuttles – 11,870 a decrease of 2.1 percent
 - Caltrain – 63,070, an increase of 1.2 percent
- Total Monthly Ridership
 - Grand Total – 4,278,590, a decrease of 1.5 percent
 - Bus – 980,170, a decrease of 5.8 percent
 - Paratransit – 32,060, an increase of 0.8 percent
 - Shuttles – 270,510, a decrease of 1.4 percent
 - Caltrain – 1,684,460, no change

Director Matsumoto asked why the month of May numbers were out of synchronization, did something extraordinary happen which caused this difference in numbers?

Ms. Ross responded they started to report the numbers differently. There is a difference between schedule runs not completely going out on their route due to high absenteeism, which puts the schedule out of synchronization and some for missing the schedule. The reporting has changed and these two items are now differentiated between missing a schedule and missing a whole assignment.

Director Matsumoto said she was concerned about these occurrences especially when you have kids having to wait an hour after school to go home and others get very upset when buses do not show. She said she was concerned that SamTrans is stating that this is not necessarily a scheduling issue.

Mr. Hartnett said these incidents are outside the norm and by no means considered satisfactory to SamTrans. SamTrans monitors these incidents, but in the context of the number of routes that do not operate, it is a very low number percentage-wise. We have extra staff who substitutes in when a bus operator is absent. We monitor these incidents very carefully, but it is not acceptable and we do keep a close tab on it.

Director Jeff Gee recommended in the future adding a footnote with the percentage of the overall numbers.

Director Peter Ratto said one of the factors on the report was due to construction issues. He said there was an unusual amount of construction activity in South County causing buses not to arrive at the terminal on time.

Ms. Ross said this is what causes buses to not arrive at the terminal on time to start their run and there is no way that they can catch up, if they are extremely behind, therefore it is considered a cancelled schedule. It is not necessarily that the assignment does not run, by this time the bus is very late and we have to have a way of noting this in the rough figures as well.

Mr. Hartnett said the rides amount to about 580,000 and SamTrans has less than 200 Do Not Operates measured against this number annually. He said 200 out of 580,000 is not a bad statistic. Mr. Hartnett said the footnote will be included for context.

Quarterly Dashboard (April-June)

There was no discussion.

Adjourned: 2:26 p.m.

**SAN MATEO COUNTY TRANSIT DISTRICT
STAFF REPORT**

TO: Community Relations Committee

THROUGH: Jim Hartnett
General Manager/CEO

FROM: David Olmeda
Chief Operating Officer, Bus

SUBJECT: **ACCESSIBILITY REPORT**

ACTION

This item is for information only. No action is required.

SIGNIFICANCE

Several groups advise SamTrans on accessible service issues. The Paratransit Coordinating Council (PCC) provides a forum for consumer input on paratransit issues. The Advocacy and Legislative Committee (AL-Com) is the advocacy arm of the PCC.

The PCC and the PAL (PCC AL-Com) meet monthly (except for August).

The minutes of the September PCC and PAL (AL-Com) meetings are attached to this report.

BUDGET IMPACT

There is no impact on the budget.

BACKGROUND

No additional information.

Prepared By: John Sanderson, Accessibility Coordinator 650-508-6475
Project Manager: Tina Dubost, Manager, Accessible Transit Services 650-508-6247

**SAN MATEO COUNTY
PARATRANSIT COORDINATING COUNCIL (PCC)**

MEETING MINUTES

September 12, 2017

ATTENDANCE: Members Present: Mike Levinson, Chair; Dinae Cruise, Vice-Chair; Sammi (Wilhelmina) Riley, Consumer; Barbara Kalt, Rosener House; Tina Dubost, SamTrans; Monica Colondres, Community Resident; Judy Garcia, Consumer; Sandra Lang, COA; Benjamin McMullan, Center for Independence of Individuals with Disabilities; Nancy Keegan; Sutter Health Senior Focus.

GUESTS: Richard Weiner, Nelson-Nygaard; Lorna Rodriguez-Wong, PCC Staff; DeRees Clark, First Transit; Jocelyn Feliciano, First Transit; Ashish John, SamTrans; John Sanderson, SamTrans; Valerie Campos, Vista Center for the Blind; Larisa Vaserman, Consumer.

ABSENTEES: Susan Capeloto, Department of Rehabilitation; Aki Eejima, Consumer; Dale Edwards, Consumer, Marie Violet, Sequoia Hospital

(Member Attendance 10, Quorum—Yes)

WELCOME/INTRODUCTION:

Mike called the meeting to order at 1:40p.m. and welcomed all to the September meeting.

APPROVAL OF THESEPTEMBER PCC MINUTES:

Sandra motioned to approve the July meeting minutes and Mike seconded the motion.

COMMITTEE REPORTS:

A. POLICY ADVOCACY- LEGISLATIVE COMMITTEE (PAL)

Brent Tietjen provided a legislative update on Assembly Bill 1613. This bill was passed and was signed by the Governor on September 11th. SamTrans will place a measure on the ballot in 2018. Meetings will be planned in the next few months to get public input on the expenditure plan.

At the last SamTrans Board of Director's meeting, SamTrans accepted \$265,000 to be used for public outreach. SamTrans will provide the PCC with future updates.

Brent indicated that under Regional Measure 3, \$130 million has been targeted for the Dumbarton Rail corridor and \$50 million for the 101/92 interchange

Mike reported that the ERC recommended changes to the IVR same-day message. The message has been updated. "Your ride is scheduled to arrive between X & Y. Please be ready to board the vehicle when it arrives." Mike offered thanks to Tina for her efforts.

B. GRANT/BUDGET REVIEW COMMITTEE

Barbara said there have been no changes since the last meeting.

Barbara asked, if there are any plans to expand the Redi-Wheels fleet. Tina said she did not think SamTrans had plans for any expansion. John indicated as a matter of course, fleet expansion is in the plans in order to keep up with demand. Although it is not specifically on the ballot, funding will be made available. Nancy Keegan asked Tina if the SamTrans budget information was available. Tina said the fiscal year has not closed yet so it is not available.

C. EDUCATION COMMITTEE

The Transition to Independence Fair is scheduled for Saturday, October 21, 2017 from 11:00 a.m. to 3:00 p.m. at Sequoia High School in Redwood City.

Sammi said the Education committee will have a table at the Transition of Independence Fair. Resources will be provided and questions will be answered about PCC. Dinae has volunteered to help at the event. Ben McMullan may be contacted regarding the event since the Center for Independence of Individuals with Disabilities is planning and sponsoring. Besides festivities with speakers, music, dance, and other events, Ben indicated that the fair will provide information for transitional services for young people with disabilities entering a secondary stage in their life and adulthood.

The Seniors on the Move conference date has been tentatively set for Friday, November 17 at the San Mateo County Fairgrounds.

The next Education Committee meeting will be a conference call that is scheduled for Friday, October 6, 2017 from 1:00 to 1:30 p.m.

D. EXECUTIVE COMMITTEE

The Executive Committee has not met for the last two months. A meeting will be scheduled for the last week of September mainly to discuss the retreat on October 10th. The main purpose of the retreat is to plan PCC activities for the next two years. Please contact Richard or Lorna if you wish to address any issues with the Executive committee for the retreat.

SAMTRANS/REDI-WHEELS REPORT:

A. Operational Report

Tina introduced DeRees Clark, as the Interim General Manager, who is replacing Dave Daley.

Tina spoke about Clipper Card which has been around for about 15 years. The Metropolitan Transportation Commission (MTC) would like to integrate future services utilizing the Clipper Card. One suggestion was to use the Clipper Card to pay for parking. The RFP for the Clipper Card expansion is scheduled to be released at the end of the month. This service is not presently available for paratransit. Cash would still be available for payment.

Larisa Vaserman, a Consumer of Redi-Wheels, was concerned about too much

technology and too much expense.

B. Performance Summary

Tina reviewed the Redi-Wheels performance and noted that the ridership was up a little bit. Total trips increased by 1.7%. The number of taxis trips went down. There are slightly fewer same day cancels but are slightly more late cancels. No shows remain at a really good level. The number of Redi-Wheels riders remained consistent and on-time performance remains good. Redi-Wheels is meeting the standard. Productivity is 1.84% which is very positive.

Judy Garcia experienced an issue with a call when she contacted Redi-Wheels and did not get answer for 25 minutes on hold. Tina said she would look into it.

C. Monthly Redi-Wheels Comment Statistics Report

John noted on July Monthly Redi-Wheels Statistics sheet that there was an increased the interaction between the driver and timeliness of the service. The SamTrans dispatcher activity is up a little. The overall comments appear to be lower. The overall average response time to the customer has increased. The increase in numbers may be due to the time it took to replace management, some technical issues and the additional efforts required to keep service running. There were staff outages, as well. Most of the SamTrans comments come through the phone center. More yellow cards will be available on the buses.

Dinae noted that the comment cards are now stamped. Do customers know that? John believes that people will become aware that SamTrans has postage prepaid cards. It has been in effect for a year now. Larisa noted that it was difficult to find the comments section on the website. John knows that problem exists and the website refresh will be addressed. He will make sure that there is a link from the paratransit section to the comment section.

Mike noted that there is a comment area on the PCC website too. Nancy complimented SamTrans in finally making the comment forms free of charge. Larisa complimented SamTrans Redi-Wheels as presently being the best of the Bay Area paratransit systems for her needs.

Safety Report

DeRees Clark noted that the safety count was a little high for August. SamTrans had 3 non-preventable incidents. There were two preventable incidents where drivers struck fixed objects.

The incidents did not involve the new vehicles.

Mike asked if there are any operational changes with the new interim management. DeRees said that there will be no significant changes for now.

Judy mentioned that she had hit her face on something on the new vans. Jocelyn and DeRees would look into it once they get back to the yard.

Nancy asked if DeRees had been with First Transit for a while or if he is new to the company.

DeRees said that he is new to First Transit but not new to paratransit. He started out with Santa Clarita Transit in Southern California. He managed the paratransit in Chicago, IL

for 9 years in the city and the six surrounding suburban counties. He managed about 1000 vehicles in the Chicago area. He also operated paratransit in Phoenix, AZ. Nancy asked if Tina might send out DeRee's contact information.

LIAISON REPORTS:

A. COASTSIDE TRANSPORTATION COMMITTEE (CTC)

The next CTC meeting is scheduled for September 14 from 9:30-11:00 a.m. at 925 Main Street in Half Moon Bay. All are welcome to attend.

B. AGENCY

Barbara reported that there are no updates to report.

Barbara asked if the phone survey would include riders from the Adult Day Center group. SamTrans confirmed that it would.

The SamTrans phone survey is scheduled for October 9th through 22nd. The phone survey previously took 12 minutes before and now they anticipate 15 minutes.

C. ERC

Mike reported that the ERC did not meet.

D. COMMISSION ON AGING (COA)

Sandra reported COA met yesterday. There was a report from Lisa Mancini on the Health system which addressed the recent heat wave which began the Friday before and through Labor Day. Mancini described how the county reached out to the adult population through the Commission of Aging and through Aging and Adult services. Fans and advice were provided to their adult community to deal with the heat. Libraries were opened as cooling centers. The report noted that more work is required to set up more cooling center agreements and communications. Communication is required to share where these cooling centers will be located and accessed.

Sandra also reported on the letter sent to the Board of Supervisors which addressed improvement of pedestrian safety. Sandra followed-up as she was told that the Board needed an upgrade on the Mobility Plan and to consult with SamTrans. Tina to follow-up with Sandra.

At a July 19th meeting on Mobility, John Sanderson was on hand to address the Transportation subcommittee with some issues particularly on the Coastside with RediCoast. It was a productive meeting addressing how Redi-Wheels and Redi-Coast works. The discussion was successful in defining what was considered a public service versus private service. The next Transportation subcommittee meeting will be on Monday, October 16th.

The next New Beginning Coalition will be on transportation/mobility. It will meet on October 17th in the Jupiter Room at 264 Harbor Blvd., Building A, Belmont, (The Housing Department). There will be a panel discussion on transportation efforts in San Mateo County. Mike, Barbara and Sandra are on the panel. The meeting will begin at 8:30am with resource tables.

E. COMMISSION ON DISABILITIES (COD)

Ben reported HR620, Educational format, passed the house judiciary committee 15-9 vote. Now COD is trying to work with Jackie Speier's office to soften the bill and make it more workable for people with disabilities. This bill would impede the compliance regulations regarding ADA which has been in effect for about 25 years.

Ben said the Correction Department will address accessibility concerns at the next COD meeting.

F. CENTER FOR THE INDEPENDENCE OF INDIVIDUALS WITH DISABILITIES (CID)

The next showing in the continuing CID movie series will be on September 27th. It will be at the San Mateo Public Library at 1 to 3:30pm. The film addresses institutions and the legislation which spearheaded closures of institutions.

The next Emergency Preparedness presentation focuses on San Bruno and will be at the First Baptist Church, San Bruno on November 8th, at 1:00pm to 4pm. Ben will be joined by a representative from the FEMA Emergency Medical Services from the County of San Mateo and a representative of the Red Cross. This event will include focus on people with disabilities.

Mike commented that a similar emergency preparedness presentation for Menlo Park was excellent.

Mike spoke with Donna Reed, new director of the CID. She is planning to attend a future PCC meeting

OTHER BUSINESS

Mike announced that PCC member, Maria Kozak passed away. A sympathy card was circulated and will be sent to the family.

Please contact Lorna if you require a hard copy of minutes from the PAL and PCC meeting minutes.

PRESENTATION BY SHRUTI DHAPODKAR

Health and Emergency Preparedness presentation

A complete presentation is available via email. Please contact Lorna if you would like a copy emailed to you.

On October 10th, the PCC will be meeting for the bi-Annual retreat. This retreat plans for PCC activities for the next 2 years. Please contact Richard or Lorna with any issues you would like to address.

The next PAL and PCC meetings will be held on Tuesday, November, 14, 2017. The PAL Committee will meet from 11:30 a.m. to 12:30 p.m. and the PCC will meet from 1:30-3:30 p.m.

MEETING ADJOURNED at 3:30 p.m.

**SAN MATEO COUNTY
PCC POLICY-ADVOCACY-LEGISLATIVE (PAL) COMMITTEE**

**MEETING MINUTES
11:30 a.m.-12:30 p.m.
September 12, 2017**

MEMBERS PRESENT: Mike Levinson, PAL Chair; Dinae Cruise, Consumer; Sammi (Wilhelmina) Riley, Consumer; Marie Violet, Sequoia Hospital; Judy Garcia, Consumer; Sandra Lang, COA; Tina Dubost, SamTrans; Benjamin McMullan, Center for Independence of Individuals with Disabilities.

GUESTS: John Sanderson, SamTrans; Brent Tietjen, SamTrans; Julian Jest, SamTrans; DeRees Clark, First Transit; Jocelyn Feliciano, First Transit; Talib Salamin, Serra Yellow Cab; Richard Weiner, Nelson\Nygaard; and Lorna Rodriguez-Wong, PCC Staff

ABSENT: Aki Eejima, Consumer; Dale Edwards, Consumer

APPROVAL OF JULY PAL MINUTES:

Dinae motioned to approve the July PAL Committee meeting minutes and Sandra Lang seconded the motion. No corrections to the July PAL Committee meeting were noted.

LEGISLATIVE UPDATES:

Brent Tietjen provided a legislative update on Assembly Bill 1613. This bill was passed and signed by the governor on September 11th. SamTrans will place a measure on the ballot in 2018.

At the last SamTrans Board of Director's meeting, SamTrans accepted \$265,000 to be used for public outreach. SamTrans will provide the PCC with future updates.

Brent did not provide too many details for the Regional Measure 3. \$130 million has been targeted for the Dumbarton Rail corridor and \$50 million for the 101/92 interchange. If approved by the legislature and signed by the Governor, Regional Measure 3 should be placed on the ballot next June of 2018.

LOCAL ADVOCACY ISSUES—OPEN DISCUSSION:

The ERC recommended changes to the IVR same-day message, which were added. "Your ride is scheduled to arrive between X & Y. Please be ready to board the vehicle when it arrives." Mike offered thanks to Tina for her efforts.

Tina introduced Julian Jest, a Marketing Research Analyst from SamTrans. Julian presented the plan for the new phone survey to be conducted in October.

The riders interviewed will have used the service within the last 12 months. The general survey is in English. Alternate languages will be provided in Spanish, Tagalog, Mandarin or Cantonese. The interview can also be conducted via TTY.

The questions will be directed towards the rider's experience:

How long has the rider used Redi-Wheels or Redi-Coast? Where does the rider need to go? How long has the rider been using Redi-Wheels or Redi-Coast? How does the rider pay for their fare? Is the rider satisfied with the quality of the service? Is the rider satisfied with the safety?

Interviewers will make phone calls to randomly selected riders who used the service within the last 12 months. They will make attempts to contact the riders from the list during the survey timeframe. SamTrans aim is for about 500 qualified responses. SamTrans will be providing the consultant with a few thousand names to reach that goal.

Timeline: October 9th to October 22nd - two week period. Sammi suggested that a phone message should be provided on the SamTrans Service line when the callers are on hold. The hold message recording for caller will inform the riders of the upcoming survey.

Data will then be compiled and cross-referenced. The SamTrans phone survey report would be available in early 2018.

Dinae noted there were no questions on dispatch. Mike provided a detailed list for Julian. Sandra asked if the rider does not complete the interview, will that call be disqualified. The answer was affirmative

Richard commented that the survey seemed very long. A rider who was interviewed two years ago said that the last survey was about 12 minutes. This year's phone survey is anticipated to be 15 minutes.

Someone mentioned that a Caller ID name representing the SamTrans interviewer might be beneficial. If the rider called had been pre-notified of this phone survey and is anticipating a call, a Caller ID name representing SamTrans would be a welcomed call.

OTHER BUSINESS:

Mike announced that PCC member, Maria Kozak has passed away. A sympathy card was circulated and will be sent to the family.

The PCC will meet today from 1:30-3:30 p.m.

The next PAL meeting is scheduled for Tuesday, November 14, 2017 from 11:30 a.m. to 12:30 p.m.

MEETING ADJOURNED: 12:40 p.m.

**SAN MATEO COUNTY TRANSIT DISTRICT
STAFF REPORT**

TO: Community Relations Committee

THROUGH: Jim Hartnett
General Manager/CEO

FROM: David Olmeda
Chief Operating Officer, Bus

SUBJECT: **MOBILITY MANAGEMENT REPORT: FIXED-ROUTE BUS SERVICE**

ACTION

This report is for information only. No policy action is required.

SIGNIFICANCE

This presentation is part of this fiscal year's series of detailed mobility management reports presented to the Board. Each of the District's four transportation modes – SamTrans fixed-route bus service, ADA Paratransit, Caltrain and Shuttles – are featured individually each month. This month features a report on the SamTrans fixed-route bus service.

BUDGET IMPACT

There is no impact on the budget.

BACKGROUND

Staff will report on ridership, on-time performance, and other developments.

STRATEGIC INITIATIVE

- Priority 1: Expand Mobility Options
- Goal 1: Increase weekday fixed-route ridership by 15 percent

This month's presentation will be presented via PowerPoint.

Prepared by: Donald G. Esse, Senior Operations Financial Analyst 650-508-6329

**SAN MATEO COUNTY TRANSIT DISTRICT
STAFF REPORT**

TO: Community Relations Committee

THROUGH: Jim Hartnett
General Manager/CEO

FROM: David Olmeda
Chief Operating Officer, Bus

SUBJECT: **MULTIMODAL RIDERSHIP REPORT – SEPTEMBER 2017**

ACTION

This report is for information only. No action is required.

SIGNIFICANCE

Table "A" summarizes the average weekday ridership (AWR) statistics for all modes of transportation for which SamTrans is responsible and Table "B" summarizes the total monthly ridership figures for all SamTrans transportation modes. Chart "A" features year-to-date comparisons of AWR for Fiscal Year (FY) 2016, FY2017, and FY2018. Chart "B" has figures for total ridership year-to-date for FY2016, FY2017, and FY2018.

Tables "A" and "B" also provide the corresponding data for the Bay Area Rapid Transit San Francisco International Airport Extension as a separate line.

Table "C" details the number of riders for each fare category for SamTrans fixed route for the month and calendar year-to-date.

Table "D" provides additional information regarding SamTrans performance standards, including On-Time Performance, the number of Complaints received, and the number of schedules not operated due to unplanned circumstances (DNO).

AVERAGE WEEKDAY RIDERSHIP – SEPTEMBER 2017 COMPARED TO SEPTEMBER 2016

Grand Total – 165,320, a decrease of 3.2 percent

Bus – 41,780, a decrease of 6.4 percent

Paratransit – 1,300, a decrease of 0.8 percent

Shuttles – 11,780 a decrease of 6.2 percent

Caltrain – 61,370, an increase of 1.0 percent

**Table A
Average Weekday Ridership**

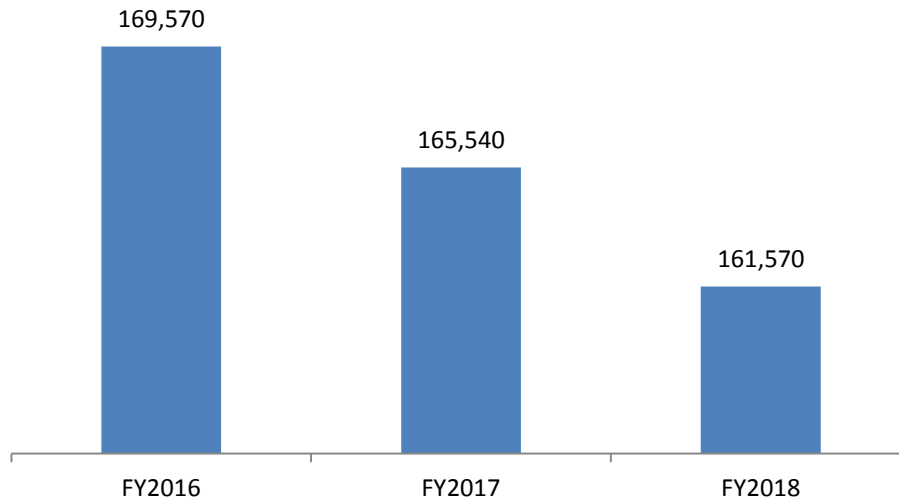
September 2017 Average Weekday Ridership				Percent Change FY2016/2017
Mode	FY2016	FY2017	FY2018	
Bus*	47,950	44,620	41,780	-6.4%
Paratransit*	1,250	1,290	1,300	0.8%
Shuttles	11,160	12,560	11,780	-6.2%
Caltrain**	62,830	60,770	61,370	1.0%
Total	123,200	119,240	116,230	-2.5%
BART Extension (No Daly City)	52,260	51,550	49,090	-4.8%
Grand Total	175,460	170,790	165,320	-3.2%
Weekdays	21	21	20	

September 2017 Year-to-date				Percent Change FY2016/2017
Mode	FY2016	FY2017	FY2018	
Bus*	42,190	39,280	36,880	-6.1%
Paratransit*	1,190	1,250	1,250	0.0%
Shuttles	11,590	12,320	11,890	-3.5%
Caltrain**	62,770	61,410	62,120	1.2%
Total	117,750	114,260	112,140	-1.9%
BART Extension (No Daly City)	51,820	51,290	49,430	-3.6%
Grand Total	169,570	165,540	161,570	-2.4%

* Demand-Response ridership is now reported in the Bus Ridership Category instead of Paratransit

** Caltrain ridership has been updated for September 2016 and FY2017

**Chart A
Grand Total Average Weekday Ridership (FYTD)**



The following summary and figures include total ridership for all modes of transportation for which SamTrans is responsible. These numbers are a gross count of each boarding across all modes and all service days for the month of September for the past three fiscal years.

MONTHLY TOTAL RIDERSHIP – SEPTEMBER 2017 COMPARED TO SEPTEMBER 2016

Grand Total – 4,027,330 a decrease of 4.6 percent

Bus – 1,019,130, a decrease of 8.1 percent

Paratransit – 30,060, a decrease of 3.0 percent

Shuttles – 244,420, a decrease of 7.6 percent

Caltrain – 1,545,270, a decrease of 2.4 percent

Total Monthly Ridership decreased due to multiple factors:

- 20 weekdays instead of 21 in FY 2017
- Overall decrease in ridership is declining from the previous years
- Overall ridership trend in the San Francisco Bay Area is decreasing

**Table B
Total Monthly Ridership**

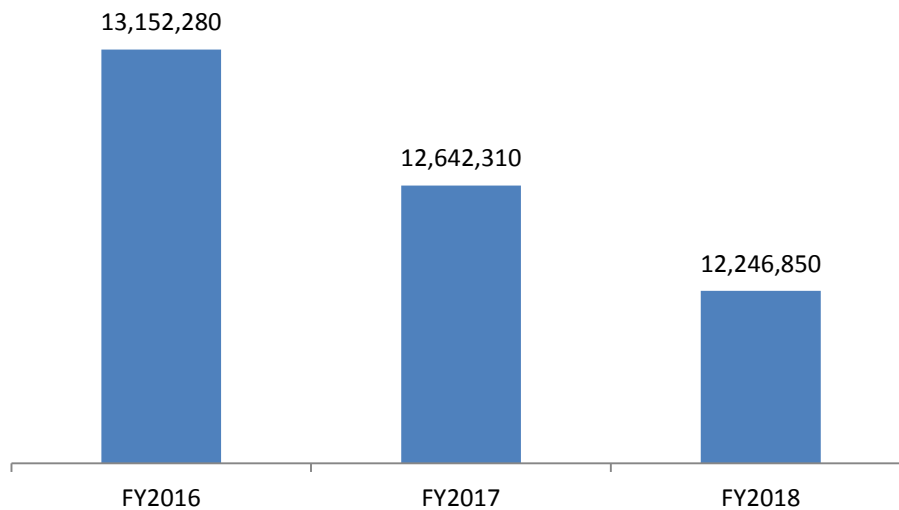
September 2017 Total Monthly Ridership				Percent Change FY2016/2017
Mode	FY2016	FY2017	FY2018	
Bus*	1,195,090	1,108,690	1,019,130	-8.1%
Paratransit*	29,780	31,000	30,060	-3.0%
Shuttles	243,880	264,430	244,420	-7.6%
Caltrain**	1,640,890	1,582,620	1,545,270	-2.4%
Total	3,109,640	2,986,730	2,838,870	-5.0%
BART Extension (No Daly City)	1,311,150	1,236,550	1,188,450	-3.9%
Grand Total	4,420,790	4,223,280	4,027,330	-4.6%
Weekdays	21	21	20	

September 2017 Year-to-date				Percent Change FY2016/2017
Mode	FY2016	FY2017	FY2018	
Bus*	3,283,280	3,049,730	2,839,890	-6.9%
Paratransit*	87,480	91,840	91,500	-0.4%
Shuttles	753,830	792,180	755,520	-4.6%
Caltrain**	5,049,360	4,899,620	4,845,300	-1.1%
Total	9,173,950	8,833,360	8,532,200	-3.4%
BART Extension (No Daly City)	3,978,320	3,808,950	3,714,650	-2.5%
Grand Total	13,152,280	12,642,310	12,246,850	-3.1%

* Demand-Response ridership is now reported in the Bus Ridership Category instead of Paratransit

** Caltrain ridership has been updated for September 2016 and FY2017

**Chart B
Grand Total Ridership (FYTD)**



The following summary illustrates the number of riders by fare category for the month of September 2017. SamTrans carried 1,015,825 passengers on its fixed-route service in September, and 8,560,588 for the 2017 Calendar Year-to-Date. These numbers do not include Dumbarton ridership and rural On-Demand service previously reflected under the Paratransit ridership.

**Table C
Bus Riders by Fare Category**

	September 2015	September 2016	September 2017	2017 Calendar Year-to-Date
Adult Cash	263,833	190,722	163,796	1,465,108
Adult Pass	530,310	543,638	502,664	4,246,717
Youth Cash	158,402	157,164	150,448	1,146,532
Youth Pass	70,567	63,693	51,034	411,234
Eligible Discount	168,098	149,842	147,884	1,290,998
Total	1,191,210	1,105,058	1,015,825	8,560,588

**Table D
Bus Performance Standards**

		AWR	OTP	Complaints	MBSC	Tokens		DNO
						Adult	Youth	
September	2016	44,590	81.48%	185	26,633	27,967	34,211	7
October	2016	42,500	82.23%	160	34,595	27,209	30,263	4
November	2016	41,520	83.46%	92	28,635	26,417	27,266	12
December	2016	36,140	82.51%	110	23,093	23,246	22,004	13
January	2017	35,720	83.81%	132	31,245	25,870	23,417	6
February	2017	37,150	83.22%	129	26,104	23,371	22,765	27
March	2017	40,500	82.21%	132	32,971	25,905	30,624	11
April	2017	36,672	82.83%	77	37,905	23,973	20,876	6
May	2017	40,439	81.94%	112	26,141	24,725	28,641	32
June	2017	34,596	81.07%	100	24,617	24,090	15,361	13
July	2017	32,293	83.50%	95	24,050	25,159	4,828	2
August	2017	36,201	80.36%	151	24,068	26,583	18,075	5
September	2017	41,623	79.87%	170	29,528	26,141	28,416	19

*AWR: Does not include Dumbarton ridership

* Performance standards reflect District Service only

PERFORMANCE CATEGORY DESCRIPTION

AWR (Average Weekday Ridership) - measures average ridership on a weekday basis for the month

OTP (On Time Performance) - sampling thousands of schedules in the system for lates, earlies, and on-times

Complaints - total complaints received for the month on SamTrans services and facilities

MBSC (Miles Between Service Calls) - measures miles between roadcalls

Tokens - total of Adult and Youth token usage for the month

DNO (Did Not Operate) - number of schedules not operated due to unplanned circumstances, such as accidents, street construction or mechanical issues

SamTrans Promotion – September 2017

Route 399 Promotion – On August 6, SamTrans launched pilot AllNighter Route 399. This overnight route connects Daly City to San Francisco International Airport (SFO). The 399 also connects to MUNI 14 giving customers a late night alternative when nothing else is available. It also can serve a good alternative to driving to/from SFO for early morning and late night workers. The route is promoted through paid Facebook ads targeting SFO workers and area residents along ½-mile radius of the route. Mobile/Desktop/Tablet geo-fenced targeted ads were used as well as e-mail blast to residents in the same area. Internal communications included new releases/blogs, organic post cross all platforms and outreach to local businesses along route. Take-ones were placed on the bus serving the area, including Route 120 and handed out to riders waiting for the bus. Full schedule was posted on temporary signs at stops with heavier ridership along route. Staff will follow up with a full SFO connection awareness campaign to launch in the upcoming months.

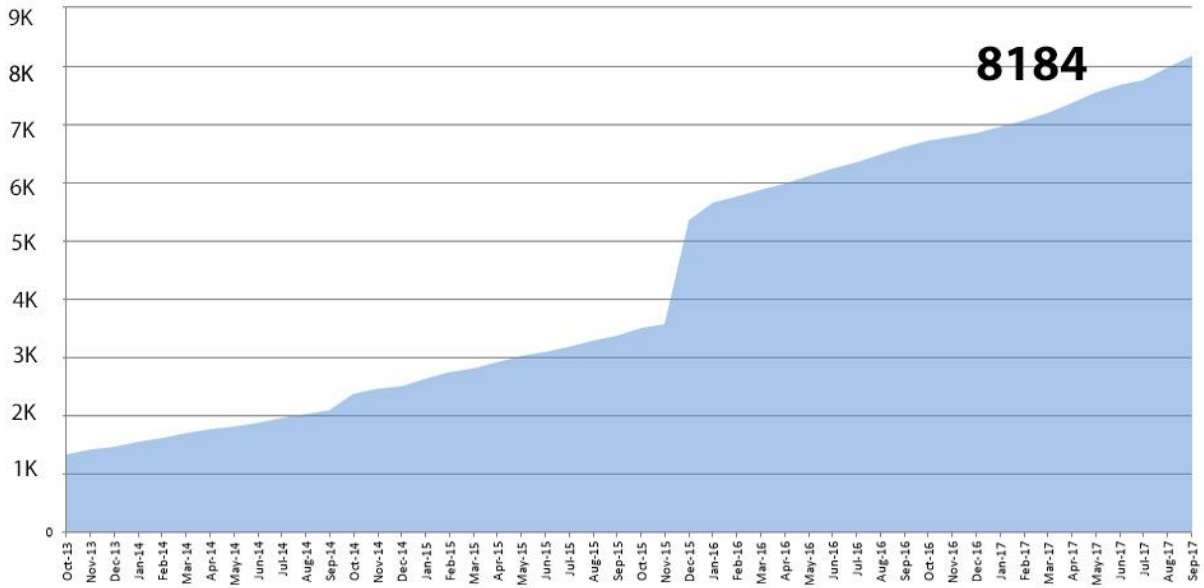
SamTrans September 2017 Social Media Analytics – In September, SamTrans ran two paid campaigns for our “Get 2 School” and Route 399 All-Nighter route. In addition, we promoted Route 292, Route 78, the 101 Broadway Interchange Ribbon Cutting and our Heart Walk participation. Overall, SamTrans added 198 new followers, including 59 on Facebook and 73 folks who follow us on a new Career Network called Glasdoor, which we have begun tracking this month.

Top Issue:

- Operator Complaint (13)
- Delay (5)



Total Followers - All Network^c



Prepared by: Alex Lam, Scheduler/Planner
Jeremy Lipps, Social Media Officer
James Namba, Marketing Specialist

650-508-6227
650-508-7934
650-508-7924

samTrans



AGENDA

FINANCE COMMITTEE COMMITTEE OF THE WHOLE

**San Mateo County Transit District
Bacciocco Auditorium - Second Floor
1250 San Carlos Ave., San Carlos, CA**

WEDNESDAY, NOVEMBER 1, 2017 – 2:30 p.m.

or immediately following previous Committee meeting

BOARD OF DIRECTORS 2017

ROSE GUILBAULT, CHAIR
CHARLES STONE, VICE CHAIR
JEFF GEE
CAROLE GROOM
ZOE KERSTEEN-TUCKER
KARYL MATSUMOTO
DAVE PINE
JOSH POWELL
PETER RATTO

JIM HARTNETT
GENERAL MANAGER/CEO

1. Call to Order

ACTION

2. Approval of Minutes of Finance Committee Meeting of October 4, 2017
3. Acceptance of Statement of Revenue and Expenses for June 2017
4. Acceptance of Statement of Revenue and Expenses for September 2017
5. Authorize the Disposition of 70 Surplus Rolling Stock and Related Components

CONTRACTS

6. Authorize Award of Contract for Security Guard Services to Allied Universal Security Services to San Mateo County Transit District for a Not to Exceed Amount of \$11.5 million for a Five-Year Term
7. Authorize Amendment to Contracts for Provision of On-Call Environmental Planning, Permitting and Support Services
8. Authorize Amendment to Contracts for Provision of On-Call Transportation Planning and Support Services
9. Authorize Award of Contract to Creative Bus Sales, Inc. for Three New Paratransit Cutaway Vehicles for a Total Cost of \$369,930
10. Adjourn

Committee Members: Carole Groom, Karyl Matsumoto, Peter Ratto

NOTE:

- This Committee meeting may be attended by Board Members who do not sit on this Committee. In the event that a quorum of the entire Board is present, this Committee shall act as a Committee of the Whole. In either case, any item acted upon by the Committee or the Committee of the Whole will require consideration and action by the full Board of Directors as a prerequisite to its legal enactment.
- All items appearing on the agenda are subject to action by the Board. Staff recommendations are subject to change by the Board.

**SAN MATEO COUNTY TRANSIT DISTRICT (DISTRICT)
1250 SAN CARLOS AVENUE, SAN CARLOS, CALIFORNIA**

**MINUTES OF FINANCE COMMITTEE MEETING
COMMITTEE OF THE WHOLE
OCTOBER 4, 2017**

Committee Members Present: C. Groom (Committee Chair), K. Matsumoto, P. Ratto

Other Board Members Present, Constituting Committee of the Whole: J. Gee, R. Guilbault (Chair), Z. Kersteen-Tucker, D. Pine, J. Powell, C. Stone

Staff Present: M. Beveridge, J. Cassman, C. Gumpal, D. Hansel, J. Hartnett, M. Martinez, J. Nogales-Deguzman, M. Ross, M. Simon

Committee Chair Carole Groom called the meeting to order at 2:26 p.m.

Approval of Minutes of September 6, 2017

Motion/Second: Ratto/Pine

Ayes: Gee, Groom, Guilbault, Kersteen-Tucker, Matsumoto, Pine, Powell, Ratto, Stone

Acceptance of Statement of Revenue and Expenses for August 2017

Motion/Second: Ratto/Gee

Ayes: Gee, Groom, Guilbault, Kersteen-Tucker, Matsumoto, Pine, Powell, Ratto, Stone

Authorize Amendment of the Employer's CalPERS Contribution to the Employees', Retirees' and Board Members' Monthly Medical Premiums

Ms. Juliet Nogales-Deguzman, Manager, Employee Services, said there are 11 Resolutions for this item. Ten resolutions will amend the San Mateo County Transit District's (District) contribution to the CalPERS Health Program for medical premiums for members of the bargaining units (full-time and special (part-time) employees), administrative (full-time and special (part-time)) employees, and members of the Board of Directors to include Western Health Advantage effective January 1, 2018.

Ms. Nogales-Deguzman said the 11th resolution is approval for the District to be subject to the Public Employees' Medical and Care Act, which governs the CalPERS Health Program, for Employees and Annuitants with respect to the Teamsters' Utility and Maintenance Supervisory Unit (IBT4) effective January 1, 2018, and will set the District's associated contributions for this bargaining unit consistent with the other units.

Motion/Second: Stone/Ratto

Ayes: Gee, Groom, Guilbault, Kersteen-Tucker, Matsumoto, Pine, Powell, Ratto, Stone

Adjourned: 2:29 p.m.

**SAN MATEO COUNTY TRANSIT DISTRICT
STAFF REPORT**

TO: Finance Committee

THROUGH: Jim Hartnett
General Manager/CEO

FROM: Derek Hansel
Chief Financial Officer

SUBJECT: **UNAUDITED STATEMENT OF REVENUES AND EXPENSES FOR THE PERIOD
ENDING JUNE 30, 2017, AND SUPPLEMENTAL INFORMATION**

ACTION

Staff proposes the Committee recommend that the Board accept and enter into the record the unaudited Statement of Revenues and Expenses for the month of June 2017 and supplemental information.

SIGNIFICANCE

The year-end actuals resulted in a \$11.1 million surplus (page 1 of the Statement of Revenues and Expenses, line 35) which is more than the \$9.1 million surplus forecasted in May (page 1 of the Statement of Revenues and Expenses, line 35). The surplus is primarily driven by a decrease in Motorbus expenses and higher revenues than budget in District ½ Cent Sales Tax, Investment Interest, and Other Interest, Rent, and Other Income.

BUDGET IMPACT

Revenues: As of June, year-to-date Total Sources of Funds (page 1 of the Statement of Revenues and Expenses, line 17) are \$1.2 million or 0.4 percent lower than the revised budget. This variance is primarily driven by Passenger Fares (line 1), which are \$2.5 million lower than revised budget. The loss in Passenger Fares is partially offset by higher revenues in District ½ Cent Sales Tax (line 9), Investment Interest (line 10), and Other Interest, Rent, and Other Income (line 12).

Expenses: Year-to-date June Total Uses of Funds (page 1 of the Statement of Revenues and Expenses, line 33) are \$12.7 million or 4.4 percent lower than the revised budget. This variance is driven primarily by Total Motorbus expenses, which was \$13.0 million better than revised budget (Page 1 line 21). The year-end variance in Motorbus expenses results from lower than budgeted costs in Total Contracted Bus Service - \$2.6 million, with \$1.2 million related to savings in fuel and \$1.1 million savings from Insurance claims, Professional, Technical, and Other Services - \$2.0 million, Fuel and Lubricants - \$2.6 million, Wages & Benefits - \$1.9 million, and Worker's Compensation - \$1.5 million.

There are no budget revisions for the month of June 2017.

Prepared By:

Melanie Hartanto, Accountant
Jeannie Chen, Manager, General Ledger
Dapri Hong, Senior Analyst
Ryan Hinchman, Manager, FP&A

650-508-6478
650-508-6259
650-622-8055
650-508-7733

<u>UNAUDITED</u>										
SAN MATEO COUNTY TRANSIT DISTRICT SUMMARY OF REVENUES AND EXPENSES FISCAL YEAR 2017 JUNE 2017										
% OF YEAR ELAPSED: 100.0%										
	MONTH	YEAR-TO-DATE				ANNUAL				
	CURRENT ACTUAL	PRIOR ACTUAL	CURRENT ACTUAL	REVISED BUDGET	% REV BUDGET	APPROVED BUDGET	REVISED BUDGET	CURRENT FORECAST	% REV BUDGET	
SOURCES OF FUNDS										
Operating Revenues										
1	Passenger Fares	1,532,276	18,177,974	17,040,333	19,517,000	87.3	19,517,000	19,517,000	16,955,520	87.3
2	Local TDA and STA Funds	3,882,819	36,627,776	41,352,423	42,361,438	97.6	42,361,438	42,361,438	40,874,495	97.6
3	Operating Grants	527,875	7,540,018	4,096,740	4,010,671	102.1	4,010,671	4,010,671	4,362,671	102.1
4	SMCTA Measure A	877,519	9,268,158	9,786,891	9,960,000	98.3	9,960,000	9,960,000	9,960,000	98.3
5	SM County Measure A	416,667	5,000,000	5,000,000	5,000,000	100.0	5,000,000	5,000,000	5,000,000	100.0
6	AB434 Funds & TA Funded Shuttle	9,083	154,500	109,000	109,000	100.0	109,000	109,000	109,000	100.0
7	Subtotal - Operating Revenues	7,246,240	76,768,426	77,385,388	80,958,109	95.6	80,958,109	80,958,109	77,261,686	95.6
Other Revenue Sources										
9	District 1/2 Cent Sales Tax	10,118,806	79,705,074	84,352,885	83,000,000	101.6	83,000,000	83,000,000	83,000,000	101.6
10	Investment Interest	67,205	1,193,457	1,549,333	1,090,519	142.1	1,090,519	1,090,519	1,601,899	142.1
11	Pass through to Other Agencies	(0)	111,928	9,072	69,000	13.1	69,000	69,000	9,072	13.1
12	Other Interest, Rent & Other Income	852,905	7,009,784	7,919,787	7,308,988	108.4	7,308,988	7,308,988	7,784,807	108.4
13	Subtotal - Other Revenues	11,038,916	88,020,243	93,831,077	91,468,507	102.6	91,468,507	91,468,507	92,395,778	102.6
14	Total Revenues	18,285,155	164,788,669	171,216,465	172,426,616	99.3	172,426,615	172,426,616	169,657,465	99.3
15	Capital Assistance	105,853,202	4,426,645	109,896,959	109,896,959	100.0	10,255,906	109,896,959	109,896,959	100.0
16	Reserves Programmed for Capital	1,692,128	7,536,786	6,637,249	6,637,249	100.0	0	6,637,249	6,637,249	100.0
17	Total Sources of Funds	125,830,486	176,752,100	287,750,673	288,960,824	99.6	182,682,521	288,960,824	286,191,673	99.6
USES OF FUNDS										
Operations										
21	Motor Bus	8,200,809	105,695,647	104,956,038	117,939,987	89.0	117,968,987	117,939,987	106,766,061	89.0
22	A. D. A. Programs	2,582,328	15,596,751	18,970,271	18,186,910	104.3	18,157,910	18,186,910	17,657,910	104.3
23	Caltrain	539,995	6,080,000	6,480,000	6,640,000	97.6	6,640,000	6,640,000	6,480,005	97.6
24	Other Multi-modal Programs	323,724	1,874,472	1,954,439	2,161,708	90.4	2,161,708	2,161,708	1,832,628	90.4
25	Subtotal - Operating Costs	11,646,856	129,246,870	132,360,749	144,928,605	91.3	144,928,605	144,928,605	132,736,605	91.3
Other Uses of Funds										
27	Pass through to Other Agencies	0	111,928	9,072	79,780	11.4	79,780	79,780	9,072	11.4
28	Debt Service	12,483,359	21,606,493	21,639,067	21,648,044	100.0	21,648,044	21,648,044	21,648,044	100.0
29	Fiscal Agent Fees	2,785	13,266	25,299	28,401	89.1	28,401	28,401	28,401	89.1
30	Land Transfer Interest Expense	41,074	41,604	41,074	45,716	89.8	45,716	45,716	45,716	89.8
31	Subtotal - Other Uses of Funds	12,527,218	21,773,290	21,714,512	21,801,941	99.6	21,801,941	21,801,940	21,731,233	99.6
32	Capital Programs	113,617,299	12,296,057	122,606,176	122,606,176	100.0	16,327,874	122,606,176	122,606,176	100.0
33	Total Uses of Funds	137,791,373	163,316,218	276,681,437	289,336,723	95.6	183,058,420	289,336,723	277,074,014	95.6
34	NET SURPLUS/ (DEFICIT)	(11,960,887)	13,435,882	11,069,236	(375,897)	(2944.8)	(375,897)	(375,897)	9,117,659	(2944.7)

% OF YEAR ELAPSED" provides a general measure for evaluating overall progress against the annual budget. When comparing it to the amounts shown in the "% REV BUDGET" column, please note that individual line items reflect variations due to seasonal activities during the year.

<u>UNAUDITED</u>									
SAN MATEO COUNTY TRANSIT DISTRICT STATEMENT OF REVENUES FISCAL YEAR 2017 JUNE 2017									
								% OF YEAR ELAPSED:	100.0%
	MONTH	YEAR-TO-DATE				ANNUAL			
	CURRENT ACTUAL	PRIOR ACTUAL	CURRENT ACTUAL	REVISED BUDGET	% REV BUDGET	APPROVED BUDGET	REVISED BUDGET	% REV BUDGET	
OPERATING REVENUES - MOTOR BUS									
1	TOTAL MOTOR BUS FARES	1,305,284	17,313,304	16,146,080	18,638,000	86.6	18,638,000	18,638,000	86.6
2	LOCAL (TDA) TRANSIT FUND:								
3	General Operating Assistance	3,134,134	32,212,723	37,609,609	37,540,609	100.2	37,540,609	37,540,609	100.2
4	STATE TRANSIT ASSISTANCE:								
5	Local STA Operating Assistance	573,732	2,335,149	1,556,283	2,609,106	59.6	2,609,106	2,609,106	59.6
6	OPERATING GRANTS								
7	TOTAL OPERATING GRANTS	446,748	7,378,648	1,672,768	1,667,878	100.3	1,666,278	1,667,878	100.3
8	DISTRICT 1/2 CENT SALES TAX:								
9	General Operating Assistance	2,123,844	39,866,333	40,709,408	51,252,770	79.4	51,283,370	51,252,770	79.4
10	Accessibility Fixed Route	68,001	1,005,169	1,025,846	1,133,217	90.5	1,133,217	1,133,217	90.5
11	TOTAL 1/2 CENT SALES TAX	2,191,845	40,871,502	41,735,254	52,385,987	79.7	52,416,587	52,385,987	79.7
12	INVESTMENT INTEREST INCOME:								
13	Investment Interest Income	25,305	943,537	1,194,370	882,519	135.3	882,519	882,519	135.3
14	OTHER REVENUE SOURCES:								
15	Rental Income	125,327	1,413,846	1,529,199	1,360,000	112.4	1,360,000	1,360,000	112.4
16	Advertising Income	69,029	1,030,090	902,223	1,149,000	78.5	1,149,000	1,149,000	78.5
17	Other Income	329,403	2,196,637	2,610,252	1,706,888	152.9	1,706,888	1,706,888	148.3
18	TOTAL OTHER REVENUES	523,759	4,640,573	5,041,674	4,215,888	119.6	4,215,888	4,215,888	119.6
19									
20	TOTAL MOTOR BUS	8,200,809	105,695,647	104,956,038	117,939,987	89.0	117,968,987	117,939,987	89.0
21									
22	AMERICAN DISABILITIES ACT:								
23	Passenger Fares Redi-Wheels	226,992	864,671	894,254	879,000	101.7	879,000	879,000	101.7
24	Local TDA 4.5 Redi-Wheels	153,687	1,771,554	1,844,243	1,844,243	100.0	1,844,243	1,844,243	100.0
25	Local STA - Paratransit	21,266	308,350	342,288	367,480	93.1	367,480	367,480	93.1
26	Operating Grants	81,127	161,370	2,423,972	2,342,793	103.5	2,344,393	2,342,793	103.5
27	Sales Tax - District ADA Programs	1,107,809	1,123,982	1,680,531	1,124,595	149.4	1,124,994	1,124,594	149.4
28	Sales Tax - Paratransit Suppl. Coastside	142,022	1,528,746	1,723,128	1,700,800	101.3	1,669,800	1,700,800	101.3
29	Interest Income - Paratransit Fund	41,900	250,132	354,964	208,000	170.7	208,000	208,000	170.7
30	SMCTA Measure A Redi-Wheels	337,523	3,188,158	3,306,891	3,320,000	99.6	3,320,000	3,320,000	99.6
31	SM County Measure A	416,667	5,000,000	5,000,000	5,000,000	100.0	5,000,000	5,000,000	100.0
32	Measure M Paratransit	53,334	1,400,000	1,400,000	1,400,000	100.0	1,400,000	1,400,000	100.0
33	TOTAL ADA PROGRAMS	2,582,328	15,596,751	18,970,271	18,186,910	104.3	18,157,910	18,186,910	104.3
34									
35	MULTI-MODAL TRANSIT PROGRAMS:								
36	Transfer from SMCTA for Caltrain	539,996	6,080,000	6,480,000	6,640,000	97.6	6,640,000	6,640,000	97.6
37	AB434 Funds & TA Funded Shuttle	9,083	154,500	109,000	109,000	100.0	109,000	109,000	100.0
38	Employer SamTrans Shuttle Funds	275,812	968,998	1,478,112	1,693,100	87.3	1,693,100	1,693,100	87.3
39	Sales Tax - SamTrans Shuttle Program	21,495	592,640	195,709	189,608	103.2	189,608	189,608	103.2
40	Sales Tax - Gen. Operating Asst.	17,334	158,334	171,618	170,000	101.0	170,000	170,000	101.0
41									
42	TOTAL MULTIMODAL	863,719	7,954,472	8,434,439	8,801,708	95.8	8,801,708	8,801,708	95.8
43									
44	TOTAL REVENUES	11,646,856	129,246,870	132,360,749	144,928,605	91.3	144,928,605	144,928,605	91.3

% OF YEAR ELAPSED" provides a general measure for evaluating overall progress against the annual budget. When comparing it to the amounts shown in the "% REV BUDGET" column, please note that individual line items reflect variations due to seasonal activities during the year.

<u>UNAUDITED</u>								
SAN MATEO COUNTY TRANSIT DISTRICT OPERATING EXPENSES FISCAL YEAR 2017 JUNE 2017								
% OF YEAR ELAPSED: 100.0%								
EXPENSES	MONTH	YEAR-TO-DATE				ANNUAL		
	CURRENT ACTUAL	PRIOR ACTUAL	CURRENT ACTUAL	REVISED BUDGET	% REV BUDGET	APPROVED BUDGET	REVISED BUDGET	% REV BUDGET
DISTRICT OPERATED BUSES								
1 Wages & Benefits	3,298,823	55,381,387	55,776,528	57,696,200	96.7	58,214,650	57,696,200	96.7
2								
3 Services:								
4 Board of Directors	4,356	55,147	51,085	86,000	59.4	86,000	86,000	59.4
5 Contracted Vehicle Maintenance	326,965	1,312,588	1,316,320	1,508,154	87.3	1,508,154	1,508,154	87.3
6 Property Maintenance	166,167	1,405,955	1,064,923	1,234,364	86.3	1,238,000	1,234,364	86.3
7 Professional Services	444,572	4,337,299	4,202,329	5,209,579	80.7	4,956,711	5,209,579	80.7
8 Technical Services	837,748	5,955,335	6,786,459	7,310,343	92.8	7,065,517	7,310,343	92.8
9 Other Services	435,401	3,230,022	2,950,616	3,458,039	85.3	3,206,540	3,458,039	85.3
10								
11 Materials & Supply:								
12 Fuel & Lubricants	280,719	2,703,612	2,836,351	5,365,612	52.9	5,525,612	5,365,612	52.9
13 Bus Parts & Materials	108,192	2,143,726	1,972,525	2,042,508	96.6	2,042,508	2,042,508	96.6
14 Uniforms & Driver Expense	83,302	366,065	369,113	479,829	76.9	479,129	479,829	76.9
15 Timetables & Tickets	60,127	162,523	153,973	263,645	58.4	263,645	263,645	58.4
16 Office Supplies / Printing	33,508	339,425	368,427	487,651	75.6	485,062	487,651	75.6
17 Other Materials & Supply	9,273	128,188	158,974	159,500	99.7	159,500	159,500	99.7
18								
19 Utilities:								
20 Telecommunications	40,437	517,802	417,852	731,991	57.1	731,991	731,991	57.1
21 Other Utilities	104,095	1,082,629	1,125,857	1,140,000	98.8	1,140,000	1,140,000	98.8
22 Insurance Costs	688,850	1,694,392	2,535,353	2,897,298	87.5	2,897,298	2,897,298	87.5
23 Workers' Compensation	(643,596)	3,412,292	2,189,580	3,668,160	59.7	3,668,160	3,668,160	59.7
24 Taxes & License Fees	61,254	509,488	552,214	735,136	75.1	735,136	735,136	75.1
25 Fixed Route Accessibility	68,001	1,005,169	1,025,846	1,133,217	90.5	1,133,217	1,133,217	90.5
26 Leases & Rentals	16,343	161,964	167,307	175,740	95.2	175,740	175,740	95.2
27 Promotional & Legal Advertising	92,846	130,393	296,509	484,700	61.2	484,700	484,700	61.2
28 Training & Business Travel	49,866	255,593	247,995	610,913	40.6	610,463	610,913	40.6
29 Dues & Membership	9,398	97,398	112,467	118,620	94.8	118,620	118,620	94.8
30 Postage & Other	(42,487)	100,947	47,164	113,338	41.6	102,999	113,338	41.6
31								
32 Total District Operated Buses	6,534,161	86,489,340	86,725,766	97,110,537	89.3	97,029,352	97,110,537	89.3
33								
34 CONTRACTED BUS SERVICES								
35 Contracted Urban Bus Service	1,394,931	15,088,891	16,103,608	17,166,300	93.8	17,246,300	17,166,300	93.8
36 Other Related Costs	41,037	475,236	441,762	392,966	112.4	392,150	392,966	112.4
37 Insurance Costs	62,138	1,292,720	(372,192)	736,593	(50.5)	736,593	736,593	(50.5)
38 Coastside Services	125,541	1,759,679	1,513,211	1,907,000	79.4	1,968,000	1,907,000	79.4
39 Redi Coast Non-ADA	17,276	265,597	254,800	263,000	96.9	233,000	263,000	96.9
40 Other Related Costs	9,192	88,527	114,557	124,525	92.0	124,525	124,525	92.0
41 La Honda - Pescadero	2,625	55,125	55,125	55,130	100.0	55,130	55,130	100.0
42 SamCoast - Pescadero	13,362	162,482	112,455	177,100	63.5	177,100	177,100	63.5
43 Other Related Cost - SamCoast	547	18,051	6,946	6,836	101.6	6,836	6,836	101.6
44 Total Contracted Bus Service	1,666,648	19,206,307	18,230,272	20,829,450	87.5	20,939,634	20,829,450	87.5
45								
46 TOTAL MOTOR BUS	8,200,809	105,695,647	104,956,038	117,939,987	89.0	117,968,987	117,939,987	89.0

"% OF YEAR ELAPSED" provides a general measure for evaluating overall progress against the annual budget. When comparing it to the amounts shown in the "% REV BUDGET" column, please note that individual line items reflect variations due to seasonal activities during the year.

UNAUDITED

**SAN MATEO COUNTY TRANSIT DISTRICT
OPERATING EXPENSES
FISCAL YEAR 2017
JUNE 2017**

% OF YEAR ELAPSED: 100.0%

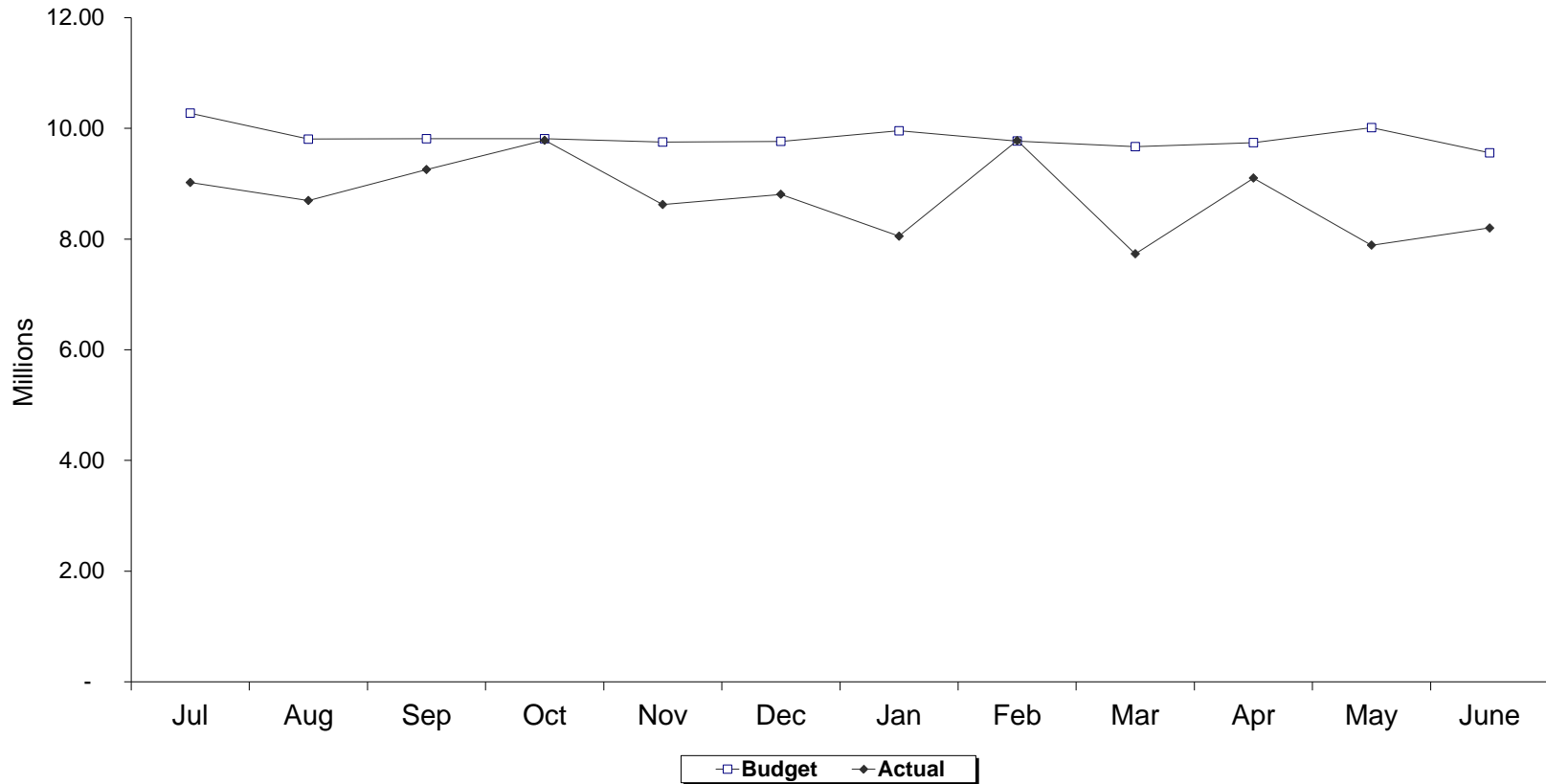
EXPENSES	MONTH	YEAR-TO-DATE				ANNUAL		
	CURRENT ACTUAL	PRIOR ACTUAL	CURRENT ACTUAL	REVISED BUDGET	% REV BUDGET	APPROVED BUDGET	REVISED BUDGET	% REV BUDGET
AMERICAN DISABILITY ACT PROGRAMS								
Elderly & Disabled/Redi-Wheels	540,666	4,860,221	5,415,930	6,152,052	88.0	7,322,052	6,152,052	88.0
Other Related Costs	426,106	2,756,604	2,967,177	3,384,207	87.7	3,386,207	3,384,207	87.7
ADA Sedan/Taxi Service	513,799	4,681,151	5,065,697	4,798,328	105.6	3,628,328	4,798,328	105.6
ADA Accessibility Support	274,620	1,258,016	1,500,096	1,571,564	95.5	1,571,564	1,571,564	95.5
Coastside ADA Support	142,023	1,528,746	1,723,128	1,700,800	101.3	1,669,800	1,700,800	101.3
Insurance Costs	685,114	512,013	2,298,243	579,959	396.3	579,959	579,959	396.3
TOTAL ADA PROGRAMS	2,582,328	15,596,751	18,970,271	18,186,910	104.3	18,157,910	18,186,910	104.3
MULTIMODAL TRANSIT PROGRAMS								
CALTRAIN SERVICE								
Peninsula Rail Service	539,995	6,080,000	6,480,000	6,640,000	97.6	6,640,000	6,640,000	97.6
Total Caltrain Service	539,995	6,080,000	6,480,000	6,640,000	97.6	6,640,000	6,640,000	97.6
OTHER SUPPORT								
SamTrans Shuttle Service	306,390	1,716,138	1,782,821	1,991,708	89.5	1,991,708	1,991,708	89.5
Maintenance Multimodal Facilities	17,334	158,334	171,618	170,000	101.0	170,000	170,000	101.0
Total Other Support	323,724	1,874,472	1,954,439	2,161,708	90.4	2,161,708	2,161,708	90.4
TOTAL MULTI-MODAL PROGRAMS	863,719	7,954,472	8,434,439	8,801,708	95.8	8,801,708	8,801,708	95.8
TOTAL EXPENSES	11,646,856	129,246,870	132,360,749	144,928,605	91.3	144,928,605	144,928,605	91.3

% OF YEAR ELAPSED" provides a general measure for evaluating overall progress against the annual budget. When comparing it to the amounts shown in the "% REV BUDGET" column, please note that individual line items reflect variations due to seasonal activities during the year.

SAN MATEO COUNTY TRANSIT DISTRICT

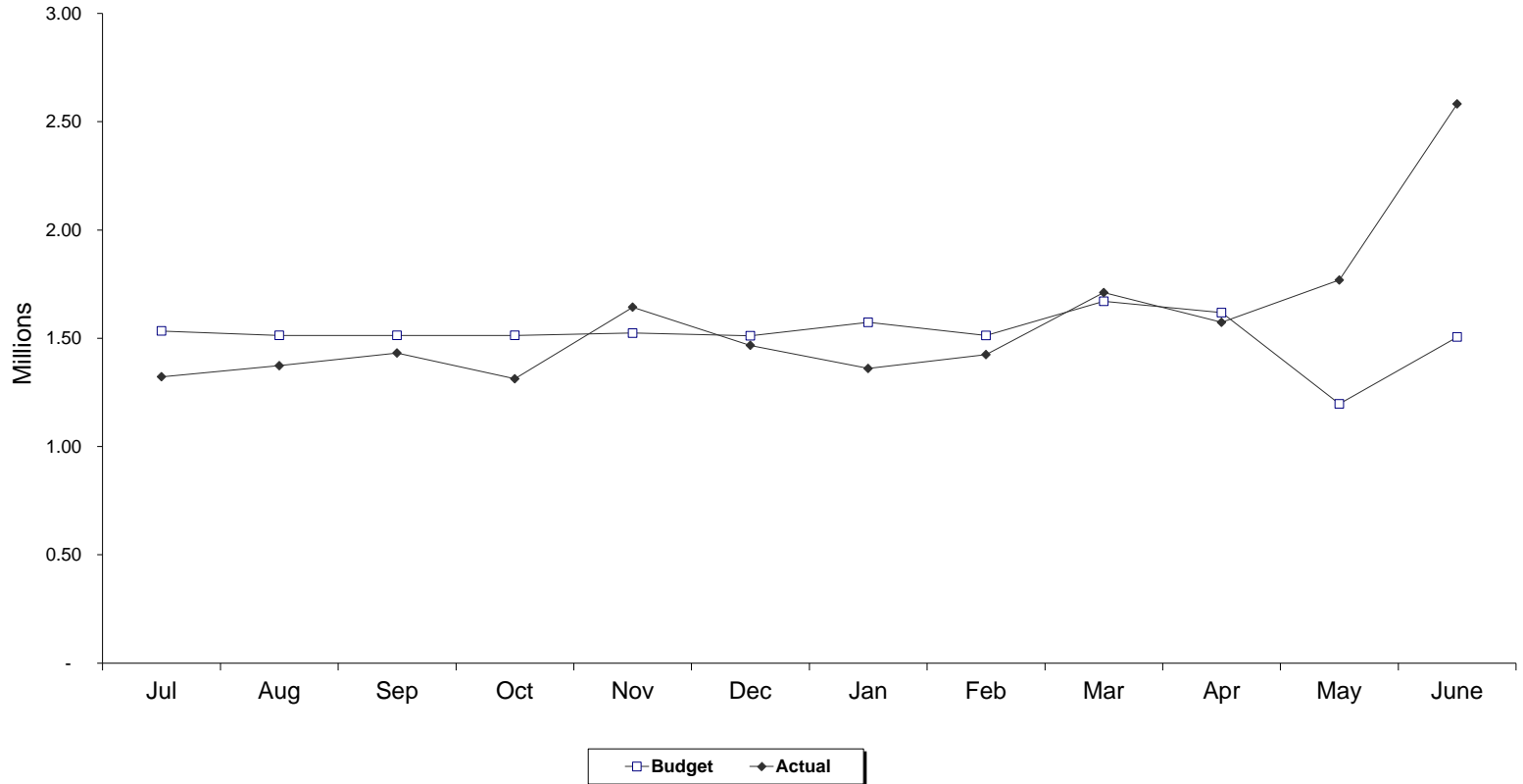
MOTOR BUS MONTHLY EXPENSES - BUDGET VS ACTUAL

FISCAL YEAR 2017



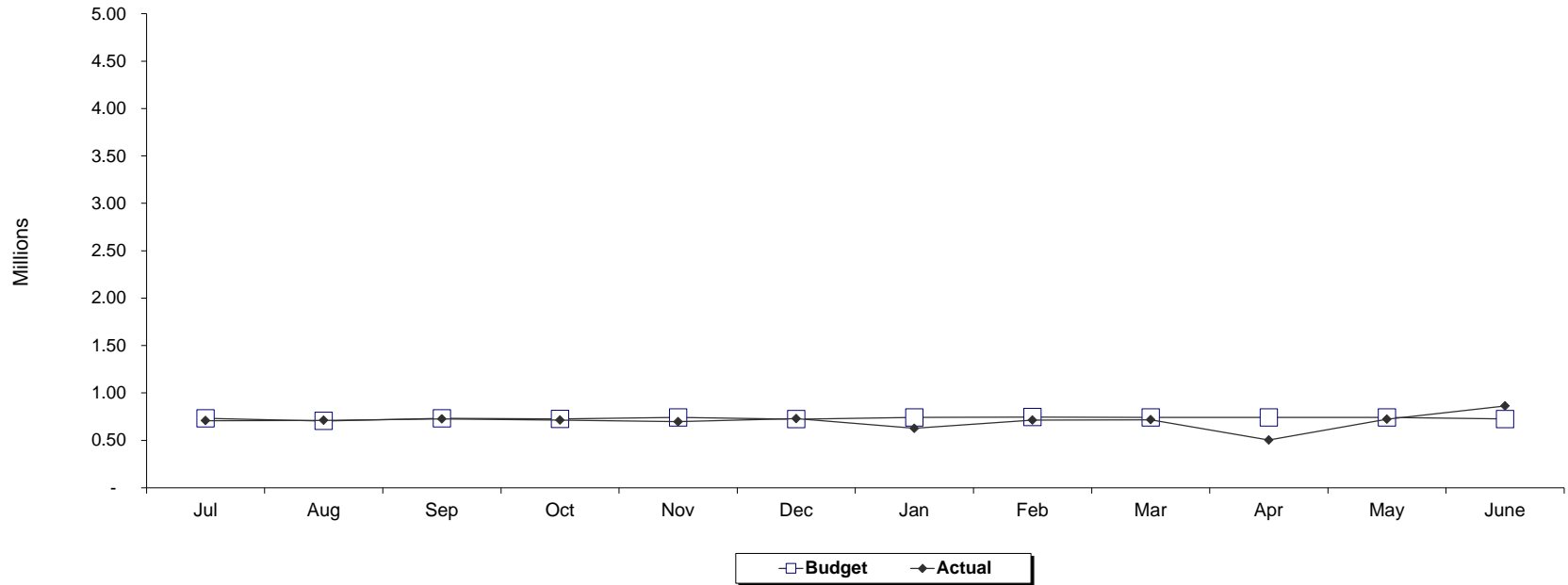
	Jul	Aug	Sep	Oct	Nov	Dec	Jan	Feb	Mar	Apr	May	June
MONTHLY EXPENSES												
Budget	10,275,750	9,806,266	9,812,859	9,813,021	9,753,031	9,765,188	9,956,980	9,771,716	9,669,683	9,742,421	10,014,505	9,558,565
Actual	9,023,605	8,698,427	9,255,952	9,784,949	8,625,265	8,808,317	8,051,991	9,780,000	7,733,766	9,102,468	7,890,491	8,200,809
CUMULATIVE EXPENSES												
Budget	10,275,750	20,082,017	29,894,875	39,707,897	49,460,928	59,226,116	69,183,096	78,954,813	88,624,495	98,366,917	108,381,422	117,939,987
Actual	9,023,605	17,722,032	26,977,984	36,762,933	45,388,198	54,196,515	62,248,506	72,028,506	79,762,271	88,864,739	96,755,229	104,956,039
Variance - F(U)	1,252,146	2,359,985	2,916,892	2,944,964	4,072,730	5,029,601	6,934,590	6,926,307	8,862,224	9,502,178	11,626,193	12,983,949
Variance %	12.19%	11.75%	9.76%	7.42%	8.23%	8.49%	10.02%	8.77%	10.00%	9.66%	10.73%	11.01%

SAN MATEO COUNTY TRANSIT DISTRICT
ADA PROGRAM MONTHLY EXPENSES - BUDGET VS ACTUAL
FISCAL YEAR 2017



	July	Aug	Sept	Oct	Nov	Dec	Jan	Feb	Mar	Apr	May	June
MONTHLY EXPENSES												
Budget	1,533,790	1,513,267	1,513,267	1,513,436	1,523,831	1,511,625	1,572,925	1,512,935	1,670,552	1,618,252	1,196,984	1,506,043
Actual	1,322,352	1,373,403	1,431,552	1,312,368	1,643,108	1,466,845	1,360,535	1,424,377	1,711,012	1,573,560	1,768,833	2,582,328
CUMULATIVE EXPENSES												
Budget	1,533,790	3,047,058	4,560,325	6,073,761	7,597,593	9,109,217	10,682,143	12,195,078	13,865,630	15,483,883	16,680,867	18,186,910
Actual	1,322,352	2,695,754	4,127,306	5,439,674	7,082,782	8,549,626	9,910,162	11,334,539	13,045,551	14,619,111	16,387,943	18,970,271
Variance - F(U)	211,439	351,303	433,019	634,087	514,811	559,591	771,981	860,539	820,080	864,772	292,924	(783,361)
Variance %	13.79%	11.53%	9.50%	10.44%	6.78%	6.14%	7.23%	7.06%	5.91%	5.58%	1.76%	-4.31%

SAN MATEO COUNTY TRANSIT DISTRICT MULTIMODAL MONTHLY EXPENSES - BUDGET VS ACTUAL FISCAL YEAR 2017



	Jul	Aug	Sep	Oct	Nov	Dec	Jan	Feb	Mar	Apr	May	June
MONTHLY EXPENSES												
Budget	732,134	705,468	732,134	725,668	742,134	724,392	742,134	746,534	742,134	742,134	742,134	724,708
Actual	708,677	711,565	725,582	713,657	697,021	729,906	626,763	713,322	718,042	503,597	722,588	863,719
CUMULATIVE EXPENSES												
Budget	732,134	1,437,602	2,169,736	2,895,404	3,637,538	4,361,930	5,104,064	5,850,598	6,592,732	7,334,866	8,077,000	8,801,708
Actual	708,677	1,420,242	2,145,825	2,859,481	3,556,502	4,286,408	4,913,170	5,626,492	6,344,534	6,848,132	7,570,720	8,434,439
Variance - F(U)	23,456	17,360	23,911	35,923	81,036	75,522	190,894	224,106	248,198	486,735	506,280	367,269
Variance %	3.20%	1.21%	1.10%	1.24%	2.23%	1.73%	3.74%	3.83%	3.76%	6.64%	6.27%	4.17%

SAN MATEO COUNTY TRANSIT DISTRICT

INTEREST ON INVESTMENTS

June 30, 2017

DESCRIPTION	TOTAL INVESTMENT 6-30-17	INTEREST RECEIVABLE 5-31-17	PREPAID INT RECEIVABLE 6-30-17	INTEREST EARNED 6-30-17	INTEREST RECEIVED 6-30-17	ADJ.	INTEREST RECEIVABLE 6-30-17
RESERVE FOR CAPITAL PROJ	60,150.60	1,581.60	0.00	395.40	0.00	0.00	1,977.00
LAIF -- CAPITAL PROJ	77,579.36	117.27	0.00	62.36	0.00	0.00	179.63
REIMB SECURITIES -- L76R	89,403,761.03	360,761.46	9,864.13	124,535.12	89,434.21	1,594.79	407,321.29
LAIF -- REIMB FUNDS L76R	10,998.21	16.62	0.00	8.84	0.00	0.00	25.46
PARATRANSIT FUNDS	25,297,412.19	90,597.36	2,959.24	32,470.72	12,708.43	443.81	113,762.70
LAIF -- PARATRANSIT	1,039,239.64	1,570.95	0.00	835.38	0.00	0.00	2,406.33
BANK OF AMERICA	41,169,860.52	0.00	0.00	3,781.82	3,781.82	0.00	0.00
WELLS FARGO	0.00	0.00	0.00	0.00	0.00	0.00	0.00
US Bank - Custodian account	8,195,138.51	2,697.45	0.00	2,889.73	2,697.45	0.00	2,889.73
Debt Service Reserves							
Held by Trustee:	1,803,775.55	0.00	0.00	0.00	0.00	0.00	0.00
	<u>167,057,915.61</u>	<u>457,342.71</u>	<u>12,823.37</u>	<u>164,979.37</u>	<u>108,621.91</u>	<u>2,038.60</u>	<u>528,562.14</u>

JUNE 2017 -- SUMMARY OF INTEREST & CAPITAL GAIN

Interest Earned 6/30/17	167,017.97
Add:	
CEO Interest	0.00
Less:	
Trust Fees	(784.74)
Capital Gain(Loss)	<u>(8,846.98)</u>
Total Interest & Capital Gain(Loss)	<u>157,386.25</u>

YEAR TO DATE -- SUMMARY

Interest Earned	1,632,787.52
Add:	
CEO Interest	
Less:	
Trust Fees	(7,583.40)
Capital Gain(Loss)	<u>52,331.04</u>
Total Interest & Capital Gain(Loss)	<u>1,677,535.16</u>
 Balance Per Ledger as of 6/30/17	
Deferred Int Acct. 210852/3	43,393.57
Interest Acct. 409101	1,589,393.95
Less Trust Fees 530045	(7,583.40)
Gain(Loss) Acct. 405210	<u>52,331.04</u>
	<u>1,677,535.16</u>

SAN MATEO COUNTY TRANSIT DISTRICT
BOND REIMBURSED FUNDS -- INTEREST ON SECURITIES -- L76R
 June 30, 2017

TYPE OF SECURITY	CUSIP #	SETTLE DATE	ORIGINAL PURCHASE PRICE	GASB 31 ADJUSTED 06-30-16	MARKET VALUE 6-30-17	MATURITY/CALL DATE	INT RATE	APPL DAYS	INTEREST REC'VBLE 5-31-17	PREPAID INT REC'VBLE 6-30-17	INTEREST EARNED 6-30-17	INTEREST RECEIVED 6-30-17	PP INTEREST RECEIVED DATE	ADJ.	INTEREST REC'VBLE 6-30-17	INT REC'VBLE LESS PREPAID 6-30-17	PAR VALUE	
U.S. TREASURY NOTES AND BONDS																		
US TREASURY NOTE	9128285T8	03-25-15	64,987.30	66,450.79	64,840.04	04-30-19	1.250%	30	70.65		67.71			(1.47)	136.89	136.89	65,000.00	
US TREASURY NOTE	912828V74	12-7-15	4,343,109.38	4,480,779.60	4,378,858.00	05-31-20	1.375%	30	165.31		165.31	5,041.67		(82.65)	5,124.32	5,124.32	4,400,000.00	
US TREASURY NOTE	912828B92	05-18-16	3,824,730.47	3,861,575.26	3,745,817.10	07-31-20	2.000%	30	24,734.81		24,734.81	6,166.67		(34.08)	30,867.40	30,867.40	3,700,000.00	
US TREASURY NOTE	912828L32	6-29-16	1,527,421.88	1,527,480.00	1,489,453.50	08-31-20	1.375%	30	5,269.57		5,269.57	1,718.75		(18.88)	6,969.44	6,969.44	1,500,000.00	
US TREASURY NOTE	912828Q78	01-05-17	1,960,312.50	1,964,532.00	1,974,454.00	04-30-21	1.375%	30	2,173.91		2,173.91	2,291.67		167.57	4,633.15	4,633.15	2,000,000.00	
US TREASURY NOTE	912828R77	03-17-17	1,363,632.81	1,375,063.20	1,380,586.20	05-31-21	1.375%	30	52.60		52.60	1,604.17		(26.31)	1,630.46	1,630.46	1,400,000.00	
US TREASURY NOTE	912828D72	04-05-17	1,007,734.38	1,010,586.00	1,008,789.00	08-31-21	2.000%	30	5,138.12		5,138.12	1,666.67		156.99	6,961.78	6,961.78	1,000,000.00	
US TREASURY NOTE	912828D72	06-29-17	1,516,347.66	1,513,183.50	1,513,183.50	08-31-21	2.000%	2	0.00	9,864.13		166.67		(3.63)	10,027.17	163.04	1,500,000.00	
GOVERNMENT BONDS																		
FHLMC NOTES	3137EADN6	08-30-16	299,646.00	299,683.20	299,322.00	06-29-17	0.750%	28	868.75		175.00	1,043.75			0.00	0.00	300,000.00	
FHMA GLOBAL NOTES	3137EADP1	08-08-16	150,193.50	150,012.79	149,611.65	03-07-18	0.875%	30	306.26		306.26				415.63	415.63	150,000.00	
FHMA GLOBAL NOTES	3137EADP1	08-08-16	801,032.00	800,068.16	798,104.00	06-29-17	0.875%	28	1,633.32		544.44	2,177.78		0.02	0.00	0.00	800,000.00	
FHLMC	3130A9AE1	08-26-16	1,399,048.00	1,398,481.02	1,391,539.80	10-01-18	0.875%	30	2,041.67		1,020.83				3,062.50	3,062.50	1,400,000.00	
FHLMC	3137EAE07	09-16-16	1,394,400.15	1,394,358.30	1,386,496.08	10-12-18	0.875%	30	1,661.41		1,017.19			(0.01)	2,678.59	2,678.59	1,395,000.00	
FHBL NOTES AGENCY	313376BR5	08-11-16	255,055.00	254,369.00	251,347.00	12-14-18	1.750%	30	2,029.51		364.58	2,187.50		0.01	206.60	206.60	250,000.00	
FEDERAL HOME LOAN BANK AG	3130AAXX1	03-10-17	2,050,232.40	2,055,587.73	2,054,099.91	03-18-19	1.375%	30	6,357.66		2,354.69			(0.01)	8,712.34	8,712.34	2,055,000.00	
FHLMC	3137EAE81	07-20-16	2,693,466.00	2,696,919.30	2,667,824.10	07-19-19	0.875%	30	8,662.50		1,968.75			0.01	10,631.26	10,631.26	2,700,000.00	
FNMA	3135GON33	08-02-16	2,196,304.00	2,196,304.00	2,173,551.60	08-02-19	0.875%	30	6,363.19		1,604.17				7,967.36	7,967.36	2,200,000.00	
FHBL GLOBAL NOTE	3130A8Y72	08-04-16	449,136.00	447,983.10	444,499.65	08-05-19	0.875%	30	1,268.75		328.13				1,596.88	1,596.88	450,000.00	
FHBL GLOBAL NOTE	3130A8Y72	08-04-16	449,136.00	447,983.10	444,744.00	06-05-17	0.875%	4	1,268.75		43.75	1,312.50			0.00	0.00	450,000.00	
FHMA NOTES	3135GOF49	09-02-16	2,695,788.00	2,695,631.40	2,673,621.00	08-28-19	1.000%	30	6,975.00		2,250.00				9,225.00	9,225.00	2,700,000.00	
FHBL GLOBAL NOTE	3130A9E27	09-08-16	2,697,651.00	2,697,634.80	2,672,573.40	09-26-16	1.000%	30	4,875.00		2,250.00				7,125.00	7,125.00	2,700,000.00	
FHMA NOTES	3135GOT29	02-28-17	1,299,168.00	1,295,125.00	1,296,592.70	02-28-20	1.500%	30	5,037.50		1,625.00				6,662.50	6,662.50	1,300,000.00	
FHLMC AGENCY	3137EAF72	04-20-17	1,295,554.00	1,293,341.40	1,292,310.50	04-20-20	1.375%	30	2,035.76		1,489.58			0.01	3,525.35	3,525.35	1,300,000.00	
FHBL GLOBAL NOTE	3130A8Q55	07-15-16	2,683,581.30	2,690,155.80	2,630,809.80	07-14-21	1.125%	30	11,559.38		2,531.25				14,090.63	14,090.63	2,700,000.00	
FNMA NOTES	3135GON82	08-19-16	473,375.03	472,785.08	464,332.93	08-17-21	1.250%	30	1,715.28		494.79				2,210.07	2,210.07	475,000.00	
FNMA NOTES	3135GON82	08-19-16	1,518,823.75	1,517,888.93	1,490,753.08	08-17-21	1.250%	30	5,506.94		1,588.54			0.01	7,095.49	7,095.49	1,525,000.00	
																	27.37%	
CORPORATE NOTE																		
WALT DISNEY CORP NOTE	25468PC80	11-23-16	1,050,210.00	1,047,855.00	1,019,320.00	12-15-17	5.875%	30	27,090.28		4,895.83	29,375.00			2,611.11	2,611.11	1,000,000.00	
JOHN DEERE CAPITAL CORP	24422ESR1	11-22-16	1,557,207.50	1,555,809.40	1,551,049.35	12-15-17	1.550%	30	11,078.19		2,002.08	12,012.50		0.01	1,067.78	1,067.78	1,550,000.00	
JOHN DEERE CAPITAL CORP	24422ETM1	01-06-17	799,480.00	799,948.00	800,372.00	10-15-18	1.650%	30	1,686.67		1,100.00				2,786.67	2,786.67	800,000.00	
TOYOTA MOTOR CORP	89236TDM4	01-09-17	1,099,615.00	1,102,627.90	1,100,541.20	01-09-19	1.700%	30	7,376.11		1,558.33				8,934.44	8,934.44	1,100,000.00	
BERKSHIRE HATHWAY GLOBAL N	084670B11	12-23-16	1,810,188.00	1,816,198.20	1,813,744.80	08-14-19	2.100%	30	11,235.00		3,150.00				14,385.00	14,385.00	1,800,000.00	
AMERICAN HONDA FINANCE GLI	02665WHA4	12-20-16	1,808,946.00	1,817,526.60	1,815,283.80	08-15-19	2.250%	30	11,925.00		3,375.00				15,300.00	15,300.00	1,800,000.00	
TOYOTA MOTOR CORP NOTES	89236TDH5	10-18-16	669,665.00	670,047.57	667,056.02	10-18-19	1.550%	30	1,240.43		865.42				2,105.85	2,105.85	670,000.00	
AMERICAN EXP CREDIT CORP	0258MOEC9	10-31-16	499,405.00	500,321.50	497,305.00	10-30-19	1.700%	30	731.94		708.33			0.01	1,440.28	1,440.28	500,000.00	
AMERICAN EXP CREDIT CORP	0258MOEC9	10-31-16	1,100,209.00	1,100,707.30	1,094,071.00	10-30-19	1.700%	30	1,610.28		1,558.33				3,168.61	3,168.61	1,100,000.00	
PEIZER INC CORP NOTE	717081E85	11-21-16	1,184,146.80	1,182,475.95	1,186,882.97	12-15-19	1.700%	30	10,632.08		1,678.75	11,415.50			895.33	895.33	1,185,000.00	
CITIGROUP INC	172967F6	01-10-17	899,640.00	901,728.00	905,410.80	01-10-20	2.450%	30	8,636.25		1,837.50				10,473.75	10,473.75	900,000.00	
MICROSOFT CORP	594918BV5	02-06-17	899,397.00	900,183.60	902,294.10	02-06-20	1.850%	30	5,318.50		1,387.50				6,706.25	6,706.25	900,000.00	
WALT DISNEY CO CORP NOTES	25468PDP8	03-06-17	379,901.20	380,850.44	381,186.36	03-04-20	1.950%	30	1,749.58		617.50				2,367.08	2,367.08	380,000.00	
APPLE INC BONDS	037833CS7	05-11-17	819,163.60	820,839.68	819,522.76	05-11-20	1.800%	30	820.00		1,230.00				2,050.00	2,050.00	820,000.00	
HOME DEPOT INC CORP NOTES	437076BQ4	06-05-17	449,739.00	450,205.65	450,205.65	06-05-20	1.800%	26	0.00		585.00				585.00	585.00	450,000.00	
MORGAN STANLEY CORP NOTE	6174467P8	11-10-16	2,009,250.00	1,972,855.80	1,965,263.40	07-24-20	5.500%	30	34,925.00		8,250.00				43,175.00	43,175.00	1,800,000.00	
GOLDMAN SACHS GROUP CORP	3814GGG1	11-28-16	1,765,872.00	1,761,273.60	1,753,680.00	07-27-21	5.250%	30	28,933.33		7,000.00				35,933.33	35,933.33	1,600,000.00	
JOHN DEERE CAPITAL CORP	24422ETL3	03-15-17	448,015.50	451,625.85	457,193.25	01-06-22	2.650%	30	4,803.13		993.75				5,796.88	5,796.88	450,000.00	
JPMORGAN CHASES & CO CORP	46625HJD3	05-26-17	973,638.00	974,367.90	974,564.10	01-24-22	4.500%	30	14,287.50		3,375.00				17,662.50	17,662.50	900,000.00	
																	22.92%	
COMMERCIAL PAPER																		
BANK OF MONTREAL CHICAGO	0636GW2	12-22-16	1,781,763.65	1,782,064.80	1,795,087.80	09-15-17	0.000%		0.00		0.00				0.00	0.00	1,800,000.00	
CANADIAN IMPERIAL HLDING	13607EXD6	01-19-17	1,781,510.25	1,783,897.20	1,793,464.20	10-13-17	0.000%		0.00		0.00				0.00	0.00	1,800,000.00	
BANK OF TOKYO MITSUBISHI UF	06538BX3	04-21-17	993,011.11	993,256.00	995,841.00	10-23-17	0.000%		0.00		0.00				0.00	0.00	1,000,000.00	
CREDIT AGRICOLE CIB NY	22533TYL4	05-23-17	1,788,144.50	1,788,807.60	1,790,411.40	11-20-17	0.000%		0.00		0.00				0.00	0.00	1,800,000.00	
BANK OF TOKYO MITSUBISHI UF	06538CBG5	05-23-17	791,212.67	791,590.40	792,546.40	05-23-17	0.000%		0.00		0.00				0.00	0.00	800,000.00	
																	10.02%	
CERTIFICATION OF DEPOSIT																		
CANADIAN IMPERIAL BANK NY C	13606ASZ7	12-05-16	1,798,596.00	1,814,526.00	1,807,540.20	11-30-18	1.760%	30	14,448.76		2,640.00	15,400.00		1,127.24	2,816.00	2,816.00	1,800,000.00	

**SAN MATEO COUNTY TRANSIT DISTRICT
BOND REIMBURSED FUNDS -- INTEREST ON SECURITIES -- L76R
June 30, 2017**

TYPE OF SECURITY	CUSIP #	SETTLE DATE	ORIGINAL PURCHASE PRICE	GASB 31 ADJUSTED 06-30-16	MARKET VALUE 6-30-17	MATURITY/CALL DATE	INT RATE	APPL DAYS	INTEREST REC'VBLE 5-31-17	PREPAID INT REC'VBLE 6-30-17	INTEREST EARNED 6-30-17	INTEREST RECEIVED 6-30-17	PP INTEREST RECEIVED DATE	ADJ.	INTEREST REC'VBLE 6-30-17	INT REC'VBLE LESS PREPAID 6-30-17	PAR VALUE
BANK OF NOVA SCOTIA HOUSTC 06417GUE6		04-06-17	1,800,000.00	1,800,676.80	1,798,939.80	04-05-19	1.910%	30	5,348.00		2,865.00				8,213.00	8,213.00	1,800,000.00
SUMITOMO MITSUI BANK NY CC 86563YVNO		05-04-17	1,500,000.00	1,501,815.00	1,502,280.00	05-03-19	2.050%	30	2,306.25		2,562.50				4,868.75	4,868.75	1,500,000.00
9.58%																	
ASSET-BACKED SECURITY/COLLATERALIZED MORTGAGE OBLIGATION																	
CCCIT 2017-A2 A2	17305EGA7	01-26-17	1,549,703.18	1,551,978.11	1,551,978.11	01-17-21	1.740%	30	9,364.58		2,247.50				11,612.08	11,612.08	1,550,000.00
TAOT 2017-A A3	89238MADO	03-15-17	449,947.04	450,573.80	450,573.80	02-15-21	1.730%	30	346.00		648.75	648.75			346.00	346.00	450,000.00
FORDO 2017-A A3	34531EAD8	01-25-17	1,199,995.56	1,199,110.80	1,199,110.80	06-25-21	1.670%	30	890.67		1,670.00	1,670.00			890.67	890.67	1,200,000.00
TAOT 2017-B A3	89190BAD0	05-17-17	1,799,861.94	1,805,601.06	1,801,120.32	07-15-21	1.760%	30	1,232.00		2,640.00	2,464.00			1,408.00	1,408.00	1,800,000.00
ALLA 2017-2 A3	02007HACS	03-29-17	1,444,829.63	1,444,829.63	1,445,309.66	08-15-21	1.780%	30	1,143.16		2,143.42	2,143.42			1,143.16	1,143.16	1,445,000.00
AMXCA 2017-4 A	02582JHGB	05-30-17	679,891.06	680,370.47	679,464.70	12-15-21	1.640%	30	31.17		929.33	464.67		2.84	498.67	498.67	680,000.00
CCCIT 2017-A3 A3	17305EGB5	05-22-17	902,403.00	903,433.77	900,994.68	04-07-22	1.920%	30	2,400.00		1,440.00				3,840.00	3,840.00	900,000.00
9.29%																	
FEDERAL AGENCY COLLATERALIZED MORTGAGE OBLIGATION																	
FNMA	3136ANIY4	4-30-15	572,873.62	572,846.65	566,596.95	04-01-18	1.550%	30	759.83		732.64	759.83			732.64	732.64	567,203.63
FNMA	3136ANIY4	4-30-15	21,261.32	21,269.35	21,050.89	06-25-17	1.550%	25	0.00		0.00	0.00			0.00	0.00	21,050.89
FANNIE MEA	3136AQDQ0	10-30-15	22,052.59	22,414.94	21,833.95	06-25-17	1.646%	25	0.00		0.00	0.00			0.00	0.00	21,833.95
FNA 2014-M6 A2	3136AJ7G5	12-15-16	2,040,468.75	2,024,029.40	2,045,562.60	05-25-21	2.679%	30	4,464.18		4,464.18	4,464.18			4,464.18	4,464.18	2,000,000.00
3.67%																	
CASH AND CASH EQUIVALENTS																	
MONEY MARKET FUND	MONEY02		102,161.56		102,161.56				291.68		144.96	291.68			144.96	144.96	0
LAIF			10,998.21	10,998.21	10,998.21				16.62		8.84				25.46	25.46	10,998.21
MATURED/CALLED																	
FHLMC NOTES	3137EADN6	08-30-16	(299,646.00)	(299,683.20)	(299,322.00)	06-29-17											(300,000.00)
FHMA GLOBAL NOTES	3137EADP1	08-08-16	(801,032.00)	(800,068.16)	(798,104.00)	06-29-17											(800,000.00)
FHLB GLOBAL NOTE	3130A8Y72	08-04-16	(449,136.00)	(447,983.10)	(444,744.00)	06-05-17											(450,000.00)
FNMA	3136ANIY4	4-30-15	(21,261.32)	(21,269.35)	(21,050.89)	06-25-17											(21,050.89)
FANNIE MEA	3136AQDQ0	10-30-15	(22,052.59)	(22,414.94)	(21,833.95)	06-25-17											(21,833.95)
TOTAL LAIF			10,998.21	10,998.21	10,998.21												
TOTAL A/C 121100 & 112010			89,715,776.17	89,923,466.30	89,403,761.03												89,184,597.22
TOTAL (EXCLUDE LAIF AND CASH/CASH EQUIVALENTS)			<u>89,715,776.17</u>	<u>89,923,466.30</u>	<u>89,403,761.03</u>				<u>360,761.47</u>	<u>9,864.13</u>	<u>124,535.12</u>	<u>89,434.21</u>		<u>1,594.78</u>	<u>407,321.29</u>	<u>397,457.16</u>	<u>89,184,597.22</u>

SAN MATEO COUNTY TRANSIT DISTRICT
RESERVE FOR CAPITAL PROJECTS -- INTEREST ON SECURITIES
June 30, 2017

TYPE OF SECURITY	CUSIP #	SETTLE DATE	ORIGINAL PURCHASE PRICE	GASB 31 ADJUSTED 06-30-16	MARKET VALUE 6-30-17	MATURITY/CALL DATE	INT RATE	APPL DAYS	INTEREST REC'VBLE 5-31-17	PREPAID INT REC'VBLE 6-30-17	INTEREST EARNED 6-30-17	INTEREST RECEIVED 6-30-17	ADJ.	INTEREST REC'VBLE 6-30-17	INT REC'VBLE LESS PREPAID 6-30-17	PAR VALUE
GOVERNMENT BONDS																
HOUSING URBAN DEVEL	911759E80	12-23-08	62,205.20	60,039.00	60,150.60	08-01-17	7.908%	30	1,581.60		395.40			1,977.00	1,977.00	60,000
CASH AND CASH EQUIVALENTS																
FIRST AMER US TREASURY MM	31846V534		8,070,268.44	8,070,268.44	8,070,268.44				2,371.37		2,723.87	2,371.37		2,723.87	2,723.87	
LAIF			77,579.36	77,008.90	77,579.36				117.27		62.36			179.63	179.63	77,579
MATURED/CALLED																
TOTAL LAIF			77,579.36	77,008.90	77,579.36											
TOTAL A/C 121100 & 112010			62,205.20	60,039.00	60,150.60											
TOTAL (EXCLUDE LAIF AND CASH/CASH EQUIVALENTS)			<u>62,205.20</u>	<u>60,039.00</u>	<u>60,150.60</u>				<u>1,581.60</u>	<u>0.00</u>	<u>395.40</u>	<u>0.00</u>	<u>0.00</u>	<u>1,977.00</u>	<u>1,977.00</u>	<u>60,000.00</u>

**SAN MATEO COUNTY TRANSIT DISTRICT
PARATRANSIT FUNDS – INTEREST ON SECURITIES
June 30, 2017**

TYPE OF SECURITY	CUSIP #	SETTLE DATE	ORIGINAL PURCHASE PRICE	GASB 31 ADJUSTED 06-30-16	MARKET VALUE 6-30-17	MATURITY/CALL DATE	INT RATE	APPL. DAYS	INTEREST REC'VBLE 5-31-17	PP INTEREST REC'VBLE 6-30-17	INTEREST EARNED 6-30-17	INTEREST RECEIVED 6-30-17	PP INTEREST RECEIVED DATE	ADJ.	INTEREST REC'VBLE 6-30-17	INT REC'VBLE LESS PREPAID 6-30-17	PAR VALUE
U.S. TREASURY NOTES AND BONDS																	
US TREASURY NOTE	912828TG5	06-2-16	99,683.59	99,968.80	99,970.50	07-31-17	0.500%	30	167.13		41.67			(0.24)	208.56	208.56	100,000.00
US TREASURY NOTE	912828TG5	06-2-16	398,734.38	499,844.00	399,859.38	06-29-17	0.500%	28	668.51		155.56	823.20		(0.87)	0.00	0.00	400,000.00
US TREASURY NOTE	912828UZ1	03-31-16	284,075.98	285,653.03	283,486.08	04-30-18	0.625%	30	154.89		148.44			(3.23)	300.10	300.10	285,000.00
US TREASURY NOTE	912828VF4	12-7-15	1,332,544.92	1,374,784.65	1,343,513.25	05-31-20	1.375%	30	50.72		1,546.88			(25.37)	1,572.23	1,572.23	1,350,000.00
US TREASURY NOTE	912828VP2	5-18-16	1,395,509.76	1,408,904.55	1,366,717.05	07-31-20	2.000%	30	9,024.86		2,250.00			(12.43)	11,262.43	11,262.43	1,350,000.00
US TREASURY NOTE	912828B90	10-5-16	181,323.24	180,373.03	176,955.10	02-28-21	2.000%	30	884.51		291.67			(6.35)	1,169.84	1,169.84	175,000.00
US TREASURY NOTE	912828L32	6-29-16	356,398.44	357,430.32	347,539.15	08-31-20	1.375%	30	1,229.57		401.04			(4.41)	1,626.20	1,626.20	350,000.00
US TREASURY NOTE	912828Q78	01-05-17	573,391.41	574,625.61	577,527.80	04-30-21	1.375%	30	635.87		670.31			49.02	1,355.20	1,355.20	585,000.00
US TREASURY NOTE	912828D72	04-05-17	251,933.59	252,646.50	252,197.25	08-31-21	2.000%	30	1,284.53		416.67			47.56	1,748.76	1,748.76	250,000.00
																	20.54%
FEDERAL AGENCY COLLETERIALIZED MORTGAGE OBLIGATION																	
FNMA	3136ANJY4	4-30-15	159,653.30	150,531.76	157,904.06	04-01-18	1.550%	30	211.76		204.18	211.76			204.18	204.18	158,073.14
FNMA	3136ANJY4	4-30-15	5,925.30	11,380.87	5,866.64	06-25-17	1.550%	25	0.00		0.00	0.00			0.00	0.00	5,866.65
FANIE MAE	3136AQDQ0	10-30-15	208,316.04	210,352.47	206,207.31	09-01-19	1.646%	30	291.52		282.91	379.81		88.29	282.91	282.91	206,250.66
FANIE MAE	3136AQDQ0	10-30-15	6,340.12	14,071.89	13,923.91	06-25-17	1.646%	30	0.00		0.00	0.00			0.00	0.00	6,277.26
																	3.59%
CORPORATE NOTE																	
JOHN DEERE CAPITALCORP	24422ETM1	01-06-17	199,870.00	199,987.00	200,093.00	10-15-18	1.650%	30	421.67		275.00				696.67	696.67	200,000.00
TOYOTA MOTOR CREDIT CORP	89236TDM4	01-09-17	299,895.00	300,716.70	300,147.60	01-09-19	1.700%	30	2,011.67		425.00				2,436.67	2,436.67	300,000.00
BERKSHIRE HATHAWAY INC.	084670BL1	12-23-16	502,830.00	504,499.50	503,818.00	08-14-19	2.100%	30	3,120.83		875.00				3,995.83	3,995.83	500,000.00
AMERICAN HONDA FINANCE GLOBAL N	02665WAH4	12-20-16	502,485.00	504,868.50	504,245.50	08-15-19	2.250%	30	3,312.50		937.50				4,250.00	4,250.00	500,000.00
TOYOTA MOTOR CORP NOTES	89236TDH5	10-18-16	199,900.00	200,014.20	199,121.20	10-18-19	1.550%	30	370.28		258.33				628.61	628.61	200,000.00
AMERICAN EXP CREDIT CORP	0258MOEC9	10-31-16	149,821.50	150,096.45	149,191.50	10-30-19	1.700%	30	219.58		212.50				432.08	432.08	150,000.00
AMERICAN EXP CREDIT CORP	0258MOEC9	10-31-16	350,066.50	350,225.05	348,113.50	10-30-19	1.700%	30	512.36		495.83			0.01	1,008.20	1,008.20	350,000.00
PEIZER INC CORP NOTE	717081EB5	11-21-16	329,762.40	329,297.10	330,524.37	12-15-19	1.700%	30	2,960.83		467.50	3,179.00			249.33	249.33	330,000.00
CITIGROUP INC	172967LF6	01-10-17	249,900.00	250,480.00	251,503.00	01-10-20	2.450%	30	2,398.96		510.42				2,909.38	2,909.38	250,000.00
MICROSOFT CORP	594918BV5	02-06-17	249,832.50	250,051.00	250,637.25	02-06-20	1.850%	30	1,477.43		385.42				1,862.85	1,862.85	250,000.00
WALT DISNEY CO CORP NOTES	25468DP8	03-06-17	99,974.00	100,223.80	100,312.20	03-04-20	1.950%	30	460.42		162.50				622.92	622.92	100,000.00
APPLE INC BONDS	037833CS7	05-11-17	224,770.50	225,230.40	224,869.05	05-11-20	1.800%	30	225.00		337.50				562.50	562.50	225,000.00
HOME DEPOT INC CORP NOTES	43707BQ4	06-05-17	124,927.50	125,057.13	125,057.13	06-05-20	1.800%	26	0.00		162.50				162.50	162.50	125,000.00
MORGAN STANLEY CORP NOTE	6174467P8	11-10-16	558,125.00	548,015.50	545,906.50	07-24-20	5.500%	30	9,701.39		2,291.67				11,993.06	11,993.06	500,000.00
GOLDMAN SACHS GROUP CORP	3814GGQ1	11-28-16	496,651.50	495,358.20	493,222.50	07-27-21	5.250%	30	8,137.50		1,968.75				10,106.25	10,106.25	450,000.00
JPMORGAN CHASE & CO CORP NOTES	46625HJ03	05-26-17	270,455.00	270,657.75	270,712.25	01-24-22	4.500%	30	3,968.75		937.50				4,906.25	4,906.25	250,000.00
																	18.60%
COMMERCIAL PAPER																	
BANK OF MONTREAL CHICAGO	06366GWF2	12-22-16	544,427.78	544,519.00	548,499.05	09-15-17	0.000%		0.00		0.00				0.00	0.00	550,000.00
CANADIAN IMPERIAL HLDING COMM P.	13607EXD6	01-19-17	494,863.96	495,527.00	498,184.50	10-13-17	0.000%		0.00		0.00				0.00	0.00	500,000.00
COOPERATIVE RABOANK UA COMM P	21687YAT4	03-03-17	495,329.86	495,812.50	497,271.00	03-02-17	0.000%		0.00		0.00				0.00	0.00	500,000.00
BNP PARIBAS NY BRANCH COMM PAPE	096598Z11	03-06-17	544,513.75	544,651.25	546,781.40	12-01-17	0.000%		0.00		0.00				0.00	0.00	550,000.00
																	9.12%
CERTIFICATE OF DEPOSIT																	
CANADIAN IMPERIAL BANK NY CD	13606ASZ7	12-05-16	499,610.00	504,035.00	502,094.50	11-30-18	1.7600%	30	4,013.54		733.33	4,277.78		313.13	782.22	782.22	500,000.00
NORDEA BANK FINLAND NY	65558LWA6	12-05-16	500,000.00	504,035.00	502,094.50	11-30-18	1.7600%	30	24.44		733.33			0.01	757.78	757.78	500,000.00
SVENSKA HANDELSBANKEN NY LT CD	86958JH88	01-12-17	500,000.00	499,709.00	498,642.00	01-10-19	1.8900%	30	3,675.00		787.50				4,462.50	4,462.50	500,000.00
BANK OF NOVA SCOTIA HOUSTON	06417GUE6	04-06-17	500,000.00	500,188.00	499,705.50	04-05-19	1.9100%	30	1,485.56		795.83				2,281.39	2,281.39	500,000.00
																	9.70%
FEDERAL AGENCY BOND/NOTE																	
FNMA GLOBAL NOTES	3137EADP1	08-08-16	826,064.25	825,000.83	822,864.08	03-07-18	0.8750%	30	1,684.38		601.56				2,285.94	2,285.94	825,000.00
FHLB GLOBAL NOTES	3130A9AE1	08-26-16	599,592.00	599,299.78	596,374.20	10-01-18	0.8750%	30	875.00		437.50				1,312.50	1,312.50	600,000.00
FHLB GLOBAL NOTES	3137EAE07	09-16-16	384,834.45	384,822.90	382,653.04	10-12-18	0.8750%	30	458.52		280.73				739.25	739.25	385,000.00
FEDERAL HOME LOAN BANK AGENCY	3130AAXX1	03-10-17	598,608.00	600,171.60	599,737.20	03-18-19	1.3750%	30	1,856.25		687.50				2,543.75	2,543.75	600,000.00
FHLMC	3137EAE81	7-20-16	748,185.00	749,144.25	741,062.25	07-19-16	0.8750%	30	2,406.25		546.88				2,953.13	2,953.13	750,000.00
FNMA	3135G0N33	08-02-16	648,908.00	648,908.00	642,185.70	08-02-19	0.8750%	30	1,880.03		473.96				2,353.99	2,353.99	650,000.00

SAN MATEO COUNTY TRANSIT DISTRICT
PARATRANSIT FUNDS – INTEREST ON SECURITIES
June 30, 2017

TYPE OF SECURITY	CUSIP #	SETTLE DATE	ORIGINAL PURCHASE PRICE	GASB 31 ADJUSTED 06-30-16	MARKET VALUE 6-30-17	MATURITY/CALL DATE	INT RATE	APPL. DAYS	INTEREST REC'BLE 5-31-17	PP INTEREST REC'BLE 6-30-17	INTEREST EARNED 6-30-17	INTEREST RECEIVED 6-30-17	PP INTEREST RECEIVED DATE	ADJ.	INTEREST REC'BLE 6-30-17	INT REC'BLE LESS PREPAID 6-30-17	PAR VALUE
FHLB GLOBAL NOTES	3130A8Y72	08-04-16	174,664.00	174,215.56	172,860.98	08-05-19	0.8750%	30	493.40		127.61				621.01	621.01	175,000.00
FHLB GLOBAL NOTES	3130A8Y72	08-04-16	124,760.00	124,439.69	123,540.00	06-05-17	0.8750%	4	352.43		12.15	364.58			0.00	0.00	125,000.00
FNMA NOTES	3135G0P49	09-02-16	798,752.00	798,705.60	792,184.00	08-28-19	1.0000%	30	2,066.67		666.67				2,733.34	2,733.34	800,000.00
FNMA NOTES	3130A9EP2	09-09-16	799,304.00	799,299.20	791,873.60	09-26-19	1.0000%	30	1,444.44		666.67				2,111.11	2,111.11	800,000.00
FNMA NOTES	3135G0T29	02-28-17	339,782.40	338,725.00	339,108.86	02-28-20	1.5000%	30	1,317.50		425.00				1,742.50	1,742.50	340,000.00
FHLMC AGENCY	3137EAEF2	04-20-17	348,803.00	348,207.30	347,929.75	04-20-20	1.3750%	30	548.09		401.04				949.13	949.13	350,000.00
FHLB GLOBAL NOTE	3130A8Q55	7-15-16	516,837.88	517,854.99	506,674.48	07-14-21	1.1250%	30	2,226.25		487.50				2,713.75	2,713.75	520,000.00
FNMA NOTES	3135G0N82	8-19-16	597,658.06	597,202.20	586,525.80	08-17-21	1.2500%	30	2,166.67		625.00				2,791.67	2,791.67	600,000.00
																	29.17%
ASSET BACKED SECURITY/COLLATERALIZED MORTGAGE OBLIGATION																	
TAOT 2017-A A3	89238MADO	03-15-17	124,985.29	124,985.29	125,159.39	02-15-21	1.7300%	30	96.11		180.21	180.21			96.11	96.11	125,000.00
ALLYA 2017-1 A3	02007PAC7	01-31-17	114,989.95	114,973.09	114,869.79	06-15-21	1.7000%	30	86.89		162.92	162.92			86.89	86.89	115,000.00
FORDO 2017-A A3	34531EAD8	01-25-17	349,998.71	350,047.64	349,740.65	06-25-21	1.6700%	30	259.78		487.08	487.08			259.78	259.78	350,000.00
TAOT 2017-B A3	89190BADO	05-17-17	499,961.65	501,555.85	500,311.20	07-15-21	1.7600%	30	342.22		733.33	684.44			391.11	391.11	500,000.00
ALLYA 2017-2 A3	02007HAC5	03-29-17	399,952.84	399,952.84	400,085.72	08-15-21	1.7800%	30	316.44		593.33	593.33			316.44	316.44	400,000.00
AMXCA 2017-4 A	02582JHG8	05-30-17	199,967.96	200,108.96	199,842.56	12-15-21	1.6400%	30	9.17		273.33	136.67	0.01		145.84	145.84	200,000.00
CCGIT 2017-A3 A3	170305EGB5	05-22-17	250,667.50	250,953.83	250,276.30	04-07-22	1.9200%	30	666.67		400.00				1,066.67	1,066.67	250,000.00
																	9.27%
CASH AND CASH EQUIVALENTS																	
MONEY MARKET FUND	MONEY0002		22,708.51	22,708.51	22,708.51				34.40		20.90	34.40			20.90	20.90	0
LAIF			1,039,239.64	1,034,150.89	1,039,239.64				1,570.95	0.00	835.38				2,406.33	2,406.33	1,039,240
MATURED/CALLED																	
FNMA	3136ANJY4	4-30-15	(5,925.30)	(11,380.87)	(5,866.64)	06-25-17											(5,866.65)
FANIE MAE	3136AQDQ0	10-30-15	(6,340.12)	(14,071.89)	(13,923.91)	06-25-17											(6,277.26)
FHLB GLOBAL NOTES	3130A8Y72	08-04-16	(124,760.00)	(124,439.69)	(123,540.00)	06-05-17											(125,000.00)
TOTAL LAIF			<u>1,039,239.64</u>	<u>1,034,150.89</u>	<u>1,039,239.64</u>												
TOTAL A/C 122010			25,381,052.81	25,437,109.83	25,297,412.19												25,239,323.80
TOTAL (EXCLUDE LAIF AND CASH/CASH EQUIVALENTS)			<u>25,381,052.81</u>	<u>25,437,109.83</u>	<u>25,297,412.19</u>				<u>90,597.36</u>	<u>2,959.24</u>	<u>32,470.72</u>	<u>12,708.43</u>	<u>0.00</u>	<u>443.80</u>	<u>113,762.70</u>	<u>110,803.46</u>	<u>24,789,323.80</u>

SAN MATEO COUNTY TRANSIT DISTRICT
SUMMARY OF BUDGET ACTIVITY FOR JUNE 2017

BUDGET AMENDMENTS

	Amount	Line Item		Description
Jun-17				No Budget Revisions in Jun 2017.
	<u>\$ -</u>	Total	<u>\$ -</u>	Total

BUDGET REVISIONS

	Amount	Line Item		Description
Jun-17				No Budget Revisions in Jun 2017.
	<u>\$ -</u>	Total	<u>\$ -</u>	Total

SAN MATEO COUNTY TRANSIT DISTRICT
1/2 CENT SALES TAX RECEIPTS AND PROJECTIONS
FY2017
June 2017

10/24/17 9:59 AM

Approved Budget			Receipts		Over/(Under)	Current
Date	Amount	Revised	Date	Amount	Budget/Projection	Projection
FY2016:						
1st Quarter	17,607,333	17,607,333	1st Quarter	19,520,600	1,913,267	19,520,600
2nd Quarter	18,895,801	18,895,801	2nd Quarter	20,786,477	1,890,676	20,786,477
3rd Quarter	19,166,840	23,166,840	3rd Quarter	18,179,711	(4,987,129)	18,179,711
4th Quarter	21,330,026	21,330,026	4th Quarter	21,218,285	(111,741)	21,218,285
FY2016 Total	77,000,000	81,000,000	FY2016 Total	79,705,073	(1,294,927)	79,705,073
FY2017:						
Jul. 16	5,919,931		Sep. 16	5,557,900	(362,031)	5,919,931
Aug. 16	5,919,931		Oct. 16	5,557,900	(362,031)	5,919,931
Sep. 16	7,498,579		Nov. 16	7,410,600	(87,979)	7,498,579
3 Months Total	19,338,441	-		18,526,400	(812,041)	19,338,441
Oct. 16	6,455,545		Dec. 16	8,372,576	1,917,031	6,455,545
Nov. 16	6,455,545		Jan. 17	5,971,700	(483,845)	6,455,545
Dec. 16	7,842,500		Feb. 17	7,962,300	119,800	7,842,500
6 Months Total	40,092,031	-		40,832,976	740,945	40,092,031
Jan. 17	6,089,072		Mar. 17	7,519,837	1,430,765	6,089,072
Feb. 17	6,677,683		Apr. 17	4,995,400	(1,682,283)	6,677,683
Mar. 17	8,284,521		May 17	6,660,500	(1,624,021)	8,284,521
9 Months Total	61,143,307	-		60,008,713	(1,134,594)	61,143,307
Apr. 17	7,054,822		Jun. 17	8,126,453	1,071,631	7,054,822
May 17	7,170,544		Jul. 17	5,524,200	(1,646,344)	7,170,544
Jun. 17	7,631,327		Aug. 17	10,693,519	3,062,192	7,631,327
FY2017 Total	83,000,000	-	FY2017 Total	84,352,885	1,352,885	83,000,000
	18,976,410		1st Quarter			
	22,220,611		2nd Quarter			
	22,117,996		3rd Quarter			
	21,037,868		4th Quarter			
	<u>84,352,885</u>		YTD Actual Per Statement of Revenue & Expenses			

**SAN MATEO COUNTY TRANSIT DISTRICT
STAFF REPORT**

TO: Finance Committee

THROUGH: Jim Hartnett
General Manager/CEO

FROM: Derek Hansel
Chief Financial Officer

SUBJECT: **STATEMENT OF REVENUES AND EXPENSES FOR THE PERIOD ENDING
SEPTEMBER 30, 2017**

ACTION

Staff proposes the Committee recommend that the Board accept and enter into the record the Statement of Revenues and Expenses for the month of September 2017 and supplemental information.

This staff report provides a brief discussion of significant items and trends on the attached Statement of Revenues and Expenses through September 30, 2017. The statement has been designed to follow the Agency wide line item rollup as included in the adopted budget. The columns have been designed to provide easy comparison of year to date prior to current actuals for the current fiscal year including dollar and percentage variances. In addition, the current forecast of Revenues and Expenses is compared to the Adopted Budget for Fiscal Year (FY) 2018.

SIGNIFICANCE

Annual Forecast: The Forecast is unchanged from prior months and reflects the FY2018 revised budget.

Year to Date Revenues: As of September year-to-date actual, the Total Sources of Funds (page 1 of the Statement of Revenues and Expenses, line 15) are \$1.4 million higher than the prior year. This is primarily driven by the District ½ cent Sales Tax (page 1, line 10) offset by decline in revenues from Passenger Fares (page 1, line 1), Other Interest, Rent, & Other Income (page 1, line 12), and San Mateo County Measure A & Other (page 1, line 6) due to a reduction in paratransit funding for FY2018.

Year to Date Expenses: As of September year-to-date actual, the Total Uses of Funds (page 1, line 33) are \$6.2 million higher than the prior year-to-date actual. This is primarily due to Total Motorbus expenses which are higher by \$2.7 million (page 1 line 19) due to inclusion of unfunded CalPERS and Other Post-Employment Benefits (OPEB)

liability (this expense, which was incurred in July, will not recur throughout the year), ADA Programs are \$1.2 million higher than prior year (page 1, line 20) due to new insurance claims, and Sales Tax Allocation for Capital Programs (page 1, line 29).

BUDGET IMPACT

The Board of Directors Board adopted the FY2018 Operating Budget on June 7, 2017 pursuant to Resolution 2017-34. Since then staff has identified an increase to Operating Revenues by \$0.9 million driven by increased revenues in Operating Grants due to new funding from California State Department of Transportation (Caltrans) and Federal Transportation Administration (FTA), and Assembly Bill 434, Transportation Authority and Other revenues to reflect an increase in shuttle funding and new funding for the Bay Area Bike Share pilot program. This is offset by an increase of \$1.5 million in Operating Expenditures driven by increased expenses in Motorbus, which reflects the Executive position of Deputy Chief Executive Officer and a 3 percent increase for the Amalgamated Transit Unions 1&2 employees. In total, these changes result in an increased use of reserves for the FY2018 Operating Budget in the amount of \$0.6 million from \$5.4 million to \$6.0 million.

Prepared By:	Melanie Hartanto, Accountant	650-508-6478
	Jeannie Chen, Manager, General Ledger	650-508-6259
	Dapri Hong, FP&A	650-622-8055
	Ryan Hinchman, FP&A Manager	650-508-7733

**SAN MATEO COUNTY TRANSIT DISTRICT
SUMMARY OF REVENUES AND EXPENSES
FISCAL YEAR 2018
SEPTEMBER 2017**

% OF YEAR ELAPSED: 25.0%

	YEAR-TO-DATE				ANNUAL			
	PRIOR ACTUAL	CURRENT ACTUAL	\$ VARIANCE	% VARIANCE	BUDGET*	FORECAST	\$ VARIANCE	% VARIANCE
SOURCES OF FUNDS								
Operating Revenues								
1 Passenger Fares	4,314,042	3,969,746	(344,296)	-8.0%	16,977,116	16,977,116	0	0.0%
2 Local TDA and STA Funds	10,520,279	10,503,367	(16,912)	-0.2%	42,013,473	42,013,473	0	0.0%
3 Pass through to Other Agencies	17,250	207,634	190,384	1103.7%	836,536	836,536	0	0.0%
4 Operating Grants	396,060	443,340	47,280	11.9%	5,309,973	5,309,973	0	0.0%
5 SMCTA Measure A	2,379,057	2,385,766	6,709	0.3%	9,577,753	9,577,753	0	0.0%
6 SM County Measure A & Other	1,250,000	937,500	(312,500)	-25.0%	3,750,000	3,750,000	0	0.0%
7 AB434 Funds, TA Funded Shuttle & Other	27,250	77,250	50,000	183.5%	532,794	532,794	0	0.0%
8 Subtotal - Operating Revenues	18,903,938	18,524,603	(379,336)	-2.0%	78,997,645	78,997,645	0	0.0%
Other Revenue Sources								
10 District 1/2 Cent Sales Tax	18,976,410	21,495,463	2,519,053	13.3%	84,660,000	84,660,000	0	0.0%
11 Investment Interest	555,309	481,717	(73,592)	-13.3%	1,100,312	1,100,312	0	0.0%
12 Other Interest, Rent & Other Income	2,492,034	1,827,181	(664,853)	-26.7%	7,833,196	7,833,196	0	0.0%
13 Subtotal - Other Revenues	22,023,753	23,804,361	1,780,609	8.1%	93,593,508	93,593,508	0	0.0%
14								
15 Total Sources of Funds	40,927,691	42,328,964	1,401,273	3.4%	172,591,153	172,591,153	0	0.0%
16								
USES OF FUNDS								
Operating Expenses								
19 Motor Bus	26,977,984	29,659,368	2,681,384	9.9%	120,354,148	120,354,148	0	0.0%
20 A. D. A. Programs	4,127,306	5,291,689	1,164,383	28.2%	18,407,911	18,407,911	0	0.0%
21 Caltrain	1,620,001	1,542,441	(77,560)	-4.8%	6,191,353	6,191,353	0	0.0%
22 Other Multi-modal Programs	525,823	578,788	52,965	10.1%	2,320,546	2,320,546	0	0.0%
23 Pass through to Other Agencies	17,250	207,634	190,384	1103.7%	836,536	836,536	0	0.0%
24 Land Transfer Interest Expense	0	0	0	0.0%	45,716	45,716	0	0.0%
25 Total Operating Expense	33,268,364	37,279,919	4,011,555	12.1%	148,156,210	148,156,210	0	0.0%
26								
27 Total Operating Surplus/ (Deficit)	7,659,326	5,049,045	(2,610,282)	-34.1%	24,434,943	24,434,943	0	0.0%
28								
29 Sales Tax Allocation - Capital Program **	0	2,197,353	2,197,353	0.0%	8,789,413	8,789,413	0	0.0%
30								
31 Total Debt Service	2,497,011	2,470,077	(26,934)	-1.1%	21,684,044	21,684,044	0	0.0%
32								
33 Total Uses of Funds	35,765,375	41,947,349	6,181,974	17.3%	178,629,667	178,629,667	0	0.0%
34								
35 PROJECTED SURPLUS/ (DEFICIT)	5,162,315	381,615	(4,780,700)	-92.6%	(6,038,515)	(6,038,515)	0	0.0%

This report represents actuals and budgets on budgetary basis.

* Reflects Revised Budget approved by the BOD on Sept 6th, 2017 plus Budget Transfers

** In prior years, sales tax allocation for capital program was not reflected as a separate line on the financial statement.

**SAN MATEO COUNTY TRANSIT DISTRICT
STATEMENT OF REVENUES
FISCAL YEAR 2018
SEPTEMBER 2017**

% OF YEAR ELAPSED: 25.0%

	YEAR-TO-DATE				ANNUAL			
	PRIOR ACTUAL	CURRENT ACTUAL	\$ VARIANCE	% VARIANCE	BUDGET*	FORECAST	\$ VARIANCE	% VARIANCE
OPERATING REVENUES - MOTOR BUS								
1 TOTAL MOTOR BUS FARES	4,125,304	3,748,607	(376,697)	-9.1%	16,235,675	16,235,675	0	0.0%
2 LOCAL (TDA) TRANSIT FUND:								
3 General Operating Assistance	9,385,152	9,110,188	(274,964)	-2.9%	36,440,750	36,440,750	0	0.0%
4 STATE TRANSIT ASSISTANCE:								
5 Local STA Operating Assistance	596,232	827,534	231,302	38.8%	3,310,138	3,310,138	0	0.0%
6 OPERATING GRANTS								
7 TOTAL OPERATING GRANTS	0	0	0	0.0%	1,481,020	1,481,020	0	0.0%
8								
9 DISTRICT 1/2 CENT SALES TAX:								
10 General Operating Assistance	10,394,213	14,206,163	3,811,950	36.7%	56,013,883	56,013,883	0	0.0%
11 Accessibility Fixed Route	240,908	252,192	11,284	4.7%	1,092,576	1,092,576	0	0.0%
12 TOTAL 1/2 CENT SALES TAX	10,635,121	14,458,355	3,823,234	35.9%	57,106,459	57,106,459	0	0.0%
13 INVESTMENT INTEREST INCOME:								
14 Investment Interest Income	427,779	386,769	(41,011)	-9.6%	861,312	861,312	0	0.0%
15								
16 OTHER REVENUE SOURCES:								
17 Overnight Deposits Interest Income	0	0	(0)	-100.0%	608	608	0	0.0%
18 Rental Income	375,856	375,982	125	0.0%	1,400,000	1,400,000	0	0.0%
19 Advertising Income	191,550	349,454	157,903	82.4%	1,210,700	1,210,700	0	0.0%
20 Other Income	1,240,987	402,480	(838,507)	-67.6%	2,307,488	2,307,488	0	0.0%
21 TOTAL OTHER REVENUES	1,808,394	1,127,915	(680,479)	-37.6%	4,918,796	4,918,796	0	0.0%
22 TOTAL MOTOR BUS	26,977,984	29,659,368	2,681,384	9.9%	120,354,148	120,354,148	0	0.0%
23								
24 AMERICAN DISABILITIES ACT:								
25 Passenger Fares Redi-Wheels	188,738	221,139	32,401	17.2%	741,441	741,441	0	0.0%
26 Local TDA 4.5 Redi-Wheels	461,061	479,483	18,422	4.0%	1,917,934	1,917,934	0	0.0%
27 Local STA - Paratransit	77,834	86,162	8,328	10.7%	344,649	344,649	0	0.0%
28 Operating Grants	396,060	443,340	47,280	11.9%	3,828,953	3,828,953	0	0.0%
29 Sales Tax - District ADA Programs	131,114	1,451,289	1,320,175	1006.9%	957,431	957,431	0	0.0%
30 Sales Tax - Paratransit Suppl. Coastside	450,637	429,678	(20,958)	-4.7%	1,842,100	1,842,100	0	0.0%
31 Interest Income - Paratransit Fund	127,529	94,949	(32,580)	-25.5%	239,000	239,000	0	0.0%
32 SMCTA Measure A Redi-Wheels	759,056	843,325	84,268	11.1%	3,386,400	3,386,400	0	0.0%
33 SM County Measure A & Other	1,250,000	937,500	(312,500)	-25.0%	3,750,000	3,750,000	0	0.0%
34 Measure M Paratransit	285,277	304,824	19,547	6.9%	1,400,000	1,400,000	0	0.0%
35 TOTAL ADA PROGRAMS	4,127,306	5,291,689	1,164,383	28.2%	18,407,911	18,407,911	0	0.0%
36								
37 MULTI-MODAL TRANSIT PROGRAMS:								
38 Transfer from SMCTA for Caltrain	1,620,001	1,542,441	(77,560)	-4.8%	6,191,353	6,191,353	0	0.0%
39 AB434 Funds, TA Funded Shuttle & Other	27,250	77,250	50,000	183.5%	460,013	460,013	0	0.0%
40 Employer SamTrans Shuttle Funds	398,363	394,442	(3,921)	-1.0%	1,514,400	1,514,400	0	0.0%
41 Sales Tax - SamTrans Shuttle Program	57,663	65,929	8,266	14.3%	103,352	103,352	0	0.0%
42 Bay Area Bike Share Pilot Program	0	0	0	0.0%	72,781	72,781	0	0.0%
43 Sales Tax - Gen. Operating Asst.	42,548	41,166	(1,382)	-3.2%	170,000	170,000	0	0.0%
44								
45 TOTAL MULTIMODAL	2,145,825	2,121,229	(24,596)	-1.1%	8,511,899	8,511,899	0	0.0%
46								
47 TOTAL REVENUES	33,251,114	37,072,286	3,821,171	11.5%	147,273,958	147,273,958	0	0.0%

* Reflects Revised Budget approved by the BOD on Sept 6th, 2017 plus Budget Transfers

**SAN MATEO COUNTY TRANSIT DISTRICT
OPERATING EXPENSES
FISCAL YEAR 2018
SEPTEMBER 2017**

% OF YEAR ELAPSED: **25.0%**

<u>EXPENSES</u>	YEAR-TO-DATE				ANNUAL			
	PRIOR ACTUAL	CURRENT ACTUAL	\$ VARIANCE	% VARIANCE	BUDGET*	FORECAST	\$ VARIANCE	% VARIANCE
DISTRICT OPERATED BUSES								
1 Wages & Benefits	16,101,722	17,628,779	1,527,056	9.5%	60,110,245	60,110,245	0	0.0%
2								
3 Services:								
4 Board of Directors	11,358	14,001	2,643	23.3%	86,000	86,000	0	0.0%
5 Contracted Vehicle Maintenance	220,782	257,689	36,907	16.7%	1,335,850	1,335,850	0	0.0%
6 Property Maintenance	216,312	225,947	9,635	4.5%	1,055,500	1,055,500	0	0.0%
7 Professional Services	832,743	481,467	(351,275)	-42.2%	5,322,204	5,322,204	0	0.0%
8 Technical Services	1,325,820	1,305,855	(19,964)	-1.5%	7,565,480	7,565,480	0	0.0%
9 Other Services	217,687	608,931	391,244	179.7%	3,210,668	3,210,668	0	0.0%
10								
11 Materials & Supply:								
12 Fuel and Lubricants	691,892	666,471	(25,421)	-3.7%	3,783,600	3,783,600	0	0.0%
13 Bus Parts and Materials	419,614	431,852	12,238	2.9%	2,038,233	2,038,233	0	0.0%
14 Uniforms and Driver Expense	91,054	73,624	(17,431)	-19.1%	533,731	533,731	0	0.0%
15 Timetables and Tickets	15,467	13,887	(1,580)	-10.2%	326,500	326,500	0	0.0%
16 Office Supplies / Printing	64,776	77,175	12,399	19.1%	489,412	489,412	0	0.0%
17 Other Materials and Supply	30,770	35,275	4,504	14.6%	160,000	160,000	0	0.0%
18								
19 Utilities:								
20 Telecommunications	105,696	104,834	(861)	-0.8%	745,491	745,491	0	0.0%
21 Other Utilities	298,971	304,381	5,410	1.8%	1,140,000	1,140,000	0	0.0%
22 Insurance Costs	189,910	995,680	805,769	424.3%	3,042,164	3,042,164	0	0.0%
23 Workers' Compensation	845,094	788,317	(56,777)	-6.7%	3,666,068	3,666,068	0	0.0%
24 Taxes and License Fees	128,894	159,074	30,180	23.4%	779,823	779,823	0	0.0%
25 Fixed Route Accessibility	240,908	252,192	11,285	4.7%	1,092,576	1,092,576	0	0.0%
26 Leases and Rentals	37,780	32,323	(5,456)	-14.4%	182,670	182,670	0	0.0%
27 Promotional and Legal Advertising	77,115	59,969	(17,146)	-22.2%	869,000	869,000	0	0.0%
28 Training and Business Travel	46,326	30,667	(15,659)	-33.8%	878,513	878,513	0	0.0%
29 Dues and Membership	24,993	21,423	(3,570)	-14.3%	159,043	159,043	0	0.0%
30 Postage and Other	9,594	5,080	(4,514)	-47.1%	137,359	137,359	0	0.0%
31								
32 Total District Operated Buses	22,245,277	24,574,892	2,329,615	10.5%	98,710,130	98,710,130	0	0.0%
33								
34 CONTRACTED BUS SERVICES								
35 Contracted Urban Bus Service	3,908,084	4,228,779	320,695	8.2%	17,987,300	17,987,300	0	0.0%
36 Other Related Costs	138,075	112,764	(25,311)	-18.3%	358,694	358,694	0	0.0%
37 Insurance Costs	109,253	178,145	68,892	63.1%	773,422	773,422	0	0.0%
38 Coastside Services	421,837	412,495	(9,342)	-2.2%	1,954,500	1,954,500	0	0.0%
39 Redi Coast Non-ADA	71,116	61,832	(9,283)	-13.1%	253,100	253,100	0	0.0%
40 Other Related Costs	26,870	30,569	3,699	13.8%	116,884	116,884	0	0.0%
41 La Honda - Pescadero	14,700	13,125	(1,575)	-10.7%	55,130	55,130	0	0.0%
42 SamCoast - Pescadero	35,889	44,653	8,764	24.4%	138,350	138,350	0	0.0%
43 Other Related Cost - SamCoast	6,884	2,114	(4,770)	-69.3%	6,638	6,638	0	0.0%
44 Total Contracted Bus Service	4,732,707	5,084,476	351,769	7.4%	21,644,018	21,644,018	0	0.0%
45								
46 TOTAL MOTOR BUS	26,977,984	29,659,368	2,681,384	9.9%	120,354,148	120,354,148	0	0.0%

* Reflects Adopted Budget approved by the Board on June 7, 2017

**SAN MATEO COUNTY TRANSIT DISTRICT
OPERATING EXPENSES
FISCAL YEAR 2018
SEPTEMBER 2017**

% OF YEAR ELAPSED: 25.0%

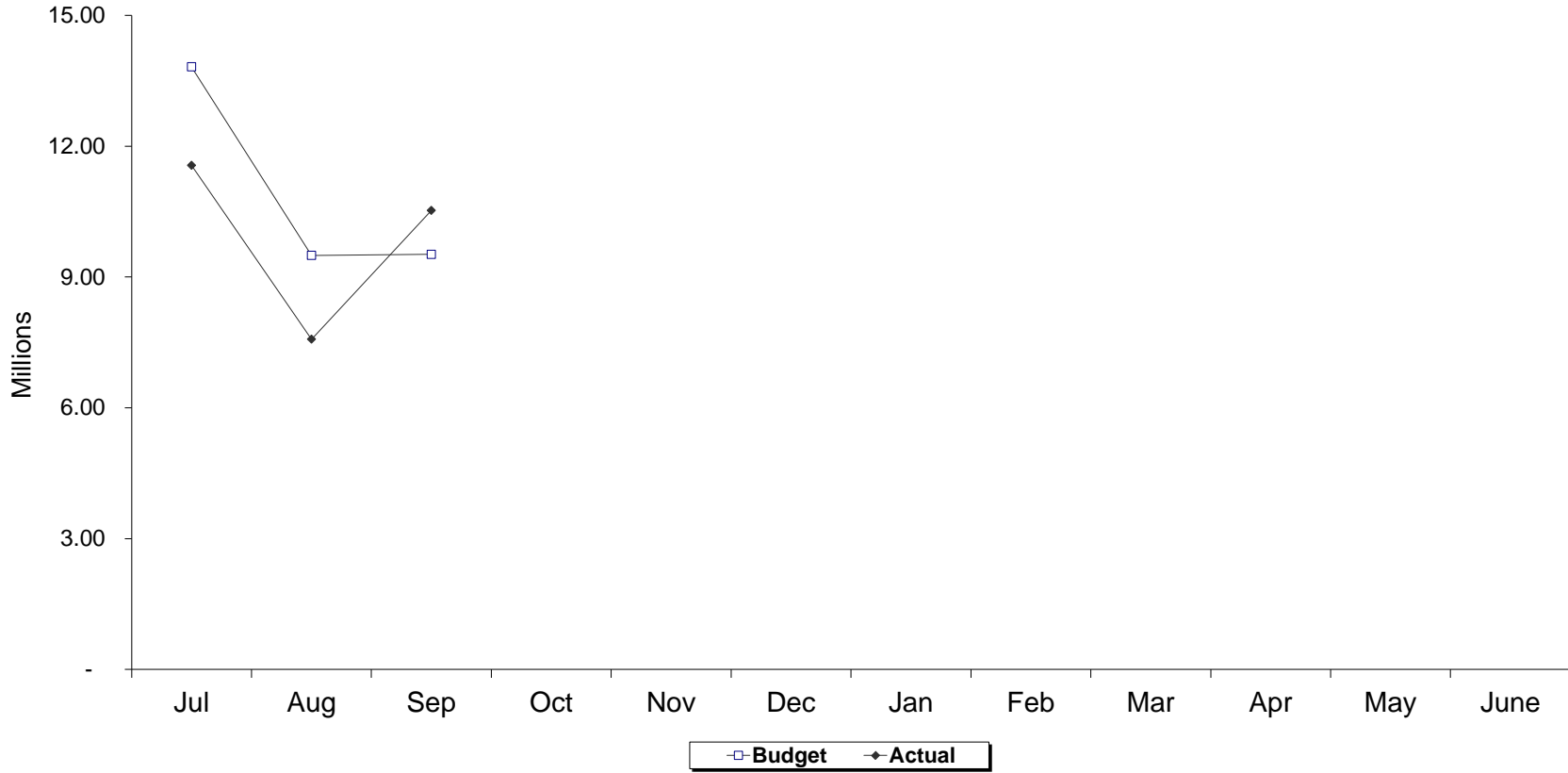
EXPENSES	YEAR-TO-DATE				ANNUAL			
	PRIOR ACTUAL	CURRENT ACTUAL	\$ VARIANCE	% VARIANCE	BUDGET*	FORECAST	\$ VARIANCE	% VARIANCE
AMERICAN DISABILITY ACT PROGRAMS								
Elderly & Disabled/Redi-Wheels	1,306,779	1,372,566	65,787	5.0%	7,716,600	7,716,600	0	0.0%
Other Related Costs	733,259	757,276	24,017	3.3%	3,030,191	3,030,191	0	0.0%
ADA Sedans / Taxi Service	1,275,176	1,210,085	(65,091)	-5.1%	3,704,208	3,704,208	0	0.0%
ADA Accessibility Support	273,005	298,913	25,908	9.5%	1,505,855	1,505,855	0	0.0%
Coastside ADA Support	450,637	429,678	(20,958)	-4.7%	1,842,100	1,842,100	0	0.0%
Insurance Costs	88,451	1,223,171	1,134,720	1282.9%	608,957	608,957	0	0.0%
TOTAL ADA PROGRAMS	4,127,306	5,291,689	1,164,383	28.2%	18,407,911	18,407,911	0	0.0%
MULTI-MODAL TRANSIT PROGRAMS								
CALTRAIN SERVICE								
Peninsula Rail Service	1,620,001	1,542,441	(77,560)	-4.8%	6,191,353	6,191,353	0	0.0%
Total Caltrain Service	1,620,001	1,542,441	(77,560)	-4.8%	6,191,353	6,191,353	0	0.0%
OTHER SUPPORT								
SamTrans Shuttle Service	483,276	537,621	54,345	11.2%	2,077,765	2,077,765	0	0.0%
Bicycle Coordinating Activities	0	0	0	0.0%	72,781	72,781	0	0.0%
Maintenance Multimodal Facilities	42,547	41,167	(1,381)	-3.2%	170,000	170,000	0	0.0%
Total Other Support	525,823	578,788	52,965	10.1%	2,320,546	2,320,546	0	0.0%
TOTAL MULTI-MODAL PROGRAMS	2,145,825	2,121,229	(24,596)	-1.1%	8,511,899	8,511,899	0	0.0%
TOTAL OPERATING EXPENSES	33,251,114	37,072,286	3,821,171	11.5%	147,273,958	147,273,958	0	0.0%

* Reflects Revised Budget approved by the BOD on Sept 6th, 2017 plus Budget Transfers

SAN MATEO COUNTY TRANSIT DISTRICT

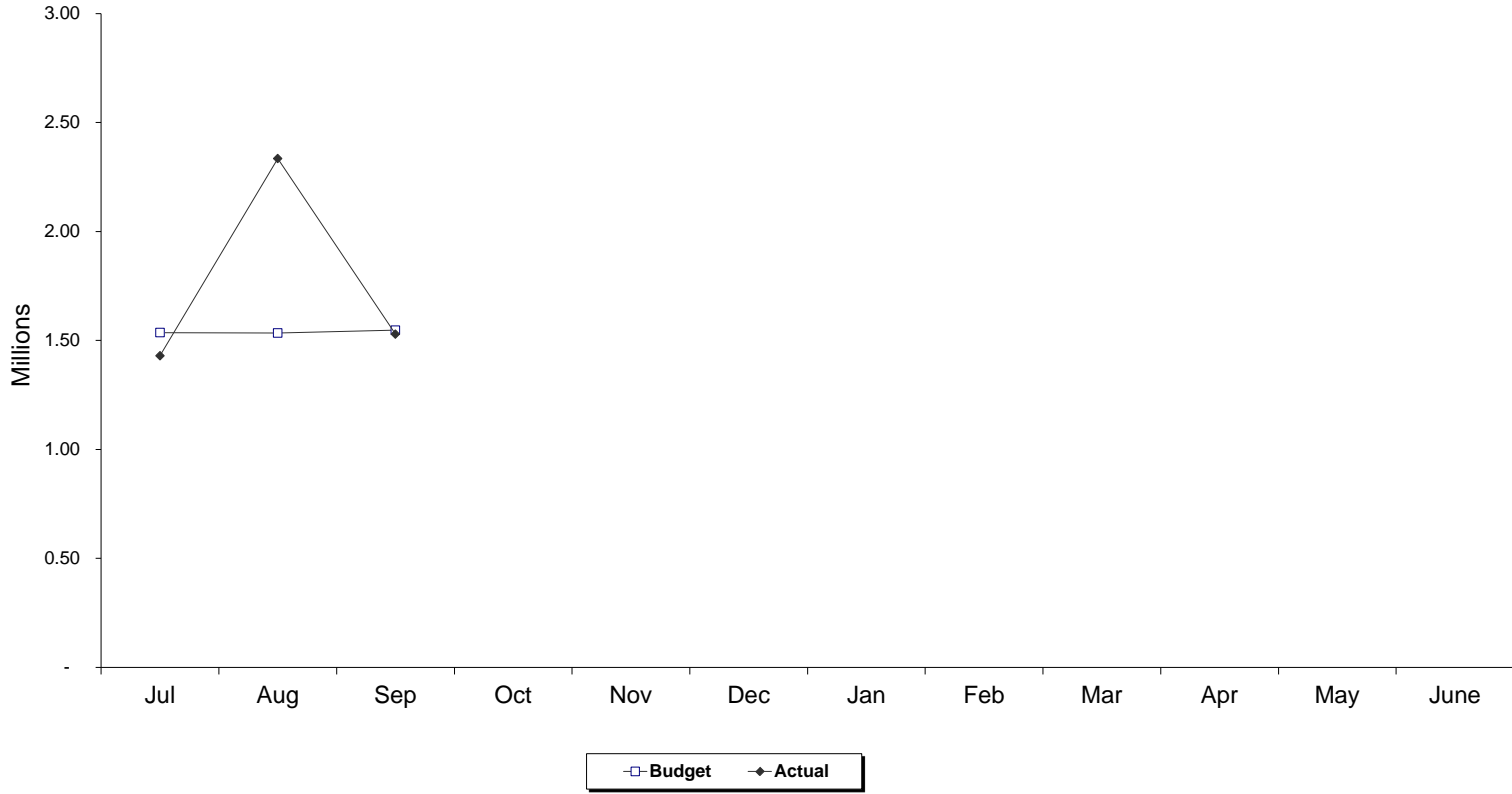
MOTOR BUS MONTHLY EXPENSES - BUDGET VS ACTUAL

FISCAL YEAR 2018



	Jul	Aug	Sep	Oct	Nov	Dec	Jan	Feb	Mar	Apr	May	June
MONTHLY EXPENSES												
Budget	13,819,983	9,495,283	9,520,016									
Actual	11,560,304	7,573,200	10,525,864									
CUMULATIVE EXPENSES												
Budget	13,819,983	23,315,266	32,835,282									
Actual	11,560,304	19,133,503	29,659,368									
Variance - F(U)	2,259,679	4,181,762	3,175,915									
Variance %	16.35%	17.94%	9.67%									

SAN MATEO COUNTY TRANSIT DISTRICT
ADA PROGRAM MONTHLY EXPENSES - BUDGET VS ACTUAL
FISCAL YEAR 2018

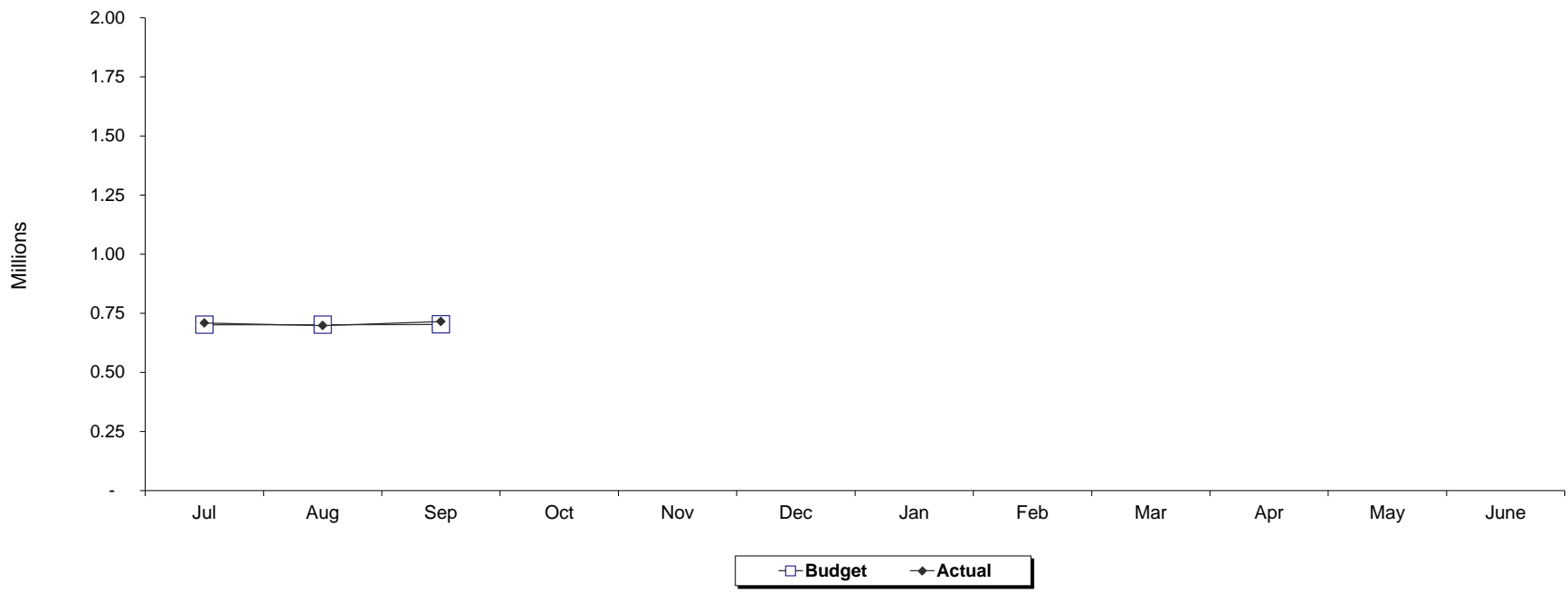


	July	Aug	Sept	Oct	Nov	Dec	Jan	Feb	Mar	Apr	May	June
MONTHLY EXPENSES												
Budget	1,536,055	1,533,805	1,546,999									
Actual	1,429,022	2,334,351	1,528,316									
CUMULATIVE EXPENSES												
Budget	1,536,055	3,069,860	4,616,860									
Actual	1,429,022	3,763,373	5,291,689									
Variance - F(U)	107,033	(693,513)	(674,829)									
Variance %	6.97%	-22.59%	-14.62%									

SAN MATEO COUNTY TRANSIT DISTRICT

MULTIMODAL MONTHLY EXPENSES - BUDGET VS ACTUAL

FISCAL YEAR 2018



	Jul	Aug	Sep	Oct	Nov	Dec	Jan	Feb	Mar	Apr	May	June
MONTHLY EXPENSES												
Budget	701,977	701,977	702,977									
Actual	708,355	697,901	714,972									
CUMULATIVE EXPENSES												
Budget	701,977	1,403,953	2,106,930									
Actual	708,355	1,406,257	2,121,229									
Variance - F(U)	(6,378)	(2,303)	(14,299)									
Variance %	-0.91%	-0.16%	-0.68%									

SAN MATEO COUNTY TRANSIT DISTRICT

INTEREST ON INVESTMENTS

September 30, 2017

DESCRIPTION	TOTAL INVESTMENT 9-30-17	INTEREST RECEIVABLE 8-31-17	PREPAID INT RECEIVABLE 9-30-17	INTEREST EARNED 9-30-17	INTEREST RECEIVED 9-30-17	ADJ.	INTEREST RECEIVABLE 9-30-17
RESERVE FOR CAPITAL PROJ	0.00	(0.00)	0.00	0.00	0.00	0.00	(0.00)
LAIF -- CAPITAL PROJ	77,758.01	140.93	0.00	71.00	0.00	0.00	211.93
REIMB SECURITIES -- L76R	89,665,181.98	251,689.54	0.00	142,431.35	56,106.48	200.80	338,215.21
LAIF -- REIMB FUNDS L76R	8,011,023.54	19.98	0.00	5,610.72	0.00	0.00	5,630.70
PARATRANSIT FUNDS	25,397,007.84	66,460.69	0.00	39,456.86	20,607.75	64.24	85,374.04
LAIF -- PARATRANSIT	1,041,632.87	1,887.89	0.00	951.17	0.00	0.00	2,839.06
BANK OF AMERICA	34,196,690.12	0.00	0.00	3,918.54	3,918.54	0.00	0.00
WELLS FARGO	5,908.00	0.00	0.00	0.00	0.00	0.00	0.00
US Bank - Custodian account	8,462,451.97	4,008.43	0.00	4,116.16	4,008.43	0.00	4,116.16
Debt Service Reserves							
Held by Trustee:	7,217,991.08	0.00	0.00	0.00	0.00	0.00	0.00
	<u>174,075,645.41</u>	<u>324,207.46</u>	<u>0.00</u>	<u>196,555.80</u>	<u>84,641.20</u>	<u>265.04</u>	<u>436,387.10</u>

SEPTEMBER 2017 -- SUMMARY OF INTEREST & CAPITAL GAIN

Interest Earned 9/30/17	196,820.84
Add:	
CEO Interest	0.00
Less:	
Trust Fees	(675.83)
Capital Gain(Loss)	<u>(22,290.60)</u>
Total Interest & Capital Gain(Loss)	<u>173,854.41</u>

YEAR TO DATE -- SUMMARY

Interest Earned	559,174.23
Add:	
CEO Interest	
Less:	
Trust Fees	(1,958.38)
Capital Gain(Loss)	<u>(68,369.29)</u>
Total Interest & Capital Gain(Loss)	<u>488,846.56</u>

Balance Per Ledger as of 9/30/17

Deferred Int Acct. 210852/3	11,990.75
Interest Acct. 409101	547,183.48
Less Trust Fees 530045	(1,958.38)
Gain(Loss) Acct. 405210	<u>(68,369.29)</u>
	<u>488,846.56</u>

**SAN MATEO COUNTY TRANSIT DISTRICT
BOND REIMBURSED FUNDS -- INTEREST ON SECURITIES -- L76R
September 30, 2017**

TYPE OF SECURITY	CUSIP #	SETTLE DATE	ORIGINAL PURCHASE PRICE	MARKET VALUE 9-30-17	MATURITY/CALL DATE	INT RATE	RATE/DAY	INTEREST REC'BLE 8-31-17	PREPAID INT REC'BLE 9-30-17	INTEREST EARNED 9-30-17	INTEREST RECEIVED 9-30-17	PP INTEREST RECEIVED DATE	ADJ.	INTEREST REC'BLE 9-30-17	INT REC'BLE LESS PREPAID 9-30-17	PAR VALUE
U.S. TREASURY NOTES AND BONDS																
US TREASURY NOTE	912828T5	03-25-15	64,987.30	64,812.09	04-30-19	1.250%	2.2569	273.78		67.71			(1.48)	340.01	340.01	65,000.00
US TREASURY NOTE	912828V4	12-07-15	3,770,608.60	3,799,555.36	05-31-20	1.375%	145.9028	13,346.52		4,377.08			(71.76)	17,651.84	17,651.84	3,820,000.00
US TREASURY NOTE	912828V4	12-07-15	572,500.78	577,349.22	09-29-17	1.375%	22.1528	2,026.43		642.43	2,636.54		(32.32)	0.00	0.00	580,000.00
US TREASURY NOTE	912828V2	05-18-16	1,705,623.04	1,667,917.35	07-31-20	2.000%	91.6667	2,869.57		2,750.00			(59.79)	5,559.78	5,559.78	1,650,000.00
US TREASURY NOTE	912828V2	05-18-16	568,541.02	558,164.06	09-18-17	2.000%	30.5556	956.52		550.00	1,464.67		(41.85)	(0.00)	(0.00)	550,000.00
US TREASURY NOTE	912828L2	06-29-16	417,495.32	407,181.25	08-31-20	1.375%	15.6597	46.21		469.79			(7.70)	508.30	508.30	410,000.00
US TREASURY NOTE	912828L2	06-29-16	661,882.81	649,441.41	09-07-17	1.375%	24.8264	73.26		148.96	172.82		(49.40)	(0.00)	(0.00)	650,000.00
US TREASURY NOTE	912828L2	06-29-16	448,043.95	439,776.56	09-08-17	1.375%	16.8056	49.59		134.44	133.70		(50.33)	0.00	0.00	440,000.00
US TREASURY NOTE	912828Q7	01-05-17	1,960,312.50	1,974,688.00	04-30-21	1.375%	76.3889	9,266.30		2,291.67			(49.82)	11,508.15	11,508.15	2,000,000.00
US TREASURY NOTE	912828R7	03-17-17	1,363,632.81	1,381,077.60	05-31-21	1.375%	53.4722	4,891.39		1,604.17			(26.30)	6,469.26	6,469.26	1,400,000.00
US TREASURY NOTE	912828D72	04-05-17	1,007,734.38	1,007,969.00	08-31-21	2.000%	55.5556	185.97		1,666.67			(36.24)	1,816.40	1,816.40	1,000,000.00
US TREASURY NOTE	912828D72	06-29-17	1,516,347.66	1,511,953.50	08-31-21	2.000%	83.3333	118.00		2,500.00			(54.35)	2,563.65	2,563.65	1,500,000.00
US TREASURY NOTE	912828D72	07-11-17	2,213,320.31	2,217,531.80	08-31-21	2.000%	122.2222	717.76		3,666.67			(79.71)	4,304.72	4,304.72	2,200,000.00
US TREASURY NOTE	912828T67	08-03-17	1,520,271.48	1,515,366.80	10-31-21	1.250%	53.8194	6,550.16		1,614.58			(25.62)	8,139.12	8,139.12	1,550,000.00
US TREASURY NOTE	912828T67	08-31-17	3,051,078.13	3,030,733.60	10-31-21	1.250%	107.6389	13,142.46		3,229.17			(53.78)	16,317.85	16,317.85	3,100,000.00
																20.87%
GOVERNMENT BONDS																
FHLMC	3137EAE81	07-20-16	2,693,466.00	2,668,742.10	07-19-19	0.875%	65.6250	2,756.25		1,968.75			0.01	4,725.01	4,725.01	2,700,000.00
FNMA	3135G0N33	08-02-16	1,597,312.00	1,581,134.40	08-02-19	0.875%	38.8889	1,127.78		1,166.67			(0.01)	2,294.44	2,294.44	1,600,000.00
FHNB GLOBAL NOTE	3130ABY72	08-04-16	449,136.00	444,676.05	08-05-19	0.875%	10.9375	284.38		328.13			(0.01)	612.50	612.50	450,000.00
FHMA NOTES	3135G0P49	09-02-16	2,695,788.00	2,673,545.40	08-28-19	1.000%	75.0000	225.00		2,250.00				2,475.00	2,475.00	2,700,000.00
FHNB GLOBAL NOTE	3130A9E72	09-08-16	2,697,651.00	2,671,952.40	09-26-16	1.000%	75.0000	11,625.00		2,250.00	13,500.00			375.00	375.00	2,700,000.00
FHMA NOTES	3135G0T29	02-28-17	1,299,168.00	1,296,908.60	02-28-20	1.500%	54.1667	162.50		1,625.00				1,787.50	1,787.50	1,300,000.00
FHLMC AGENCY	3137EAEF2	04-20-17	1,295,554.00	1,291,717.70	04-20-20	1.375%	49.6528	6,504.51		1,489.58			0.01	7,994.10	7,994.10	1,300,000.00
FHMA NOTES	3135G0T60	08-01-17	1,495,455.00	1,491,801.00	07-30-20	1.500%	62.5000	1,875.00		1,875.00				3,750.00	3,750.00	1,500,000.00
FHNB NOTES	3130ACE26	09-07-17	438,587.60	435,790.96	09-28-20	1.375%	16.8056			386.53		336.11		50.42	50.42	440,000.00
FHNB NOTES	3137EAE41	09-29-17	578,950.20	578,518.68	09-29-20	1.625%	26.1806			52.36				52.36	52.36	580,000.00
FHNB GLOBAL NOTE	3130ABQ55	07-15-16	2,683,581.30	2,637,543.60	07-14-21	1.125%	84.3750	3,965.63		2,531.25				6,496.88	6,496.88	2,700,000.00
FNMA NOTES	3135G0N82	08-19-16	473,375.03	464,792.25	08-17-21	1.250%	16.4931	230.90		494.79			0.01	725.70	725.70	475,000.00
FNMA NOTES	3135G0N82	08-19-16	1,518,823.75	1,492,227.75	08-17-21	1.250%	52.9514	741.32		1,588.54				2,329.86	2,329.86	1,525,000.00
																22.29%
CORPORATE NOTE																
BEAR STEARNS CO INC. NOTE	073902PR3	11-22-16	1,147,091.00	1,100,000.00	10-02-17	6.400%	195.5556	29,137.78		5,866.67			(0.01)	35,004.44	35,004.44	1,100,000.00
JOHN DEERE CAPITAL CORP	24422ESR1	11-22-16	1,557,207.50	1,550,562.65	12-15-17	1.550%	66.7361	5,071.94		2,002.08			0.01	7,074.03	7,074.03	1,550,000.00
JOHN DEERE CAPITAL CORP	24422ETM1	01-06-17	799,480.00	800,488.80	10-15-18	1.650%	36.6667	4,986.67		1,100.00				6,086.67	6,086.67	800,000.00
TOYOTA MOTOR CORP	89236TDM4	01-09-17	1,099,615.00	1,100,257.40	01-09-19	1.700%	51.9444	2,701.11		1,558.33				4,259.44	4,259.44	1,100,000.00
BERKSHIRE HATHWAY GLOBAL N	084670BL1	12-23-16	1,810,188.00	1,817,478.00	08-14-19	2.100%	105.0000	1,785.00		3,375.00				4,935.00	4,935.00	1,800,000.00
AMERICAN HONDA FINANCE GU	02665WHAA4	12-20-16	1,808,946.00	1,814,283.00	08-15-19	2.250%	112.5000	1,800.00		3,375.00				5,175.00	5,175.00	1,800,000.00
TOYOTA MOTOR CORP NOTES	89236TDH5	10-18-16	669,665.00	666,388.03	10-18-19	1.550%	28.8472	3,836.68		865.42				4,702.10	4,702.10	670,000.00
AMERICAN EXP CREDIT CORP	0258MOEC9	10-31-16	499,405.00	498,428.50	10-30-19	1.700%	23.6111	2,856.94		708.33			0.01	3,565.28	3,565.28	500,000.00
AMERICAN EXP CREDIT CORP	0258MOEC9	10-31-16	1,100,209.00	1,096,542.70	10-30-19	1.700%	51.9444	6,285.28		1,558.33				7,843.61	7,843.61	1,100,000.00
PEIZER INC CORP NOTE	717081EB5	11-21-16	1,184,146.80	1,184,369.58	12-15-19	1.700%	55.9583	4,252.83		1,678.75				5,931.58	5,931.58	1,185,000.00
CITIGROUP INC	172967LF6	01-10-17	899,640.00	907,145.10	01-10-20	2.450%	61.2500	3,123.75		1,837.50				4,961.25	4,961.25	900,000.00
MICROSOFT CORP	559918BV5	02-06-17	899,397.00	903,705.30	02-06-20	1.850%	46.2500	1,156.25		1,387.50				2,543.75	2,543.75	900,000.00
WALT DISNEY CO CORP NOTES	254689DP8	03-06-17	379,901.20	381,266.54	03-04-20	1.950%	20.5833	3,602.08		617.50	3,663.83			555.75	555.75	380,000.00
APPLE INC BONDS	037833CS7	05-11-17	819,163.60	820,369.00	05-11-20	1.800%	41.0000	4,510.00		1,230.00				5,740.00	5,740.00	820,000.00
HOME DEPOT INC CORP NOTES	437076BQ4	06-05-17	449,739.00	450,328.95	06-05-20	1.800%	22.5000	1,935.00		675.00				2,610.00	2,610.00	450,000.00
MORGAN STANLEY CORP NOTE	6174467P8	11-10-16	2,009,250.00	1,955,358.00	07-24-20	5.500%	275.0000	10,175.00		8,250.00				18,425.00	18,425.00	1,800,000.00
CATERPILLAR FINL SERVICE NOTI	14913Q2A6	09-07-17	649,454.00	647,000.90	09-04-20	1.850%	33.4028	0.00		801.67				801.67	801.67	650,000.00
GOLDMAN SACHS GROUP CORP	3814GG01	11-28-16	1,765,872.00	1,758,104.00	07-27-21	5.250%	233.3333	7,933.33		7,000.00				14,933.33	14,933.33	1,600,000.00
BANK OF AMERICA CORP	06051GG52	09-18-17	550,000.00	548,851.05	10-01-21	2.328%	35.5667	0.00		462.37				462.37	462.37	550,000.00
JOHN DEERE CAPITAL CORP	24422EL3	03-15-17	448,015.50	456,038.55	01-06-22	2.650%	33.1250	1,821.88		993.75				2,815.63	2,815.63	450,000.00
JPMORGAN CHASES & CO CORP	46625HJ03	05-26-17	973,638.00	975,159.90	01-24-22	4.500%	112.5000	4,162.50		3,375.00				7,537.50	7,537.50	900,000.00
																23.44%
COMMERCIAL PAPER																
Bank of Montreal Chicago	0636GWF2	12-22-16	1,781,763.65	1,799,573.10	09-08-17	0.000%		0.00		17,809.45	17,809.45			0.00	0.00	1,800,000.00
CANADIAN IMPERIAL HDING	13607EXD6	01-19-17	1,781,510.25	1,799,168.40	10-13-17	0.000%		0.00		0.00				0.00	0.00	1,800,000.00
BANK OF TOKYO MITSUBISHI UF	065388XP3	04-21-17	993,011.11	999,195.00	10-23-17	0.000%		0.00		0.00				0.00	0.00	1,000,000.00
CREDIT AGRICOLE CIB NY	22533TYL4	05-23-17	1,788,144.50	1,796,940.00	11-20-17	0.000%		0.00		0.00				0.00	0.00	1,800,000.00
BANK OF TOKYO MITSUBISHI U	06538CBG5	05-23-17	791,212.67	795,604.00	02-16-18	0.000%		0.00		0.00				0.00	0.00	800,000.00
BNP PARIBAS NY BRANCH COM	09659CCT1	07-07-17	1,781,775.00	1,788,775.20	03-07-18	0.000%		0.00		0.00				0.00	0.00	1,800,000.00
BANK OF MONTREAL CHICAGO (

**SAN MATEO COUNTY TRANSIT DISTRICT
BOND REIMBURSED FUNDS -- INTEREST ON SECURITIES -- L76R
September 30, 2017**

TYPE OF SECURITY	CUSIP #	SETTLE DATE	ORIGINAL PURCHASE PRICE	MARKET VALUE 9-30-17	MATURITY/CALL DATE	INT RATE	RATE/DAY	INTEREST REC'VBLE 8-31-17	PREPAID INT REC'VBLE 9-30-17	INTEREST EARNED 9-30-17	INTEREST RECEIVED 9-30-17	PP INTEREST RECEIVED DATE	ADJ.	INTEREST REC'VBLE 9-30-17	INT REC'VBLE LESS PREPAID 9-30-17	PAR VALUE
<u>CERTIFICATION OF DEPOSIT</u>																
CANADIAN IMPERIAL BANK NY C 13606A527		12-05-16	1,798,596.00	1,804,537.80	11-30-18	1.760%	88.0000	8,272.00		2,640.00				10,912.00	10,912.00	1,800,000.00
TOYOTA BANK FINLAND NY 65558LWA6		12-05-16	1,800,000.00	1,804,537.80	11-30-18	1.760%	88.0000	8,008.00		2,640.00				10,648.00	10,648.00	1,800,000.00
SVENSKA HANDELSBANKENY LT 86958JH88		01-12-17	1,800,000.00	1,794,231.00	01-10-19	1.890%	94.5000	5,008.50		2,835.00				7,843.50	7,843.50	1,800,000.00
BANK OF NOVA SCOTIA HOUSTC 06417GUE6		04-06-17	1,800,000.00	1,797,658.20	04-05-19	1.910%	95.5000	14,134.00		2,865.00				16,999.00	16,999.00	1,800,000.00
SUMITOMO MITSUI BANK NY CC 86563YVNO		05-04-17	1,500,000.00	1,502,805.00	05-03-19	2.050%	85.4167	9,993.75		2,562.50				12,556.25	12,556.25	1,500,000.00
																9.71%
<u>ASSET-BACKED SECURITY/COLLATERALIZED MORTGAGE OBLIGATION</u>																
CCCT 2017-A2 A2	17305EGA7	01-26-17	1,549,703.18	1,551,487.38	01-17-21	1.740%	74.9167	3,296.33		2,247.50				5,543.83	5,543.83	1,550,000.00
TOYOTA ABS 2017-A A3	89238MAD0	03-15-17	449,947.04	449,715.47	02-15-21	1.730%	21.6250	346.00		648.75	648.75			346.00	346.00	450,000.00
ALLY ABS 2017-1 A3	0200PAC7	01-31-17	404,964.60	404,492.41	06-15-21	1.700%	19.1250	306.01		573.75	573.75			306.01	306.01	405,000.00
FORD ABS 2017-A A3	34531EAD8	01-25-17	1,199,995.56	1,198,114.44	06-25-21	1.670%	55.6667	890.67		1,670.00	1,670.00			890.67	890.67	1,200,000.00
TOYOTA ABS 2017-B A3	89190BAD0	05-17-17	1,799,861.94	1,799,790.48	07-15-21	1.760%	88.0000	1,408.00		2,640.00	2,640.00			1,408.00	1,408.00	1,800,000.00
ALLY ABS 2017-2 A3	02007HAC5	03-29-17	1,444,829.63	1,444,257.27	08-15-21	1.780%	71.4472	1,143.16		2,143.42	2,143.42			1,143.16	1,143.16	1,445,000.00
HAROT 2017-2 A3	43814PAC4	09-29-17	329,964.26	329,659.54	09-18-21	1.790%	16.4083			32.82				32.82	32.82	330,000.00
JOHN DEERE ABS 2017-B A3	47788BAD6	07-18-17	599,956.08	599,604.90	10-15-21	1.820%	30.3333	1,304.33		910.00	1,729.00			485.33	485.33	600,000.00
AMXCA 2017-4 A	02582JH6	05-30-17	679,891.06	679,182.44	12-15-21	1.640%	30.9778	498.67		929.33	929.33			498.67	498.67	680,000.00
CCCT 2017-A3 A3	17305EG85	05-22-17	902,403.00	900,562.86	04-07-22	1.920%	48.0000	6,720.00		1,440.00				8,160.00	8,160.00	900,000.00
																10.45%
<u>FEDERAL AGENCY COLLATERALIZED MORTGAGE OBLIGATION</u>																
FNMA	3136ANJY4	4-30-15	274,817.22	271,953.13	04-01-18	1.550%	11.7153	568.06		351.46	568.06			351.46	351.46	272,097.23
FNMA	3136ANJY4	4-30-15	169,371.07	167,694.73	09-25-17	1.550%	7.2202			0.00				0.00	0.00	167,694.73
FANNIE MEA	3136AQDQ0	10-30-15	600,156.71	593,848.67	09-01-19	1.646%	27.1684	181.64		815.05	1,022.87		841.23	815.05	815.05	594,206.38
FANNIE MEA	3136AQDQ0	10-30-15	68,581.24	67,901.28	09-25-17	1.646%	3.1046			0.00				0.00	0.00	67,901.28
FNA 2014-M6 A2	3136AJ7G5	12-15-16	2,040,468.75	2,038,179.80	05-25-21	2.679%	148.8333	4,464.21		4,464.18	4,464.18			4,464.21	4,464.21	2,000,000.00
																3.20%
<u>CASH AND CASH EQUIVALENTS</u>																
MONEY MARKET FUND	31846V534		268,031.65	268,031.65				61.78		170.34	61.78			170.34	170.34	
LAIF			8,011,023.54	8,011,023.54				19.98		5,610.72				5,630.70	5,630.70	8,011,023.54
<u>MATURED/CALLED</u>																
US TREASURY NOTE	912828VF4	12-07-15	(572,500.78)	(577,349.22)	09-29-17											(580,000.00)
US TREASURY NOTE	912828VP2	05-18-16	(568,541.02)	(558,164.06)	09-18-17											(550,000.00)
US TREASURY NOTE	912828L32	06-29-16	(661,882.81)	(649,441.41)	09-07-17											(650,000.00)
US TREASURY NOTE	912828L32	06-29-16	(448,043.95)	(439,776.56)	09-08-17											(440,000.00)
Bank of Montreal Chicago	0636GWF2	12-22-16	(1,781,763.65)	(1,799,573.10)	09-08-17											(1,800,000.00)
FNMA	3136ANJY4	4-30-15	(169,371.07)	(167,694.73)	09-25-17											(167,694.73)
FANNIE MEA	3136AQDQ0	10-30-15	(68,581.24)	(67,901.28)	09-25-17											(67,901.28)
TOTAL LAIF			<u>8,011,023.54</u>	<u>8,011,023.54</u>												
TOTAL A/C 1211100 & 112010			89,919,671.74	89,665,181.98												89,596,303.61
TOTAL (EXCLUDE LAIF AND CASH/CASH EQUIVALENTS)			<u>89,919,671.74</u>	<u>89,665,181.98</u>				<u>251,689.54</u>	<u>0.00</u>	<u>142,431.35</u>	<u>56,106.48</u>		<u>200.80</u>	<u>338,215.21</u>	<u>338,215.21</u>	<u>89,596,303.61</u>

SAN MATEO COUNTY TRANSIT DISTRICT
 RESERVE FOR CAPITAL PROJECTS -- INTEREST ON SECURITIES
 September 30, 2017

TYPE OF SECURITY	CUSIP #	SETTLE DATE	ORIGINAL PURCHASE PRICE	MARKET VALUE 9-30-17	MATURITY/CALL DATE	INT RATE	RATE/DAY	APPL. DAYS	INTEREST REC'VBLE 8-31-17	PREPAID INT REC'VBLE 9-30-17	INTEREST EARNED 9-30-17	INTEREST RECEIVED 9-30-17	ADJ.	INTEREST REC'VBLE 9-30-17	INT REC'VBLE LESS PREPAID 9-30-17	PAR VALUE
CASH AND CASH EQUIVALENTS																
FIRST AMER US TREASURY MM	31846V534		8,142,835.62	8,142,835.62					3,926.38		3,905.23	3,926.38		3,905.23	3,905.23	
LAIF			77,758.01	77,758.01					140.93		71.00			211.93	211.93	77,758
TOTAL LAIF			77,758.01	77,758.01												
TOTAL A/C 121100 & 112010			0.00	0.00												
TOTAL (EXCLUDE LAIF AND CASH/CASH EQUIVALENTS)			<u>0.00</u>	<u>0.00</u>					<u># 0.00</u>	<u>0.00</u>	<u>0.00</u>	<u>0.00</u>	<u>0.00</u>	<u>0.00</u>	<u>0.00</u>	<u>0.00</u>

SAN MATEO COUNTY TRANSIT DISTRICT
PARATRANSIT FUNDS -- INTEREST ON SECURITIES
September 30, 2017

TYPE OF SECURITY	CUSIP #	SETTLE DATE	ORIGINAL PURCHASE PRICE	MARKET VALUE 9-30-17	MATURITY/CALL DATE	INT RATE	RATE/DAY	INTEREST REC'VBLE 8-31-17	PP INTEREST REC'VBLE 9-30-17	INTEREST EARNED 9-30-17	INTEREST RECEIVED 9-30-17	PP INTEREST RECEIVED DATE	ADJ.	INTEREST REC'VBLE 9-30-17	INT REC'VBLE LESS PREPAID 9-30-17	PAR VALUE
U.S. TREASURY NOTES AND BONDS																
US TREASURY NOTE	912828VF4	12-7-15	1,174,613.67	1,183,631.12	05-31-20	1.375%	45.4514	4,157.60		1,363.54			(22.27)	5,498.87	5,498.87	1,190,000.00
US TREASURY NOTE	912828VF4	12-7-15	157,931.25	159,268.75	09-29-17	1.375%	6.1111	559.10		177.22	727.32		(9.00)	(0.00)	(0.00)	160,000.00
US TREASURY NOTE	912828VP2	5-18-16	816,631.64	798,578.61	07-31-20	2.000%	43.8889	1,373.91		1,316.67			(28.62)	2,661.96	2,661.96	790,000.00
US TREASURY NOTE	912828VP2	5-18-16	165,393.75	162,375.00	09-18-17	2.000%	8.8889	278.26		160.00	426.09		(12.17)	0.00	0.00	160,000.00
US TREASURY NOTE	912828B90	10-5-16	181,323.24	176,681.58	02-28-21	2.000%	9.7222	9.67		291.67			(1.63)	299.72	299.72	175,000.00
US TREASURY NOTE	912828L32	6-29-16	81,462.50	79,450.00	08-31-20	1.375%	3.0556	9.02		91.67			(1.51)	99.18	99.18	80,000.00
US TREASURY NOTE	912828L32	6-29-16	188,382.03	184,841.02	09-07-17	1.375%	7.0660	20.85		42.40	49.19		(14.06)	0.00	0.00	185,000.00
US TREASURY NOTE	912828L32	6-29-16	86,553.91	84,956.84	09-08-17	1.375%	3.2465	9.58		25.97	25.83		(9.72)	0.00	0.00	85,000.00
US TREASURY NOTE	912828Q78	01-05-17	573,391.41	577,596.24	04-30-21	1.375%	22.3438	2,710.39		670.31			(14.57)	3,366.13	3,366.13	585,000.00
US TREASURY NOTE	912828D72	04-05-17	251,933.59	251,992.25	08-31-21	2.000%	13.8889	159.44		416.67			(9.06)	567.05	567.05	250,000.00
US TREASURY NOTE	912828D72	06-29-17	454,904.30	453,586.05	08-31-21	2.000%	25.0000	52.24		750.00			(16.30)	785.94	785.94	450,000.00
US TREASURY NOTE	912828D72	07-11-17	528,178.71	529,183.73	08-31-21	2.000%	29.1667	54.62		875.00			(19.02)	910.60	910.60	525,000.00
US TREASURY NOTE	912828T67	08-03-17	514,930.66	513,269.40	10-31-21	1.250%	18.2292	2,219.28		546.88			(8.97)	2,757.19	2,757.19	525,000.00
US TREASURY NOTE	912828T67	08-31-17	688,953.13	684,359.20	10-31-21	1.250%	24.3056	2,968.56		729.17			(11.96)	3,685.77	3,685.77	700,000.00
																20.78%
FEDERAL AGENCY COLLEATERIALIZED MORTGAGE OBLIGATION																
FNMA	3136ANJY4	4-30-15	76,588.41	75,790.22	04-01-18	1.550%	3.2649	157.65		97.95	158.31			97.29	97.29	75,830.38
FNMA	3136ANJY4	4-30-15	47,201.77	46,734.59	09-25-17	1.550%	2.0122			0.00				0.00	0.00	46,734.59
FANIE MAE	3136AQDQ0	10-30-15	172,545.07	170,731.50	09-01-19	1.646%	7.8109	52.22		234.33	294.07		241.85	234.33	234.33	170,834.34
FANIE MAE	3136AQDQ0	10-30-15	19,717.10	19,521.61	09-25-17	1.646%	0.8926			0.00				0.00	0.00	19,521.61
FNA 2014-M6 A2	3136AJG5	12-15-16	561,128.91	560,499.45	05-25-21	2.679%	40.9292	1,227.65		1,227.88	1,227.65		(0.23)	1,227.65	1,227.65	550,000.00
																3.14%
CORPORATE NOTE																
JOHN DEERE CAPITALCORP	24422ETM1	01-06-17	199,870.00	200,122.20	10-15-18	1.650%	9.1667	1,246.67		275.00				1,521.67	1,521.67	200,000.00
TOYOTA MOTOR CREDIT CORP	89236TDM4	01-09-17	299,895.00	300,070.20	01-09-19	1.700%	14.1667	736.67		425.00				1,161.67	1,161.67	300,000.00
BERKSHIRE HATHAWAY INC.	084670BL1	12-23-16	502,830.00	504,855.00	08-14-19	2.100%	29.1667	495.83		875.00				1,370.83	1,370.83	500,000.00
AMERICAN HONDA FINANCE GLOBAL N	02665WAH4	12-20-16	502,485.00	503,967.50	08-15-19	2.250%	31.2500	500.00		937.50				1,437.50	1,437.50	500,000.00
TOYOTA MOTOR CORP NOTES	89236TDH5	10-18-16	199,900.00	198,921.80	10-18-19	1.550%	8.6111	1,145.28		258.33				1,403.61	1,403.61	200,000.00
AMERICAN EXP CREDIT CORP	0258MOEC9	10-31-16	149,821.50	149,528.55	10-30-19	1.700%	7.0833	857.08		212.50		0.01		1,069.59	1,069.59	150,000.00
AMERICAN EXP CREDIT CORP	0258MOEC9	10-31-16	350,066.50	348,899.95	10-30-19	1.700%	16.5278	1,999.86		495.83				2,495.69	2,495.69	350,000.00
PEIZER INC CORP NOTE	717081EB5	11-21-16	329,762.40	329,824.44	12-15-19	1.700%	15.5833	1,184.33		467.50				1,651.83	1,651.83	330,000.00
CITIGROUP INC	172967LF6	01-10-17	249,900.00	251,984.75	01-10-20	2.450%	17.0139	867.71		510.42				1,378.13	1,378.13	250,000.00
MICROSOFT CORP	594918BV5	02-06-17	249,832.50	251,029.25	02-06-20	1.850%	12.8472	321.18		385.42				706.60	706.60	250,000.00
WALT DISNEY CO CORP NOTES	25468DP8	03-06-17	99,974.00	100,333.30	03-04-20	1.950%	5.4167	947.92		162.50	964.17			146.25	146.25	100,000.00
APPLE INC BONDS	037833CS7	05-11-17	224,770.50	225,101.25	05-11-20	1.800%	11.2500	1,237.50		337.50				1,575.00	1,575.00	225,000.00
HOME DEPOT INC CORP NOTES	43707BQ4	06-05-17	124,927.50	125,091.38	06-05-20	1.800%	6.2500	537.50		187.50				725.00	725.00	125,000.00
MORGAN STANLEY CORP NOTE	6174467P8	11-10-16	558,125.00	543,155.00	07-24-20	5.500%	76.3889	2,826.39		2,291.67				5,118.06	5,118.06	500,000.00
CATERPILLAR FINL SERIVE NOTE	149130ZA6	09-07-17	184,844.60	184,146.41	09-04-20	1.850%	9.5069	0.00		228.17				228.17	228.17	185,000.00
GOLDMAN SACHS GROUP CORP	3814GGQ1	11-28-16	496,651.50	494,466.75	07-27-21	5.250%	65.6250	2,231.25		1,968.75				4,200.00	4,200.00	450,000.00
BANK OF AMERICA CORP	06051GG52	09-18-17	160,000.00	159,665.76	10-01-21	2.328%	10.3467	0.00		134.51				134.51	134.51	160,000.00
JOHN DEERE CAPITALCORP	24422ETL3	03-15-17	114,492.85	116,543.19	01-06-22	2.650%	8.4653	465.59		253.96				719.55	719.55	115,000.00
JPMORGAN CHASE & CO CORP NOTES	46625HD3	05-26-17	270,455.00	270,877.75	01-24-22	4.500%	31.2500	1,156.25		937.50				2,093.75	2,093.75	250,000.00
																20.26%
COMMERCIAL PAPER																
BANK OF MONTREAL CHICAGO	06366GWF2	12-22-16	544,427.78	549,869.56	09-08-17	0.000%		0.00		5,441.78	5,441.78			0.00	0.00	550,000.00
CANADIAN IMPERIAL HLDING COMM P.	13607EXD6	01-19-17	494,863.96	499,769.00	10-13-17	0.000%		0.00		0.00				0.00	0.00	500,000.00
COORPERATIVE RABOANK UA COMM P	21687YA74	03-03-17	495,329.86	498,976.50	11-27-17	0.000%		0.00		0.00				0.00	0.00	500,000.00
BNP PARIBAS NY BRANCH COMM PAPE	09659B211	03-06-17	544,513.75	548,852.70	12-01-17	0.000%		0.00		0.00				0.00	0.00	550,000.00
BANK OF TOKYO MITSUBISHI UFJ LTD	06538CBG5	05-23-17	247,253.96	248,626.25	02-16-18	0.000%		0.00		0.00				0.00	0.00	250,000.00
BANK OF MONTREAL CHICAGO	06366HF44	09-08-17	543,943.94	544,077.60	06-04-18	0.000%		0.00		0.00				0.00	0.00	550,000.00
																9.26%
CERTIFICATE OF DEPOSIT																
CANADIAN IMPERIAL BANK NY CD	13606ASZ7	12-05-16	499,610.00	501,260.50	11-30-18	1.7600%	24.4444	2,297.78		733.33				3,031.11	3,031.11	500,000.00
NORDEA BANK FINLAND NY	65558LW46	12-05-16	500,000.00	501,260.50	11-30-18	1.7600%	24.4444	2,224.44		733.33			0.01	2,957.78	2,957.78	500,000.00
SVENSKA HANDELSBANKEN NY LT CD	86958JH88	01-12-17	500,000.00	498,397.50	01-10-19	1.8900%	26.2500	1,391.25		787.50				2,178.75	2,178.75	500,000.00
BANK OF NOVA SCOTIA HOUSTON	06417GU66	04-06-17	500,000.00	499,349.50	04-05-19	1.9100%	26.5278	3,926.11		795.83				4,721.94	4,721.94	500,000.00
SUMITOMO MITSUI BANK NY CD	86563VYV0	05-04-17	500,000.00	500,935.00	05-03-19	2.0500%	28.4722	3,331.25		854.17				4,185.42	4,185.42	500,000.00
																9.86%

SAN MATEO COUNTY TRANSIT DISTRICT
PARATRANSIT FUNDS -- INTEREST ON SECURITIES
September 30, 2017

TYPE OF SECURITY	CUSIP #	SETTLE DATE	ORIGINAL PURCHASE PRICE	MARKET VALUE 9-30-17	MATURITY/CALL DATE	INT RATE	RATE/DAY	INTEREST REC'VBLE 8-31-17	PP INTEREST REC'VBLE 9-30-17	INTEREST EARNED 9-30-17	INTEREST RECEIVED 9-30-17	PP INTEREST RECEIVED DATE	ADJ.	INTEREST REC'VBLE 9-30-17	INT REC'VBLE LESS PREPAID 9-30-17	PAR VALUE
FEDERAL AGENCY BOND/NOTE																
FHLB GLOBAL NOTES	3130A9AE1	08-26-16	199,864.00	199,122.40	10-01-18	0.8750%	4.8611	729.17		145.83				875.00	875.00	200,000.00
FHLB GLOBAL NOTES	3137EAE07	09-16-16	384,834.45	383,087.71	10-12-18	0.8750%	9.3576	1,300.71		280.73				1,581.44	1,581.44	385,000.00
FEDERAL HOME LOAN BANK AGENCY	3130AAXX1	03-10-17	598,608.00	599,206.80	03-18-19	1.3750%	22.9167	3,918.75		687.50	4,308.33			297.92	297.92	600,000.00
FHLMC	3137EAE01	7-20-16	748,185.00	741,317.25	07-19-19	0.8750%	18.2292	765.63		546.88			(0.01)	1,312.50	1,312.50	750,000.00
FNMA	3135G0N33	08-02-16	479,193.60	474,340.32	08-02-19	0.8750%	11.6667	338.33		350.00				688.33	688.33	480,000.00
FHLB GLOBAL NOTES	3130A8Y72	08-04-16	174,664.00	172,929.58	08-05-19	0.8750%	4.2535	110.59		127.61			(0.01)	238.19	238.19	175,000.00
FNMA NOTES	3135G0P49	09-02-16	798,752.00	792,161.60	08-28-19	1.0000%	22.2222	66.68		666.67				733.35	733.35	800,000.00
FNMA NOTES	3130A9EP2	09-09-16	799,304.00	791,689.60	09-26-19	1.0000%	22.2222	3,444.44		666.67	4,000.00			111.11	111.11	800,000.00
FNMA NOTES	3135G0T29	02-28-17	339,782.40	339,191.48	02-28-20	1.5000%	14.1667	42.50		425.00				467.50	467.50	340,000.00
FHLMC AGENCY	3137EAEF2	04-20-17	348,803.00	347,770.15	04-20-20	1.3750%	13.3681	1,751.21		401.04			0.01	2,152.26	2,152.26	350,000.00
FNMA NOTES	3135G0T60	08-01-17	398,788.00	397,813.60	04-20-20	1.5000%	16.6667	500.00		500.00				1,000.00	1,000.00	400,000.00
FHLB NOTES	3130ACE26	09-08-17	84,727.15	84,186.89	09-28-20	1.5000%	3.5417	0.00		74.38	64.93		0.29	9.74	9.74	85,000.00
FHLMC NOTES	3137EAEJ4	09-29-17	164,701.35	164,578.59	09-29-20	1.5000%	6.8750	0.00		13.75			1.15	14.90	14.90	165,000.00
FHLB GLOBAL NOTE	3130A8Q55	7-15-16	516,837.88	507,971.36	07-14-21	1.1250%	16.2500	763.75		487.50				1,251.25	1,251.25	520,000.00
FNMA NOTES	3135G0N82	8-19-16	597,658.06	587,106.00	08-17-21	1.2500%	20.8333	291.67		625.00				916.67	916.67	600,000.00
																26.22%
ASSET BACKED SECURITY/COLLATERALIZED MORTGAGE OBLIGATION																
CCCT 2017-A2 A2	17305EGA7	01-26-17	449,913.83	450,431.82	01-17-21	1.7400%	21.7500	957.00		652.50				1,609.50	1,609.50	450,000.00
TOYOTA ABS 2017-A A3	89238MADO	03-15-17	124,985.29	124,920.96	02-15-21	1.7300%	6.0069	96.11		180.21	180.21			96.11	96.11	125,000.00
ALLY ABS 2017-1 A3	02007PAC7	01-31-17	114,989.95	114,855.87	06-15-21	1.7000%	5.4306	86.89		162.92	162.92			86.89	86.89	115,000.00
FORD ABS 2017-A A3	34531EAD8	01-25-17	349,998.71	349,450.05	06-25-21	1.6700%	16.2361	259.78		487.08	487.08			259.78	259.78	350,000.00
TOYOTA ABS 2017-B A3	89190BADD	05-17-17	499,961.65	499,941.80	07-15-21	1.7600%	24.4444	391.11		733.33	733.33			391.11	391.11	500,000.00
ALLY ABS 2017-2 A3	02007HAC5	03-29-17	399,952.84	399,794.40	08-15-21	1.7800%	19.7778	316.44		593.33	593.33			316.44	316.44	400,000.00
HAROT 2017-3 A3	43814PAC4	09-29-17	99,989.17	99,896.83	09-18-21	1.7900%	4.9722	0.00		9.94				9.94	9.94	100,000.00
JOHN DEERE ABS 2017-B A3	47788BAD6	07-18-17	169,987.56	169,888.06	10-15-21	1.8200%	8.5944	369.56		257.83	489.88			137.51	137.51	170,000.00
AMXCA 2017-4 A	02582JHG8	05-30-17	199,967.96	199,759.54	12-15-21	1.6400%	9.1111	145.84		273.33	273.33			145.84	145.84	200,000.00
CCCT 2017-A3 A3	170305GB5	05-22-17	250,667.50	250,156.35	04-07-22	1.9200%	13.3333	1,866.67		400.00				2,266.67	2,266.67	250,000.00
																10.49%
CASH AND CASH EQUIVALENTS																
MONEY MARKET FUND	31846V534		51,584.70	51,584.70				20.27		40.59	20.27			40.59	40.59	0
LAIF			1,041,632.87	1,041,632.87				1,887.89	0.00	951.17				2,839.06	2,839.06	1,041,633
MATURED/CALLED																
US TREASURY NOTE	912828VF4	12-7-15	(157,931.25)	(159,268.75)	09-29-17											(160,000.00)
US TREASURY NOTE	912828VP2	5-18-16	(165,393.75)	(162,375.00)	09-18-17											(160,000.00)
US TREASURY NOTE	912828L32	6-29-16	(188,382.03)	(184,841.02)	09-07-17											(185,000.00)
US TREASURY NOTE	912828L32	6-29-16	(86,553.91)	(84,956.84)	09-08-17											(85,000.00)
FNMA	3136ANJY4	4-30-15	(47,201.77)	(46,734.59)	09-25-17											(46,734.59)
FANIE MAE	3136AQDQ0	10-30-15	(19,717.10)	(19,521.61)	09-25-17											(19,521.61)
BANK OF MONTREAL CHICAGO	06366GWF2	12-22-16	(544,427.78)	(549,869.56)	09-08-17											(550,000.00)
TOTAL LAIF			1,041,632.87	1,041,632.87												
TOTAL A/C 122010			25,465,821.91	25,397,007.84												25,366,664.72
TOTAL (EXCLUDE LAIF AND CASH/CASH EQUIVALENTS)			25,465,821.91	25,397,007.84				66,460.71	0.00	39,456.86	20,607.75	0.00	64.21	85,374.04	85,374.04	25,366,664.72

SAN MATEO COUNTY TRANSIT DISTRICT
SUMMARY OF BUDGET ACTIVITY FOR SEPTEMBER 2017

BUDGET AMENDMENTS

	Amount	Line Item		Description
Sep-17	\$ 72,781	Revenue - Line 7 page 1 AB434, TA Funded Shuttle & Other	BOD Approved Sept 6, 2017	Funding from the Bay Area Air Quality Management District for close out of the Bay Area Bike Share program for San Mateo
	\$ (72,781)	Expense - Line 21 page 1 Bay Area Bike Share	BOD Approved Sept 6, 2017	Bay Area Bike Program related to item above
	\$ 265,000	Revenue - Line 4 page 12 - Other Interest, Rent & Other Income	BOD Approved Sept 6, 2017	Funding from San Mateo County's share costs associated with potential ballot measure
	\$ (645,000)	Expense - Line 19 page 1 Professional Services	BOD Approved Sept 6, 2017	Expense related to potential ballot measure
	\$ (330,000)	Expense - Line 19 page 1 Waqes & Benefits	BOD Approved Sept 6, 2017	New Executive position of Deputy Chief Executive Officer
	\$ (855,100)	Expense - Line 19 page 1 Waqes & Benefits	BOD Approved Sept 6, 2017	Amalgamated Transit Union 1&2 wage increases - 3%
	\$ 372,848	Expense - Line 19 page 1 Fuel & Lubricants	BOD Approved Sept 6, 2017	Decreased expense due downward trends for diesel fuel
	\$ 33,892	Expense - Line 19 page 1 Taxes & License Fees	BOD Approved Sept 6, 2017	Decreased taxes related to change in diesel fuel trends
	\$ 250,000	Revenue - Line 4 page 1 - Operating Grants	BOD Approved Sept 6, 2017	New Sustainable Transportation Grant from Caltrans for Grand Boulevard Initiative
	\$ 118,653	Revenue - Line 4 page 1 - Operating Grants	BOD Approved Sept 6, 2017	FTA Grant Operating Grant for expansion of Route 122 Service
	\$ 151,013	Revenue - Line 7 page 1 AB434, TA Funded Shuttle & Other	BOD Approved Sept 6, 2017	Funding from the TA Shuttle Program for \$121,013 and TA for \$30,000
	\$ 209,000	Revenue - Line 7 page 1 AB434, TA Funded Shuttle & Other	BOD Approved Sept 6, 2017	Re-align Shuttle Funding
	\$ (209,000)	Revenue - Line 4 page 12 - Other Interest, Rent & Other Income	BOD Approved Sept 6, 2017	Re-align Shuttle Funding
	<u>\$ (638,694)</u>	Total	<u>\$ -</u>	Total

BUDGET REVISIONS

	Amount	Line Item		Description
Sep-17	\$ 755,100	Moter Bus District Sales Tax		To Balance by Mode
	\$ (755,100)	District Sales Tax Surplus		
	<u>\$ -</u>	Total	<u>\$ -</u>	Total

BUDGET TRANSFERS

	Amount	From	Amount	To	Justification
Sep-17	\$ (114,120)	Cost Center 042100 W&B	\$ 65,000	Cost Center 050600 GL 525050	Correct budget funding for cost center
			\$ 42,567	Cost Center 050600 GL 42567	
			\$ 6,553	Cost Center 070400 GL 511110	
	\$ (5,000)	Cost Center 020404 GL 528230	\$ 5,000	Cost Center 020404 GL 5900100	Transfer from Bus Maint Parts to Office Furniture
	<u>\$ (119,120)</u>	Total	<u>\$ 119,120</u>	Total	

SAN MATEO COUNTY TRANSIT DISTRICT
 1/2 CENT SALES TAX RECEIPTS AND PROJECTIONS
 FY2018
 September 2017

10/24/17 9:48 AM

Approved Budget		Receipts		Over/(Under) Budget/Projection	Current Projection
Date	Amount	Date	Amount		
FY2017:					
1st Quarter	19,338,441	1st Quarter	18,526,400	(812,041)	18,526,400
2nd Quarter	20,753,590	2nd Quarter	22,306,576	1,552,986	22,306,576
3rd Quarter	21,051,276	3rd Quarter	19,175,737	(1,875,539)	19,175,737
4th Quarter	21,856,693	4th Quarter	24,344,172	2,487,479	24,344,172
FY2017 T total	83,000,000	FY2017 T total	84,352,885	1,352,885	84,352,885
FY2018:					
Jul. 17	6,173,245	Sep. 17	5,760,900	(412,345)	6,173,245
Aug. 17	6,173,245	Oct. 17			6,173,245
Sep. 17	9,148,973	Nov. 17			9,148,973
3 Months Total	21,495,463		5,760,900	(412,345)	21,495,463
Oct. 17	6,484,778	Dec. 17			6,484,778
Nov. 17	6,279,663	Jan. 18			6,279,663
Dec. 17	9,645,126	Feb. 18			9,645,126
6 Months Total	43,905,030		5,760,900	(412,345)	43,905,030
Jan. 18	5,525,697	Mar. 18			5,525,697
Feb. 18	5,504,678	Apr. 18			5,504,678
Mar. 18	7,882,317	May 18			7,882,317
9 Months Total	62,817,722		5,760,900	(412,345)	62,817,722
Apr. 18	6,117,920	Jun. 18			6,117,920
May 18	6,103,123	Jul. 18			6,103,123
Jun. 18	9,621,235	Aug. 18			9,621,235
FY2018 T total	84,660,000	FY2018 T total	5,760,900	(412,345)	84,660,000
<div style="display: flex; justify-content: space-between;"> 21,495,463 1st Quarter </div> <div style="display: flex; justify-content: space-between;"> 2nd Quarter </div> <div style="display: flex; justify-content: space-between;"> 3rd Quarter </div> <div style="display: flex; justify-content: space-between;"> 4th Quarter </div> <div style="display: flex; justify-content: space-between; margin-top: 10px;"> <u>21,495,463</u> YTD Actual Per Statement of Revenue & Expenses </div>					

**SAN MATEO COUNTY TRANSIT DISTRICT
STAFF REPORT**

TO: Finance Committee

THROUGH: Jim Hartnett
General Manager/CEO

FROM: Derek Hansel
Chief Financial Officer

David Olmeda
Chief Operating Officer, Bus

SUBJECT: **AUTHORIZE THE DISPOSITION OF 70 SURPLUS ROLLING STOCK AND RELATED COMPONENTS**

ACTION

Staff proposes the Committee recommend the Board:

1. Authorize the disposition of the following:
 - One 1990 40-foot Gillig Bus
 - One 1993 40-foot Gillig Bus
 - One 1998 40-foot Gillig Bus
 - Forty-Eight 2003 40-foot Gillig Buses
 - Nine 2009 El Dorado Cutaways
 - Ten 2011 El Dorado Minivans
 - Components

2. Authorize the General Manager/CEO, or his designee, to dispose of the above listed items in accordance with the San Mateo County Transit District (District)'s Procurement Policy.

SIGNIFICANCE

The District routinely disposes of rolling stock (i.e. minivans, cutaways, and heavy duty buses), equipment, and components (i.e. spare engines, spare transmissions, evaporator cores, etc.) that have reached the end of their useful lives. Disposition of the items listed above is in keeping with this practice and will be carried out in full compliance with the District's Procurement Policy and applicable Federal Transit Administration (FTA) regulations. The Procurement Policy permits disposition by sealed bid, public auction, sale, negotiation, or transfer to another public agency, or by discarding as scrap.

BUDGET IMPACT

The rolling stock and components originally were purchased with a mix of Federal and State funds. Any proceeds gained from the disposition of the vehicles and components, less any applicable fees (e.g. auctioneer's fees) and any proceeds due to the FTA, will be deposited to the District's General Fund.

BACKGROUND

The rolling stock identified above, and related components, have reached the end of their useful lives. In order to reduce the District's surplus ratio and amount of required storage space, they have been identified for disposal.

Contract Officer: Brian Geiger 650-508-7973
Project Manager: Natalie Chi, Bus Maintenance, Contract Administrator 650-508-6418

RESOLUTION NO. 2017-

**BOARD OF DIRECTORS, SAN MATEO COUNTY TRANSIT DISTRICT
STATE OF CALIFORNIA**

* * *

AUTHORIZING DISPOSITION OF 70 SURPLUS ROLLING STOCK AND RELATED COMPONENTS

WHEREAS, the San Mateo County Transit District (District) from time to time disposes of surplus rolling stock (i.e. minivans, cutaways, and heavy duty buses) and related components (i.e. spare engines, spare transmissions) that have reached the end of their useful lives pursuant to the District's Procurement Policy, in compliance with Federal Transit Administration (FTA) regulations; and

WHEREAS, District staff has identified the following as surplus and eligible for disposal:

- One 1990 40-foot Gillig Bus
- One 1993 40-foot Gillig Bus
- One 1998 40-foot Gillig Bus
- Forty-Eight 2003 40-foot Gillig Buses
- Nine 2009 El Dorado Cutaways
- Ten 2011 El Dorado Minivans
- Components

WHEREAS, the General Manager/CEO recommends, and the Finance Committee concurs, that the District's Board of Directors (Board) authorize the disposition of the surplus rolling stock listed above, and related components, by any means permitted by the District's Procurement Policy, including through sealed bid procedures, auction, sale or transfer to another public agency, negotiation, or by discarding items as scrap; and

WHEREAS, the proceeds from the disposition of the surplus rolling stock and components will be deposited in the District's General Fund, less auctioneer's fees and any proceeds due to the FTA.

NOW, THEREFORE, BE IT RESOLVED that the Board of Directors of the San Mateo County Transit District hereby authorizes the disposition of 70 surplus rolling stock and related components identified above in accordance with the District's Procurement Policy; and

BE IT FURTHER RESOLVED that the Board authorizes the General Manager/CEO, or his designee, to determine, in a manner consistent with the District's Procurement Policy, the appropriate method of, and terms for, disposition of the surplus rolling stock and related components.

Regularly passed and adopted this 1st day of November, 2017, by the following

vote:

AYES:

NOES:

ABSENT:

ATTEST:

Chair, San Mateo County Transit District

District Secretary

**SAN MATEO COUNTY TRANSIT DISTRICT
STAFF REPORT**

TO: Finance Committee

THROUGH: Jim Hartnett
General Manager/CEO

FROM: Derek Hansel
Chief Financial Officer

Mark Simon
Chief of Staff

SUBJECT: **AUTHORIZE AWARD OF A CONTRACT FOR SECURITY GUARD SERVICES**

ACTION

Staff proposes that the Committee recommend that the Board:

1. Award a contract to Allied Universal Security Services (Allied), of Santa Ana, California (CA) to provide 24-hour security guard services to the San Mateo County Transit District (District) for a not to exceed amount of \$11.5 million for a five-year term in accordance with fixed hourly labor rates.
2. Authorize the General Manager/CEO, or his designee, to execute a contract with Allied in full conformity with all of the terms and conditions of the solicitation documents and in a form approved by legal counsel.
3. Authorize the General Manager/CEO, or his designee, to exercise one two-year option term with Allied, if deemed to be in the best interest to the District.

SIGNIFICANCE

Approval of the above actions will provide the District with uniformed security officer services at the Central Administrative Office, North and South Base, Sequoia Station and MV Transportation's San Francisco location, which services will:

- Detect and deter crime and nuisance activity
- Protect District facilities from unauthorized entry
- Ensure officers are available to observe and report suspicious activities
- Provide rapid reporting of emergencies and unsafe conditions for the security of patrons, vendors and employees
- Remove vaults from each bus fare box, empty the revenue from the vaults into the master vault receiver, and reinsert empty vaults into the buses
- Monitor security cameras and alarms 24/7, 365 days per year
- Assist facilities maintenance personnel, contractors, employees, or members of the public that need Security Guard assistance, such as authorized access to locked areas of buildings and testing of alarms.

BUDGET IMPACT

Funds to support the award of this contract are included in the adopted Fiscal Year 2018 operating budget and will be included in future years' operating budgets.

BACKGROUND

The District and the Peninsula Corridor Joint Powers Board, collectively referred to as "Agencies," jointly issued a Request for Proposals (RFP) for security guard services. Staff advertised the RFP in a newspaper of general circulation and on the District's procurement website. Standard language setting forth the Agencies' policy regarding Small Business Enterprises (SBEs) was included in the solicitation documents. Staff received 10 proposals, three of which were from SBE firms.

An Evaluation Committee comprised of qualified staff and a senior security consultant reviewed and scored all proposals according to the following weighted criteria:

- Approach to Scope of Services/Project Methodology 0 – 20 points
- Company Qualifications, Experience and References 0 - 10 points
- Qualifications and Experience of Management Team and Key Personnel 0 - 20 points
- Screening, Training, Experience and Licensing 0 - 35 points
- Small Business Enterprise Preference 0 - 5 points
- Cost Proposal 0 – 15 points

After review, evaluation, and initial scoring of all proposals received, the following firms were found to be within the competitive range and were invited to interview and make oral presentations:

- ABC Security Service, Inc., Oakland, CA
- Allied Universal Security Service, Santa Ana, CA
- Command Security Group, Milpitas, CA
- Cypress Security, LLC, San Francisco, CA
- G4S Secure Solutions (USA), Inc., San Francisco, CA

Upon completion of interviews and final scoring, Allied achieved the highest consensus ranking and the proposal submitted by Allied was determined to be responsive to the RFP requirements. An analysis of Allied's final negotiated cost proposal was conducted and staff determined the proposal to be fair and reasonable.

Allied currently provides security services to various transit entities including Denver Regional Transportation District, Santa Clara Valley Transportation Authority, Amtrak, and New York City Transit. The reference check and financial review of Allied performed by staff yielded favorable results and it was determined that Allied possesses the financial resources, depth of experience and qualifications to successfully perform the required services.

The following are substantive improvements in contracted security guard services that Allied will provide:

- Greater availability of personnel to draw from, as a result of having a large employment workforce with six local offices, including personnel experienced in transit policing in the Bay Area.
- An Integrated Workforce Management System, which provides a technological advantage in assignment of personnel, evaluation of training criteria for each assignment, logging and tracking of security calls for service, and proactive data driven analytics such as “heat maps”.
- Sharing of Best Practices on transit policing with the District.
- A comprehensive training program that goes beyond the training necessary to obtain a Guard license. Additional levels of transit security training are provided to personnel, including in the areas of Use of Force, Management of Aggressive Behavior (MOAB), Terrorism, and the Guest Experience.
- Handling of Lost and Found is one of the integrated technologies offered and will both upgrade the effectiveness of the District's current system and lower the cost of handling misplaced items.
- A full-time local Account Manager and Supervisors assigned to administer work on a daily basis.

In summary, this contract should provide the District with a well-trained, robust and stable security workforce that is knowledgeable and experienced in transit policing, drawing from the best practices of 40 other transit operators. The contract will also provide the ability to apply technological resources to strengthen and enhance data collection, analysis and trending. This combination of resources will allow the District to streamline security operations and costs, focus on actual service needs, and transform from a reactive based security program into one that is capable of being predictive, pre-emptive and resilient in response to security issues.

The District's current contractor for the provision of security guard services is G4S Secure Solutions (USA), Inc., which was originally awarded a three-year contract with two one-year options for a grand total estimated cost of \$9,201,565.

Contract Officer: Brian Geiger

650-508-7973

Project Manager: William Grizard, Director, Safety & Security

650-622-7856

RESOLUTION NO. 2017 –

**BOARD OF DIRECTORS, SAN MATEO COUNTY TRANSIT DISTRICT
STATE OF CALIFORNIA**

**AWARDING A CONTRACT TO ALLIED UNIVERSAL SECURITY SERVICES TO
PROVIDE SECURITY GUARD SERVICES FOR A FIVE-YEAR BASE TERM
FOR A NOT-TO-EXCEED AMOUNT OF \$11,500,000**

WHEREAS, the San Mateo County Transit District (District) and Peninsula Corridor Joint Powers Board (JPB) jointly solicited competitive proposals for security guard services at District and JPB facilities; and

WHEREAS, in response to the Request for Proposals (RFP), 10 firms submitted proposals; and

WHEREAS, an Evaluation Committee composed of qualified District staff and a senior security consultant reviewed and evaluated the proposals in accordance with the evaluation criteria set forth in the RFP; and

WHEREAS, upon completion of the initial evaluation and scoring process, five firms were found to be in the competitive range, and were invited to interview; and

WHEREAS, upon completion of interviews and the final evaluation and scoring process, it was determined that Allied Universal Security Services (Allied) of Santa Ana, California was the highest consensus ranked proposer; and

WHEREAS, staff and Legal Counsel have reviewed the Allied proposal and have found it responsive to the District's requirements and solicitation documents; and

WHEREAS, the General Manager/CEO recommends, and the Finance Committee concurs, that a contract be awarded to Allied for the provision of security guard services for a five-year base term at a not-to-exceed amount of \$11,500,000, in accordance with fixed hourly rates, with one two-year option term at the pricing

applicable during the final year of the base term of the contract, subject to a consumer price Index (CPI) increase of no more than three percent.

NOW, THEREFORE, BE IT RESOLVED the Board of Directors of San Mateo County Transit District (Board) awards a contract to Allied Universal Security Services to provide security guard services for a five-year base term at a not-to-exceed amount of \$11,500,000, with one two-year option term in a not-to-exceed amount of \$5,500,000; and

BE IT FURTHER RESOLVED the Board authorizes the General Manager/CEO, or his designee, to execute a contract with Allied in full conformity with all of the terms and conditions of the solicitation documents and in a form approved by legal counsel; and

BE IT FURTHER RESOLVED the Board authorizes the General Manager/CEO, or his designee, to exercise one two-year option term with Allied provided that such option is in the best interest of the District, in a not-to-exceed amount of \$5,500,000.

Regularly passed and adopted this 1st day of November, 2017 by the following vote:

AYES:

NOES:

ABSENT:

Chair, San Mateo County Transit District

ATTEST:

District Secretary

**SAN MATEO COUNTY TRANSIT DISTRICT
STAFF REPORT**

TO: Finance Committee

THROUGH: Jim Hartnett
General Manager/CEO

FROM: Derek Hansel
Chief Financial Officer

April Chan
Chief Officer, Planning, Grants, and
the Transportation Authority

SUBJECT: **AUTHORIZE AMENDMENTS TO CONTRACTS FOR PROVISION OF ON-CALL
ENVIRONMENTAL PLANNING, PERMITTING AND SUPPORT SERVICES**

ACTION

Staff proposes the Committee recommend the Board:

1. Approve amendments to contracts with the consultant firms listed below to extend the contract terms through November 30, 2019 for the provision of on-call environmental planning, permitting and support services; and increase the aggregate contract total amount by \$1.25 million from \$1.65 million to \$2.9 million, a 76 percent increase, to be shared as a pool for authorized tasks amongst:
 - ICF Jones & Stokes, Inc.
 - HDR Engineering, Inc.
 - The Louis Berger Group, Inc.
2. Authorize the General Manager/CEO, or his designee, to execute each contract amendment with each of the above firms in a form approved by legal counsel.

SIGNIFICANCE

Approval of the above actions will ensure uninterrupted services in connection with current and upcoming environmental compliance efforts for capital projects and sustainability tasks within the District, such as:

- Stormwater Pollution Prevention Program
- Soil Erosion Control Plan
- Sustainability Program
- Dumbarton Rail Corridor

BUDGET IMPACT

The services to be provided pursuant to the contract amendments will be performed under Work Directives (WDs) issued to each firm on an on-call basis. The WDs will be

funded from previously adopted capital budgets and those approved in Fiscal Year 2018. WDs will be funded by a mix of Federal, State and regional grants, local revenues and/or private funds from approved District planning and capital project budgets.

BACKGROUND

In October 2013, Board Resolution No. 2013-50 authorized the award of three-year contracts with an aggregate contract total amount of \$1 million, which was to be shared as a pool under authorized WDs assigned to the three firms listed above. This resolution also authorized two, one-year option terms for an aggregate total of \$250,000 per year. The option terms have been exercised and the current contract value is \$1.65 million (including \$150,000 in contingency). The contracts currently expire on November 30, 2018.

Over the past four years, the District has been tasked with undertaking a significant number of environmental planning, permitting and support projects, efforts and initiatives that were not anticipated when the contracts were awarded. The unanticipated projects resulted from the District receiving additional grants and private sector funding for critical and time-sensitive tasks. The undertaking of these critical tasks resulted in the contract capacity being utilized much sooner than anticipated. To date, an aggregate total of \$1.65 million in WDs has been issued under the subject contracts and \$1.25 million in additional WDs (a total of \$2.9 million) are needed to meet the District's current, ongoing anticipated and unanticipated needs through November 30, 2019.

An increase of \$1.25 million, from \$1.65 million to \$2.9 million, in the aggregate contract total amount is therefore needed to accommodate and complete these projects. Extending the term for each contract from November 30, 2018 to November 30, 2019 will provide the necessary time for project completion and contract re-solicitation.

Increasing the contract total will not obligate the District to purchase any specific level of services from each firm, as WDs are issued on a project and as-needed basis.

The performance of all three firms to date has been satisfactory and in accordance with the requirements of the contract. Staff will resolicit these services in Fall 2018.

Contract Officer:	Alice Cho	650-508-7908
Project Manager:	Hilda Lafebre, Manager, Capital Project & Environmental Planning	650-508-7842

RESOLUTION NO. 2017- ____

**BOARD OF DIRECTORS, SAN MATEO COUNTY TRANSIT DISTRICT
STATE OF CALIFORNIA**

* * *

**AUTHORIZING AMENDMENT OF CONTRACTS FOR ON-CALL ENVIRONMENTAL PLANNING,
PERMITTING AND SUPPORT SERVICES TO INCREASE THE AGGREGATE CONTRACT
TOTAL AMOUNT BY \$1,250,000 AND EXTEND THE CONTRACT TERMS FOR ONE YEAR**

WHEREAS, pursuant to Resolution No. 2013-50, the Board of Directors (Board) of the San Mateo County Transit District (District) awarded contracts for on-call environmental planning, permitting and support services to ICF Jones & Stokes, Inc., HDR Engineering, Inc., and The Louis Berger Group for a three-year base term with two, one-year options, which contracts are set to expire on November 30, 2018; and

WHEREAS, due to existing and new projects and tasks and additional consultant support now needed, but not anticipated at the time of solicitation issuance and contract award, additional contract capacity is required along with an extension of the contract terms for an additional year, from November 30, 2018 to November 30, 2019; and

WHEREAS, the General Manager/CEO recommends and the Finance Committee concurs that the Board authorize amendments to the contracts with ICF Jones & Stokes, Inc., HDR Engineering, Inc., and The Louis Berger Group to increase the aggregate contract total amount by \$1,250,000, from \$1,650,000 to a new aggregate contract total amount of \$2,900,000, to be shared amongst the three firms, with the understanding that increasing the contract total will not obligate the District to purchase any specific level of services from any firm, as services are provided on an as-

needed basis, and to extend the contract terms for an additional year, from November 30, 2018 to November 30, 2019.

NOW, THEREFORE, BE IT RESOLVED that the Board of Directors of the San Mateo County Transit District authorizes the General Manager/CEO, or his designee, to execute amendments to the contracts with ICF Jones & Stokes, Inc., HDR Engineering, Inc., and The Louis Berger Group to increase the aggregate contract total amount by \$1,250,000, from \$1,650,000 to a new aggregate contract total amount of \$2,900,000, to be shared amongst the three firms, and to extend the contract terms from November 30, 2018 to November 30, 2019; and

BE IT FURTHER RESOLVED that the Board authorizes the General Manager/CEO, or his designee, to execute the amendments in a form approved by legal counsel.

Regularly passed and adopted this 1st day of November, 2017 by the following vote:

AYES:

NOES:

ABSENT:

Chair, San Mateo County Transit District

ATTEST:

District Secretary

**SAN MATEO COUNTY TRANSIT DISTRICT
STAFF REPORT**

TO: Finance Committee

THROUGH: Jim Hartnett
General Manager/CEO

FROM: Derek Hansel
Chief Financial Officer

April Chan
Chief Officer, Planning, Grants, and
the Transportation Authority

SUBJECT: **AUTHORIZE AMENDMENTS TO CONTRACTS FOR PROVISION OF ON-CALL
TRANSPORTATION PLANNING AND SUPPORT SERVICES**

ACTION

Staff proposes the Committee recommend the Board:

1. Approve amendments to contracts with the consultant firms listed below to extend the contract terms through November 30, 2019 for provision of on-call transportation planning and support services; and increase the aggregate contract total amount by \$1.155 million from \$7.095 million to \$8.25 million, a 16 percent increase, to be shared as a pool for authorized tasks amongst:
 - CDM Smith, Inc.,
 - Fehr & Peers, Inc.,
 - HNTB Corporation, and
 - STANTEC Consulting Services, Inc.
2. Authorize the General Manager/CEO, or his designee, to execute a contract amendment with each of the above firms in a form approved by legal counsel.

SIGNIFICANCE

Approval of the above actions will ensure uninterrupted services in connection with current and upcoming transportation planning efforts within the San Mateo County Transit District (District), such as:

- Express Bus 101 Study
- Senior and Youth Mobility Plans
- Paratransit Services Support
- Grand Boulevard Initiative
- Fare Studies
- Dumbarton Rail Corridor
- Public Information Campaign
- Real Estate Transaction Support
- Consultant Staff Support

BUDGET IMPACT

The services to be provided pursuant to the contract amendments will be performed under Work Directives (WDs) issued to each firm on an on-call basis. The WDs will be funded from previously adopted operating and capital budgets and those approved in Fiscal Year 2018. WDs will be funded by a mix of Federal, State and regional grants, local revenues and/or private funds from approved District project budgets.

BACKGROUND

October 2013, Board Resolution No. 2013-46 authorized award of three-year contracts with an aggregate contract total amount of \$4.27 million to be shared as a pool under authorized WDs assigned to the four firms listed above. This resolution also authorized two, one-year option terms for an aggregate total of \$1.09 million per year. The option terms have been exercised, the current aggregate contract value is \$7.095 million (including \$645,000 in contingency) and the contracts currently expire November 30, 2018.

Over the past four years, the District has been tasked with undertaking a significant number of transportation planning and support projects, efforts, and initiatives that were not anticipated when the contracts were awarded. The unanticipated work resulted from the District receiving additional grants and private sector funding for time-sensitive tasks. To date, an aggregate total of \$5.13 million in WDs has been issued under the subject contracts and \$3.12 million in additional WDs (a total of \$8.25 million) is needed to meet current, ongoing anticipated and unanticipated needs of the District through November 30, 2019.

An increase of \$1.155, million from \$7.095 million to \$8.25 million, in the aggregate contract total amount is therefore needed to accommodate and complete these projects. Extending the term for each contract from November 30, 2018 to November 30, 2019 will provide the necessary time for completion of projects that will be initiated in 2018 and completed in 2019. Increasing the contract total and extending the contract term will not obligate the District to purchase any specific level of services from each firm, as WDs are issued on a project and as-needed basis.

The performance of all four firms to date has been satisfactory and in accordance with the requirements of the contract. Staff will resolicit these services in the Fall 2018.

Contract Officer:	Alice Cho	650-508-7908
Project Manager:	Hilda Lafebre, Manager, Capital Project & Environmental Planning	650-508-7842

RESOLUTION NO. 2017- ____

**BOARD OF DIRECTORS, SAN MATEO COUNTY TRANSIT DISTRICT
STATE OF CALIFORNIA**

* * *

**AUTHORIZING AMENDMENT OF CONTRACTS FOR ON-CALL TRANSPORTATION PLANNING
AND SUPPORT SERVICES TO INCREASE THE AGGREGATE CONTRACT TOTAL AMOUNTS BY
\$1,155,000 AND EXTEND THE CONTRACT TERMS FOR ONE YEAR**

WHEREAS, pursuant to Resolution No. 2013-46, the Board of Directors (Board) of the San Mateo County Transit District (District) awarded contracts for on-call transportation planning and support services to CDM Smith, Inc., Fehr & Peers, Inc., HNTB Corporation, and STANTEC Consulting Services, Inc. for a three-year base term with two, one-year options, which contracts are set to expire on November 30, 2018; and

WHEREAS, due to existing and new projects, tasks and additional consultant support now needed, but not anticipated at the time of solicitation issuance and contract award, additional contract capacity is required along with an extension of the contract terms for an additional year, from November 30, 2018 to November 30, 2019; and

WHEREAS, the General Manager/CEO recommends and the Finance Committee concurs that the Board authorize amendments to the contracts with CDM Smith, Inc., Fehr & Peers, Inc., HNTB Corporation, and STANTEC Consulting Services, Inc. to increase the aggregate contract total amount by \$1,155,000, from \$7,095,000 to a new aggregate contract total amount of \$8,250,000, to be shared amongst the four firms, with the understanding that increasing the contract total will not obligate the District to purchase any specific level of services from any firm, as services are provided on an as-

needed basis, and to extend the contract terms for an additional year, from November 30, 2018 to November 30, 2019.

NOW, THEREFORE, BE IT RESOLVED that the Board of Directors of the San Mateo County Transit District authorizes the General Manager/CEO, or his designee, to execute amendments to the contracts with CDM Smith, Inc., Fehr & Peers, Inc., HNTB Corporation, and STANTEC Consulting Services, Inc. to increase the aggregate contract total amount by \$1,155,000, from \$7,095,000 to a new aggregate contract total amount of \$8,250,000, to be shared amongst the four firms, and to extend the contract terms from November 30, 2018 to November 30, 2019; and

BE IT FURTHER RESOLVED that the Board authorizes the General Manager/CEO, or his designee, to execute the amendments in a form approved by legal counsel.

Regularly passed and adopted this 1st day of November, 2017 by the following vote:

AYES:

NOES:

ABSENT:

Chair, San Mateo County Transit District

ATTEST:

District Secretary

**SAN MATEO COUNTY TRANSIT DISTRICT
STAFF REPORT**

TO: Finance Committee

THROUGH: Jim Hartnett
General Manager/CEO

FROM: Derek Hansel
Chief Financial Officer

David Olmeda
Chief Operating Officer, Bus

SUBJECT: **AUTHORIZE AWARD OF CONTRACT FOR THE PURCHASE AND DELIVERY OF
THREE NEW PARATRANSIT CUTAWAY VEHICLES**

ACTION

Staff proposes the Committee recommend the Board:

1. Award a contract to Creative Bus Sales, Inc. of Chino, CA for three (3) new paratransit cutaway vehicles for a total cost of \$369,930.
2. Authorize the General Manager/CEO to execute a contract in full conformity with the terms and conditions of the California Association for Coordinated Transportation's (CalACT) competitively bid contract.

SIGNIFICANCE

Redi-Wheels ridership has been trending upward in the past five years. Purchasing three additional cutaway paratransit vehicles will help meet the increased demand for Americans with Disabilities Act (ADA) mandated paratransit service and will improve the overall productivity of the Redi-Wheels fleet and program. These vehicles will be used only for Redi-Wheels.

The award of this contract will allow the San Mateo County Transit District (District) to expand its cutaway Redi-Wheels fleet from a total of 44 to 47 vehicles to accommodate the increased demand for service and minimize the use of taxi services. The new vehicles will ensure continued reliable Redi-Wheels service to paratransit customers.

BUDGET IMPACT

The purchase was approved in the Fiscal Year (FY) 2017 Capital Budget Resolution 2016-31 and is funded with Federal funds and District Sales Tax revenues.

BACKGROUND

The District programs the purchase of its paratransit vehicles in accordance with Federal Transit Administration and Metropolitan Transportation Commission guidelines.

The California Public Contract Code allows the District to purchase vehicles, equipment, and other commodities through the CalACT program. CalACT makes available to public agencies numerous vehicles from approved vendors that have been selected by the State through a sealed competitive bid process. CalACT's paratransit vehicle suppliers give the District the benefits of purchasing vehicles that meet proven design and construction standards, as well as all of the District's requisite specifications, at highly competitive prices.

Redi-Wheels provides ADA paratransit service for the bayside of San Mateo County. In the last five years, Redi-Wheels average weekday ridership has increased by more than 22 percent from 908 in FY2012 to 1,113 in FY2017. The ADA requires transit agencies to provide paratransit service and to plan for meeting demand. Transit agencies are not allowed to deny trips. Redi-Wheels has managed its increased ridership demand by using taxis to supplement Redi-Wheels capacity during peak service hours and when critical backup is needed.

Redi-Wheels has demonstrated consistent ridership growth in the last several years. The increased aging population of "Baby Boomers" and other demographic projections suggest that this trend will continue. The new vehicles will ensure continued reliable Redi-Wheels service to paratransit customers.

Contract Officer: Brian Geiger 650-508-7973
Project Manager: Natalie Chi, Bus Maintenance Contract Administrator 650-508-6418

RESOLUTION NO. 2017-

**BOARD OF DIRECTORS, SAN MATEO COUNTY TRANSIT DISTRICT
STATE OF CALIFORNIA**

**AWARDING A CONTRACT TO CREATIVE BUS SALES, INC. FOR THE PURCHASE AND
DELIVERY OF THREE NEW PARATRANSIT VEHICLES FOR A TOTAL COST OF \$369,930**

WHEREAS, the San Mateo County Transit District (District) provides paratransit services to San Mateo County residents as required by the Americans with Disabilities Act (ADA) of 1990 through its paratransit service program (Redi-Wheels); and

WHEREAS, staff proposes the purchase of three new paratransit vehicles (Vehicles) to expand its fleet of paratransit vehicles to meet the increased demand for ADA mandated paratransit services; and

WHEREAS, pursuant to California Public Contract Code Section 10298, the District is permitted to procure items through the California Association for Coordinated Transportation (CalACT) program, which makes available to public agencies numerous vehicles from approved vendors that have been selected by the State through a sealed competitive bid process; and

WHEREAS, funding for the purchase of the Vehicles has been approved in the Fiscal Year 2017 Capital Budget, per Resolution 2016-31, and is funded with both Federal funds and District Sales Tax revenues; and

WHEREAS, the General Manager/CEO recommends, and the Committee concurs, that a contract be awarded to Creative Bus Sales, Inc. (DBA El Dorado Bus Sales) of Chino, California for a total cost of \$369,930, including applicable charges for fire fees, taxes and delivery.

NOW, THEREFORE, BE IT RESOLVED that the Board of Directors of the San Mateo County Transit District awards a contract through the California Association for

Coordinated Transportation program to Creative Bus Sales, Inc. (DBA El Dorado Bus Sales) for the purchase and delivery of three new 2017 paratransit cutaway vehicles for a total cost of \$369,930; and

BE IT FURTHER RESOLVED that the Board authorizes the General Manager/CEO, or his designee, to execute a contract on behalf of the District with Creative Bus Sales, Inc. (DBA El Dorado Bus Sales) in accordance with the terms and conditions of CalACT's competitively bid contract and in a form approved by legal counsel.

Regularly passed and adopted this 1st day of November, 2017 by the following vote:

AYES:

NOES:

ABSENT:

Chair, San Mateo County Transit District

ATTEST:

District Secretary



BOARD OF DIRECTORS 2017

ROSE GUILBAULT, CHAIR
CHARLES STONE, VICE CHAIR
JEFF GEE
CAROLE GROOM
ZOE KERSTEEN-TUCKER
KARYL MATSUMOTO
DAVE PINE
JOSH POWELL
PETER RAITO

JIM HARTNETT
GENERAL MANAGER/CEO

AGENDA
LEGISLATIVE COMMITTEE
COMMITTEE OF THE WHOLE

San Mateo County Transit District
Bacciocco Auditorium - Second Floor
1250 San Carlos Ave., San Carlos, CA

WEDNESDAY, NOVEMBER 1, 2017 – 2:45 p.m.
or immediately following previous Committee meeting

1. Call to Order

ACTION

2. Approval of Minutes of Legislative Committee Meeting October 4, 2017

INFORMATIONAL

3. State and Federal Legislative Update
4. Adjourn

Committee Members: Karyl Matsumoto, Josh Powell, Charles Stone

NOTE:

- This Committee meeting may be attended by Board Members who do not sit on this Committee. In the event that a quorum of the entire Board is present, this Committee shall act as a Committee of the Whole. In either case, any item acted upon by the Committee or the Committee of the Whole will require consideration and action by the full Board of Directors as a prerequisite to its legal enactment.
- All items appearing on the agenda are subject to action by the Board. Staff recommendations are subject to change by the Board.

**SAN MATEO COUNTY TRANSIT DISTRICT (DISTRICT)
1250 SAN CARLOS AVENUE, SAN CARLOS, CALIFORNIA**

**MINUTES OF LEGISLATIVE COMMITTEE MEETING
COMMITTEE OF THE WHOLE
OCTOBER 4, 2017**

Committee Members Present: K. Matsumoto (Committee Chair), J. Powell, C. Stone

Other Board Members Present, Constituting Committee of the Whole: J. Gee, C. Groom, R. Guilbault (Chair), Z. Kersteen-Tucker, D. Pine, P. Ratto

Staff Present: M. Beveridge, J. Cassman, C. Gumpal, D. Hansel, J. Hartnett, M. Martinez, S. Murphy, M. Ross, M. Simon

Committee Chair Karyl Matsumoto called the meeting to order at 2:29 p.m.

Approval of Minutes of August 2, 2017

Motion/Second: Stone/ Kersteen-Tucker

Ayes: Gee, Groom, Guilbault, Kersteen-Tucker, Matsumoto, Pine, Powell, Ratto, Stone

Update on the State and Federal Legislative Program

Seamus Murphy, Chief Communications Officer introduced Matt Robertson of Shaw/Yoder/Antwih, Inc. Mr. Robertson stated we had a good year in transportation and highlighted on the most relevant bills this year affecting SamTrans:

State Bill (SB) 1 – Passed in April. Next challenge will be to fight the repeal.

Regional Measure 3 (RM3) – Bay Area Caucus, the Assembly and Senate passed SB 595 (Beall) to authorize with voter approval a toll increase, not to exceed \$3, on the Bay Area's bridges. The increased toll(s) would fund a number of Bay Area transportation improvements across nine counties. The bill is now on the Governor's desk for signature.

SB 797 (Hill) – Caltrain Funding-Currently on the Governor's desk. This Bill would authorize the Peninsula Corridor Joint Powers Board (JPB), by a resolution approved by two-thirds of the board and with the approval of other local agencies, to levy a tax at a rate not to exceed 0.125 percent in the Counties of San Francisco, San Mateo, and Santa Clara, if a ballot measure is passed by two-thirds of the voters regionally. The tax revenues would be used for operating and capital purposes of the Caltrain rail service.

AB 1613 (Mullin) – SamTrans Sales Tax Authority - The Governor signed the Bill on September 11, 2017. This existing law authorizes the San Mateo County Transit District to adopt a sales tax ordinance, including a requirement that the combined rate of all such taxes imposed in the County may not exceed 2 percent. This Bill would authorize the Board to exceed the 2 percent limit to impose a sales tax of no more than 0.5 percent, if approved by the Board before January 1, 2021.

Mr. Robertson said there are going to be some issues they will be looking at for next year regarding further thresholds on the sales taxes as well as some SB1 cleanup.

Mr. Robertson said Assembly Member Travis Allen (R-Huntington Beach) is running for Governor and filed an initiative to repeal SB1. This bill has gotten a Title and Summary which was approved by the Attorney General and the Secretary of State to start gathering signatures (360,000 signatures are required in order to put it in the ballot next November). Mr. Robertson's team has not heard of anyone trying to fund these efforts to obtain these signatures.

Mr. Robertson said there is an initiative by GOP members that they are taking seriously at the moment. This would require any new taxes after January 1, 2017 be subject to voter approval; repealing all the gas taxes as well as the vehicle fees that go to funding transportation and transit. This is a constitutional amendment and has a higher signature threshold of at least 580,000. His firm believes there are some individuals who will be willing to pay to gather all these signatures. Mr. Robertson said Shaw/Yoder/Antwih, Inc. among other stakeholder groups are working to meet with these GOP members.

Director Zoe Kersteen-Tucker asked if there was a time limit on SB 797. Mr. Robertson said that all of the entities that are required to work on this have to agree and determine what time is right to initiate.

Director Charles Stone asked Mr. Robertson if he was aware of a legislature that is also looking into repealing the tax. Mr. Robertson responded yes, that Senator Newman from the 29th District (combination of Riverside, Los Angeles and Orange County representative) is supporting this effort and things were not looking promising. Senator Newman passed a trailer bill that will allow people who felt misled when they signed this petition to pull back their signatures. This item is still pending.

Director Stone asked if the measure by the GOP is for state wide taxes only. Mr. Robertson responded yes.

Director Dave Pine said he was surprised that the bill is written to be retroactive to January 1, 2017 and that this can be done.

Joan Cassman, General Counsel, said a lawsuit would surely be initiated if the bill passes and she hopes it does not get to this point.

Director Josh Powell said some of the bills in the matrix state that 'SamTrans supports the bill'. Director Powell asked if SamTrans voted on them or how is it determined if a certain bill is supported by SamTrans.

Jim Hartnett, General Manager/CEO said the SamTrans Board adopts a Legislative Program that has themes and if the legislation fits within that Board adopted policy then it is supported.

Director Powell commented he is not so sure he supports RM3 and has concerns.

Director Kersteen-Tucker said there is a difference between supporting the overall legislative agenda and calling out individual measures, especially RM3.

Mr. Hartnett stated the Board does not vote on parts of legislation. He said the legislative matters and language change rapidly during the course of the year and the Board has adopted broad policies under which we operate. Mr. Hartnett proposed in the future it may be helpful to spend more time on a broad adoption so that it is clear we are catching the themes of the Board.

Director Matsumoto proposed to bring this subject to the next retreat for further discussion.

Director Groom said RM3 is a totally different subject because the Board was not initiating the measure in any way.

Mr. Robertson said Shaw/Yoder/Antwih, Inc. had a support concept to the RM3 Bill. The RM3 Bill projects are not specific to SamTrans, but it does support the Transportation Authority, City/County Association of Government of San Mateo and Caltrain where the investments are quite significant. Mr. Robertson also noted they were able to leverage some additional funding to make it easier for San Mateo County to be able to construct the Managed Lanes on 101 for the Express Bus Lane that SamTrans will be running on this corridor. Mr. Robert stated we are better off now than where we were 45 days ago.

Director Groom said the Board would have liked to have more information along the way.

Vice Chair Stone said he supports Director Grooms comment and feels the Board should write a policy of what measures they want to support. Mr. Murphy said he will look at the process going forward.

Director Jeff Gee said there is a cost and struggle to striking the right balance when it comes to deciding on measures and he feels we have come a long way on these measures. He thanked Mr. Robertson and his team for all their efforts.

Chair Rose Guilbault said she agrees that we have to be very nimble in terms of legislation to be able to keep up with everything. She said it is a good conversation and a good time to review once again what the policy is and the Board to be involved and more engaged in robust conversations about legislation.

Mr. Hartnett complimented and thanked Mr. Rogers and his team for all their hard work in Sacramento. He said Shaw/Yoder/Antwih, Inc. are consulted by the Secretary of Transportation, the Governor's office and are involved every day with administrative officials on key legislative pieces.

Adjourned: 2:53 p.m.

**SAN MATEO COUNTY TRANSIT DISTRICT
STAFF REPORT**

TO: San Mateo County Transit District

THROUGH: Jim Hartnett
General Manager/CEO

FROM: Seamus Murphy
Chief Communications Officer

SUBJECT: **STATE AND FEDERAL LEGISLATIVE UPDATE**

ACTION

Staff will provide regular updates to the Board in accordance with the approved Legislative Program.

SIGNIFICANCE

The 2017 Legislative Program establishes the principles that will guide the legislative and regulatory advocacy efforts. Based on those principles, staff coordinates closely with our Federal and State advocates on a wide variety of issues that are considered in Congress and the State legislature. The attached reports highlight the recent issues and actions that are relevant to the Board.

Prepared By: Casey Fromson, Government and
Community Affairs Director

650-508-6493

October 23, 2017

TO: Board of Directors, San Mateo County Transit District

FM: Joshua W. Shaw and Matt Robinson, Shaw / Yoder / Antwih, Inc.
Mike Robson and Trent Smith, Edelstein Gilbert Robson & Smith LLC

RE: **STATE LEGISLATIVE UPDATE – November 2017**

Legislative Update

The Legislature adjourned for Interim Recess on September 15. The Legislature will reconvene the 2017-2018 Legislative Session on January 3. In this report, we highlight the final outcome of the most relevant bills this year affecting SamTrans, discussed under ***Bills of Interest*** below.

SB 1 Programs Underway

For the past several months, numerous state agencies, including CalSTA, Caltrans, and the CTC have been working vigorously to develop guidelines and issue the call for projects for several programs funded by SB 1 (Beall and Frazier). Below is the most up to date information on the status of each program impacting transit.

State Transit Assistance “State of Good Repair” Program – Draft guidelines have been released with comments due to Caltrans by November 15. Final guidelines are expected in late November. Transit agencies and Regional Transportation Planning Agencies will need to provide a list of projects for funding to Caltrans by January 31, 2018. This Program provides \$105 million annually for transit projects using the State Transit Assistance formula to distribute the funding.

Transit and Intercity Rail Capital Program – Final guidelines were released for this competitive statewide Program on October 13 and the Call for Projects has been announced. Project applications are due to Caltrans January 12, 2018. This Program cycle will stretch across five years and CalSTA will award approximately \$2.4 billion in projects.

State Rail Assistance Program – Guidelines for this Program were released on October 13. Allocation requests are due to CalSTA by December 15. This Program provides approximately \$2.5 to \$4.1 million annually over the next three years to Caltrain.

Solution for Congested Corridors Program – Draft guidelines for the Program were approved by the CTC on October 18 and will be finalized on December 6. Project applications will be due in February 2018. This Program cycle will stretch across four years and the CTC will award \$1 billion in projects.

SB 1 Repeal

As we have reported in the past, a meaningful threat to the SB 1 revenues has arisen, with the filing of a new referendum initiative on September 14. The initiative would require statewide voter approval of any increase or extension of gasoline or diesel fuel taxes after January 1, 2017. The initiative is now being led by John Cox, a wealthy Republican businessman and candidate for Governor. The initiative is also supported by several of California's Congressional Republicans. To qualify the initiative for the ballot, the proponents will need to gather approximately 580,000 signatures.

We continue to collaborate with stakeholders on how best to counter the initiative's proponents and the early implementation of transportation projects around the state seems to be influencing voters. A recent poll by the Problosky Research Group showed that only 38 percent of voters would vote to repeal the new SB 1 funding. This is a positive sign as we continue to work on spreading a positive message on SB 1.

Bills of Interest

SB 1 (Beall & Frazier) – Transportation Funding Package (Signed by Governor on April 28)

Dubbed the Road Repair and Accountability Act of 2017, this was the vehicle to move the final transportation funding package negotiated by the legislative leaders and the Governor. Assembly Member Jim Frazier is the principal co-author of the measure (originally introduced by Senator Jim Beall). The bill will increase several taxes and fees to address issues of deferred maintenance on state highways and local streets & roads, goods movement projects, and public transit and active transportation projects.

For transit systems across California, SB 1:

- Increases the incremental sales tax on diesel fuel dedicated to the State Transit Assistance program by adding another 3.50% to the rate – generating approx. \$250 million/year – to be used for transit capital and operations purposes;
- Increases the incremental sales tax on diesel fuel by another 0.50% rate add-on – generating approx. \$40 million/year – and dedicates these revenues to intercity and commuter rail systems; and,
- Establishes a new “Transportation Improvement Fee” (TIF) under the Vehicle License Fee law (removing constitutional Article XIX restrictions) and dedicates these revenues as follows:
 - Approximately \$105 million/year to the STA program, for “state of good repair” types of expenditures;
 - About \$245 million/year to the Transit and Intercity Rail Capital Program, the competitive transit capital program overseen by the California State Transportation Agency; and,
 - About \$250 million/year to a new “Solutions for Congested Corridors Program” which would be overseen by the California Transportation Commission, for allocation to project applicants for a balanced set of transportation, environmental and community access improvements within highly congested travel corridors in California, including transit projects.

The funding package also provides for accelerated loan repayments from the General Fund to public transit; \$236 million will go to the Transit and Intercity Rail Capital program.

We project that, from these programs alone, **SB 1 directs or makes available approximately \$600 million to \$900 million annually in new funding to public transit**, in the first couple years of the program; and, some of the revenue sources will grow or are adjusted up over time. (While many of the

new taxes and fees will be adjusted over time by a consumer price index factor – such as the TIF – the new incremental sales tax on diesel fuel is *not* indexed to CPI.) ***The SamTrans Board SUPPORTS this bill.***

SB 595 (Beall) – Regional Measure 3 (Signed by Governor on October 10)

This bill is the vehicle for Regional Measure 3 and would authorize the nine counties in the Bay Area to vote on an increase in tolls on the Bay Area’s bridges to be used for transportation projects throughout the region. ***The SamTrans Board SUPPORTS this bill.***

SB 614 (Hertzberg) – Transit Enforcement (Signed by Governor on September 1)

This bill would require fine revenue collected through an administrative process be deposited with the issuing agency, lowers maximum penalty amounts for administrative violations, and allows community service in lieu of payment.

SB 797 (Hill) – Caltrain Funding (Signed by Governor on October 10)

This bill would authorize the Peninsula Corridor Joint Powers Board (Caltrain), by a resolution approved by two-thirds of the board and with the approval of other local agencies, to levy a tax at a rate not to exceed 0.125% in the Counties of San Francisco, San Mateo, and Santa Clara, if a ballot measure is passed by two-thirds of the voters regionally. The tax revenues would be used by the board for operating and capital purposes of the Caltrain rail service. ***The SamTrans Board SUPPORTS this bill.***

SCA 6 (Wiener) – Lower Vote Threshold for Local Transportation Taxes (Two-Year Measure)

The California Constitution subjects the imposition of a special tax by a city, county, or special district upon the approval of two-thirds of the voters. This measure would lower that threshold to 55 percent of voters for taxes for transportation purposes. ***The SamTrans Board SUPPORTS this measure.***

AB 28 (Frazier) – Caltrans NEPA Delegation (Signed by Governor on March 29)

This bill would grant Caltrans the authority to continue performing federal environmental responsibilities for highway projects under the National Environmental Policy Act (NEPA) and other federal laws until January 1, 2020. ***The SamTrans Board SUPPORTS this bill.***

AB 673 (Chu) – Bus Procurements (Signed by Governor on July 24)

This bill would require public transit operators, before the procurement of a new bus, to take into consideration the recommendations of, and best practices standards developed by, local labor representatives related to reducing the risk of operator assault and accidents related to blind spots.

AB 1113 (Bloom) – State Transit Assistance Program Formula Clarification (Signed by Governor on July 21)

This bill amends the statutes governing the State Transit Assistance (STA) program to clarify several ambiguities in law that led to administrative changes made in 2016 by the State Controller’s Office; these changes implemented new calculation and allocation methodologies for the STA program, suddenly changing the way these funds are distributed to transit agencies. ***The SamTrans Board SUPPORTS this bill.***

AB 1613 (Mullin) – SamTrans Sales Tax Authority (Signed by Governor on September 11)

Existing law authorizes the San Mateo County Transit District to adopt a sales tax ordinance in accordance with specified provisions of law, including a requirement that the combined rate of all such taxes imposed in the county may not exceed 2%. This bill would authorize the board to exceed that 2% limit to impose a sales tax of no more than 0.5%, if approved by the board before January 1, 2021. ***SamTrans is the SPONSOR of this bill.***

ACA 5 (Frazier and Newman) – Protection of Transportation Revenues (June 2018 Ballot)

This measure, which was part of the SB 1 transportation funding package and already passed, would prohibit the state from borrowing revenues from fees and taxes imposed on vehicles or their use, and from using those revenues other than as specifically permitted by Article XIX. This measure would prohibit vehicle revenues and fuel tax revenues from being pledged or used for the payment of principal and interest on general obligation bonds issued by the state, except for vehicle weight fee revenues used to pay bond approved prior to January 1, 2017. ***The SamTrans Board SUPPORTS this bill.***

Holland & Knight

800 17th Street, N.W., Suite 1100 | Washington, DC 20006 | T 202.955.3000 | F 202.955.5564
Holland & Knight LLP | www.hklaw.com

SamTrans Federal Update October 2017

Appropriations Update: Congress has until December 8 to finalize the fiscal year (FY) 2018 appropriations bills. While the House has passed all 12 FY 2018 bills, the Senate has proceeded at a slower pace. The Senate Appropriations Committee was expected to mark up the ninth and tenth of the 12 total spending bills during the week of October 16—Interior Appropriations and Homeland Security Appropriations—but hearings were postponed due to Appropriations Committee Chairman Thad Cochran’s illness, and the hearings have not yet been rescheduled.

Senate Passes FY 2018 Budget Resolution: On October 19, the Senate passed its FY 2018 [budget resolution](#) in a [51-49](#) party line vote, which paves the way for Republicans to pass tax reform through reconciliation—a procedural tool that requires a simple majority vote threshold (50 votes) instead of the 60 votes normally required under regular order. No Democrats voted in favor, and only one Republican Senator voted in opposition, Senator Rand Paul (R-KY). The House passed its [budget resolution](#) by a party line vote of [219-206](#) on October 5. No Democrats voted in favor of the budget resolution.

The Senate bill included a last minute amendment from Senate Budget Committee Chairman Michael Enzi (R-WY) that modifies the House budget resolution to allow it to bypass a conference committee so the House can consider the Senate budget resolution this week. Chairman Enzi’s amendment also modified the House budget resolution to eliminate the \$203 billion in mandatory spending cuts it offered, and replaced the House’s deficit neutral tax cut with a cut that would add \$1.5 trillion to the deficit over the next ten years. The amendment was adopted in a [52-48](#) party line vote.

The Senate eliminated a House provision that would allow Rep. Bill Shuster’s (R-PA) air traffic control privatization reform legislation to be considered in the House as several Republican Senators oppose it. However, the proposal may still be considered in the House, due to the inclusion of procedural language that allows the House Rules Committee to reserve the right to change or waive rules in the budget laws. However, this is not a procedure that is often employed.

The Senate budget resolution includes two provisions to allow infrastructure legislation. One provision that allows the House to adjust its budget funding levels for legislation “that invests in national infrastructure, to the extent that such measure is deficit neutral for the total of fiscal years 2018 through 2027.” The other provision allows the Senate to adjust its budget funding levels for legislation relating to “infrastructure, transportation, and water development...to the extent that such legislation would not increase the deficit over either the period of the total of fiscal years 2018 through 2022 or the period of the total of fiscal years 2018 through 2027.”

Senate Committee Advances Autonomous Vehicle Legislation: On October 4, the Senate Commerce Committee unanimously approved autonomous vehicle legislation, [S. 1885, the AV START Act](#). Committee Chairman John Thune (R-SD) said the bill “underscores the bipartisan desire to move ahead with self-driving vehicle technology.” The legislation does not cover trucks due to lack of support. Senator Jim Inhofe (R-OK) withdrew an amendment proposing the inclusion of trucks under the bill. He said that the exclusion of trucks would hinder efforts to develop and adopt newer and safer technology. Groups advocating for the inclusion of trucks have said it was “inconceivable” to exclude one type of vehicle. However, opponents of the amendment have said autonomous trucks pose a threat to commercial drivers and the industry.

More than two dozen [amendments](#) were adopted, including proposals addressing data and cybersecurity issues, as well as child safety. The legislation will allow automakers to seek safety exemptions for vehicles based on production volume, and provides states with control over rules regarding registration, licensing, insurance and safety. Companies will be limited to selling 15,000 vehicles in the first year after this legislation is enacted, 80,000 vehicles in three years, and an unlimited amount in the fourth year.

Since the House has already approved its version of the bill—[the SELF DRIVE Act, H.R. 3388](#), Chairman Thune is hopeful that the two chambers can reconcile the bills’ differences quickly. If so, lawmakers have said that the legislation can be passed as a standalone, instead of combining it with a different legislative package. However, there are significant differences between the two bills including federal preemption of state and local laws—the House bill and exemptions to Federal Motor Vehicle Safety Standards (FMVSS).

House Committee Hearing on Highways and Transit Infrastructure: The House Transportation and Infrastructure’s Subcommittee on Highways and Transit held a hearing on October 11 to discuss needs for highway and transit with stakeholders. The “Building a 21st Century Infrastructure for America: Highways and Transit Stakeholders’ Perspectives” hearing witnesses were:

- [Patrick McKenna](#), Director, Missouri Department of Transportation; on behalf of American Association of State Highway and Transportation Officials (AASHTO)
- [Jim Roberts](#), President & CEO of Granite Construction, Inc.; on behalf of Transportation Construction Coalition
- [Brent Booker](#), Secretary-Treasurer, North America’s Building Trades Unions
- [Ray McCarty](#), President and CEO of Associated Industries of Missouri and Executive Director of the Missouri Transportation and Development Council; on behalf of the National Association of Manufacturers (NAM)
- [Peter Rogoff](#), CEO, Sound Transit

During the hearing, Democrats expressed frustration over a perceived lack of action from the Administration on infrastructure. House Transportation & Infrastructure Committee Ranking Member Peter DeFazio (D-OR) said the committee should take the lead, forcing the House to act on infrastructure. However, Subcommittee Chairman Sam Graves (R-MO) responded to this criticism by saying that the hearings serve as guidance in advance of the Administration’s plan.

There was also disagreement between committee members over the source of funding for an infrastructure package, with Democrats advocating for direct federal investment, and Republicans advocating for the pursuit of public-private partnerships and infrastructure asset recycling. The committee agreed that the Highway Trust Fund must be updated and overhauled, focusing on the gas tax. Members and panelists underscored the pressing need to go beyond the FAST Act and invest in surface transportation infrastructure that addresses both urban and rural needs, including roadways, public transit, airports, rail, and ports.

California Republican and Democratic committee members argued about the California gas tax increase, SB 1. Rep. Doug LaMalfa (R-CA) criticized SB 1 as a partisan initiative and said that many voters do not trust the state government to spend the money on roads. Rep. Grace Napolitano (D-CA) defended the legislation and said she hoped that the federal government would do what California did – raise a host of taxes and fees on system users, not just the gas tax.

Members and panelists discussed funding mechanisms, particularly public-private partnerships, gas taxes, vehicle fees, and direct funding streams for freight. Panelists also discussed the need to cut bureaucratic hurdles to permitting and delivery.

House Rail Subcommittee Hearing on Infrastructure: On October 4, the House Transportation & Infrastructure Committee’s Subcommittee on Railroads, Pipeline and Hazardous Materials held a hearing to gather input from rail stakeholders as the Administration is drafting its infrastructure proposal. The witnesses were:

- [Edward Hamberger](#), President and CEO, Association of American Railroads
- [Charles “Wick” Moorman](#), Co-CEO, Amtrak
- [Linda Darr](#), President, American Short Line and Regional Railroad Association
- [Tom DeJoseph](#), Senior Advisor of Industry Relations, Loram Maintenance of Way
- [Larry Willis](#), President, Transportation Trades Department, AFL-CIO

Mr. Moorman, Co-CEO of Amtrak discussed Amtrak’s recent success in ridership and revenue growth, mostly in the Northeast Corridor. He did say that funding is needed to maintain state of good repair and to expand service. Traffic has doubled on the Northeast Corridor whose assets are over a century old. He said that an infrastructure proposal needs a “generational investment” and rebuilding and expanding the Northeast Corridor is the first priority.

Mr. Hamberger stated that freight rail infrastructure is in its best condition. Freight railroads have been investing more in their infrastructure and equipment than ever before –\$135 billion between 2012 to 2016. Since these railroads are privately owned and operated on infrastructure that is built, maintained, and financed by the companies, the taxpayers should not have to fund these type of infrastructure.

Mr. Willis, with the AFL CIO, warned that the infrastructure legislation should not reduce safety or labor regulations to fast-track projects, although he does support reasonable reforms to permitting.

Mr. Hamberger stated that AAR's members had spent \$7 billion for positive train control (PTC) implementation last year and will spend another billion this year. By the time PTC is fully installed by the end of 2018, the cost will be \$10 billion, and PTC will be 51 percent operational. When asked about crude oil on trains, Mr. Hamberger said that the number of trains carrying crude oil has dropped significantly and that the January 1, 2018 deadline for removing the trains from service will be met.

FHWA, FRA, FTA Announce Program for Eliminating Duplication of Environmental Reviews: The Federal Highway Administration (FHWA), Federal Railroad Administration (FRA), and Federal Transit Administration (FTA) announced a program that would implement FAST Act requirements to establish a pilot program for eliminating duplication of environmental reviews. The pilot program allows up to five states to conduct environmental reviews and make approvals for projects under state environmental laws and regulations instead of the National Environmental Policy Act. The rule would address application requirements and criteria to determine whether state laws and regulations are at least as stringent as applicable federal laws. It also would update the corrective action period that the agencies must provide to a state participating in the Surface Transportation Project Delivery Program. [A public comment period is open, and comments are due November 27, 2017.](#)

NHTSA Cites Rise in Traffic Deaths: The National Highway Traffic Safety Administration (NHTSA) [reported](#) that traffic deaths rose 5.6 percent last year, in the largest two-year consecutive jump in 20 years. The fatalities related to drunk driving, speeding, and failure to use seatbelts increased, as well as pedestrian, motorcyclist, and bicyclist fatalities. Additionally, more than 23,700 people died in passenger cars and light-duty trucks, marking the largest number since 2008.

Treasury Releases Totals for Highway Trust Fund: The Treasury Department released the [totals](#) for federal trust fund accounts that ended on September 30, 2017 – the end of FY 2017. The Highway Trust Fund had a \$13.4 billion deficit in the fiscal year, decreasing its end of the year balance from \$69.2 billion down to \$56.3 billion. The Trust Fund also gained \$383 million on interest on the balances that were deposited by the FAST Act. This allowed transfers of highway funding to mass transit to reach \$1.1 billion in 2017 (the same as 2016 levels). The Airport and Airway Trust Fund increased its balance to \$14.5 billion at the end of 2017, from its beginning of the year \$14.3 billion balance.



AGENDA

BOARD OF DIRECTORS

San Mateo County Transit District Administrative Building
Bacciocco Auditorium - Second Floor
1250 San Carlos Ave., San Carlos, CA

WEDNESDAY, NOVEMBER 1, 2017 – 3:00 p.m.

BOARD OF DIRECTORS 2017

ROSE GUILBAULT, CHAIR
CHARLES STONE, VICE CHAIR
JEFF GEE
CAROLE GROOM
ZOE KERSTEEN-TUCKER
KARYL MATSUMOTO
DAVE PINE
JOSH POWELL
PETER RATO

JIM HARNETT
GENERAL MANAGER/CEO

1. CALL TO ORDER

2. ROLL CALL

3. CONSENT CALENDAR

MOTION

- a. Approval of Minutes of Board of Directors Meeting of October 4, 2017
- b. Acceptance of Statement of Revenues and Expenses for June 2017
- c. Acceptance of Statement of Revenues and Expenses for September 2017
- d. Approve 2018 Board of Directors Meeting Calendar
- e. Receive and File Executed Contracts Up to \$100,000 (Non-C&P) Quarterly Report
- f. Receive and File Executed Contracts Greater than \$100,000 - \$150,000 Quarterly Report

4. PUBLIC COMMENT

Public comment by each individual speaker shall be limited to one minute

5. REPORT OF THE CHAIR

- a. Ad hoc Get Us Moving Committee Update

6. REPORT OF THE GENERAL MANAGER/CEO

7. COMMUNITY RELATIONS COMMITTEE – Z. KERSTEEN-TUCKER

INFORMATIONAL

- a. Accessibility Update
- b. Paratransit Coordinating Council Update
- c. Citizens Advisory Committee Update
- d. Mobility Management Report – Fixed Route Bus Service
- e. Multimodal Ridership Report – September 2017

Note: All items appearing on the agenda are subject to action by the Board. Staff recommendations are subject to change by the Board.

8. FINANCE COMMITTEE – C. GROOM

MOTION

- a. Authorize the Disposition of 70 Surplus Rolling Stock and Related Components Authorize Award of Contract for On-Call Transportation Planning and Support Service

RESOLUTIONS

- b. Authorize Award of Contract for Security Guard Services to Allied Universal Security Services to San Mateo County Transit District for a not to exceed amount of \$11.5 million for a Five-Year Term
- c. Amendment to Contracts for Provision of On-Call Environmental Planning, Permitting and Support Services
- d. Amendment to Contracts for Provision of On-Call Transportation Planning and Support Services
- e. Award of Contract to Creative Bus Sales, Inc. for Three New Paratransit Cutaway Vehicles for a Total Cost of \$369,930

9. LEGISLATIVE COMMITTEE – K. MATSUMOTO

INFORMATIONAL

- a. State and Federal Legislative Update

10. GENERAL COUNSEL REPORT

- a. Closed Session: Conference with Legal Counsel – Existing Litigation Pursuant to Government Code Section 54956.9 (d)(1): Gary Harrison, Susan Harrison, et al. v. Dhanota, County of San Mateo, et. al Case #17CIV00187

11. WRITTEN COMMUNICATIONS TO THE BOARD OF DIRECTORS

12. BOARD MEMBER REQUESTS/COMMENTS

- 13. DATE, TIME AND PLACE OF NEXT REGULAR MEETING** – December 6, 2017 at 2 p.m., San Mateo County Transit District, Administrative Building, Bacciocco Auditorium, 2nd Floor, 1250 Carlos Ave., San Carlos 94070

14. ADJOURN

INFORMATION FOR THE PUBLIC

If you have questions on the agenda, please contact the District Secretary at 650-508-6242. Agendas are available on the SamTrans Website at www.samtrans.com.

The San Mateo County Transit District Board and Citizens Advisory Committee (CAC) meeting schedules are available on the Web site.

Date and Time of Board and Advisory Committee Meetings

San Mateo County Transit District Committees and Board: First Wednesday of the month, 2 p.m.; SamTrans Citizens Advisory Committee: Last Wednesday of the month, 6:30 p.m. Date, time and location of meetings may be change as necessary.

Location of Meeting

The San Mateo County Transit District Administrative Building is located at 1250 San Carlos Avenue, San Carlos, one block west of the San Carlos Caltrain Station on El Camino Real, accessible by SamTrans bus Routes ECR, FLX, 260, 295 and 398. [Map link](#) Additional transit information can be obtained by calling 1-800-660-4287 or 511.

Public Comment

- If you wish to address the Board, please fill out a speaker's card located on the agenda table. If you have anything that you wish distributed to the Board and included for the official record, please hand it to the District Secretary, who will distribute the information to the Board members and staff.
- Members of the public may address the Board on non-agendized items under the Public Comment item on the agenda. Public testimony by each individual speaker shall be limited to one minute and items raised that require a response will be deferred for staff reply.

Accessibility for Individuals with Disabilities

Upon request, the Transit District will provide for written agenda materials in appropriate alternative formats, or disability-related modification or accommodation, including auxiliary aids or services, to enable individuals with disabilities to participate in public meetings. Please send a written request, including your name, mailing address, phone number and brief description of the requested materials and a preferred alternative format or auxiliary aid or service at least two days before the meeting. Requests should be mailed to the District Secretary at San Mateo County Transit District, 1250 San Carlos Avenue, San Carlos, CA 94070-1306; or emailed to board@samtrans.com; or by phone at 650-508-6242, or TTY 650-508-6448.

Availability of Public Records

All public records relating to an open session item on this agenda, which are not exempt from disclosure pursuant to the California Public Records Act, that are distributed to a majority of the legislative body will be available for public inspection at 1250 San Carlos Avenue, San Carlos, CA 94070-1306, at the same time that the public records are distributed or made available to the legislative body.

Note: All items appearing on the agenda are subject to action by the Board. Staff recommendations are subject to change by the Board.

**SAN MATEO COUNTY TRANSIT DISTRICT (DISTRICT)
1250 SAN CARLOS AVENUE, SAN CARLOS, CALIFORNIA**

**MINUTES OF BOARD OF DIRECTORS MEETING
OCTOBER 4, 2017**

Board Members Present: J. Gee, C. Groom, R. Guilbault (Chair), Z. Kersteen-Tucker, K. Matsumoto, D. Pine, J. Powell, P. Ratto, C. Stone

Staff Present: M. Beveridge, J. Cassman, C. Gumpal, D. Hansel, J. Hartnett, M. Martinez, S. Murphy, M. Ross, M. Simon

Chair Rose Guilbault called the meeting to order at 2:53 p.m.

CONSENT CALENDAR

- a. Approval of Minutes of Board of Directors Meeting of September 6, 2017
- b. Acceptance of Statement of Revenues and Expenses for August 2017

Motion/Second: Pine/Gee

Ayes: Gee, Groom, Kersteen-Tucker, Matsumoto, Pine, Powell, Ratto, Stone, Guilbault

PUBLIC COMMENT

None.

REPORT OF CHAIR

Ad Hoc 2018 Local Transportation Funding Committee Update

Director Charles Stone said the committee met September 22 2017. Director Zoe Kersteen-Tucker and Chair Guilbault were present. Director Carole Groom was not able to attend, but provided her with an update. Director Stone said they received very good information on the Education and Outreach efforts. He presented the new San Mateo County "Get Us Moving" logo that is going to be the brand of the Education and Outreach effort. Director Stone said the logo was reviewed with stakeholders involved in this project and it will be distributed through digital and television mediums. The Ad Hoc Committee is satisfied and very pleased with the progress that has been made. He said they are moving forward robustly with this attempt to educate and hear from the public about issues and challenges and what they would like to see the District evolve to.

Chair Rose Guilbault said the Board Retreat is scheduled on Monday, October 23, 2017 at the Maverick's Event Center in Half Moon Bay.

REPORT OF THE GENERAL MANAGER/CEO – J. Hartnett

Mr. Jim Hartnett, General Manager/CEO said his written report is in the agenda packet.

Mr. Hartnett presented the following awards:

- Mr. Majdi El-Khatib , 30 Year Safe Driver Award
- Mr. John Puleo, 30 Year Safe Driver Award

Update on 2016 Employee Survey District Actions

Mark Simon, Chief of Staff said a very extensive survey of SamTrans employees was conducted. A number of questions to what SamTrans can do near-term to make employees feel better about working here were provided in the survey. SamTrans established five District actions and two actions by the Human Resources department. The following are referenced in the quarterly update and are identified as constant:

- 1) Classification Pay Practices, Compensation, Performance Management and Benefits Study
Mr. Simon said SamTrans completed a market survey on salary, health and retirement benefits and pay practices throughout the region and throughout the country and finalized a Performance Management strategy.
Mr. Simon said overall recommendations for the District is being finalized. The draft report will be presented to the Executive Team and a separate session with the consultant, to help SamTrans understand how to interpret this information. He said SamTrans will be discussing in-depth on how to report out on them to our employees and how to roll out these new programs.
- 2) Rewards and Recognition Program
 - How to think about rewards and recognition
 - How to conduct themselves
 - Foundation of an understanding of the purpose of the program
 - How to create an atmosphere in which people are looking for opportunities, to express their appreciation to one another, and to other colleagues
 - A peer-to-peer recognition program
- 3) Strengthen Inter-departmental Collaboration
The program was delayed due the person responsible for this task leaving the agency. In the meantime a meeting has been organized with staff at the Directors level. One of the elements is to address information flow. This team will be meeting within the next several weeks. SamTrans continues to provide training on communicating effectively.
- 4) Increase Employee Development Opportunities
SamTrans is hosting in November the San Mateo County Supervisor Academy for 35 public employee agencies, including six full-time employees from SamTrans.
Mr. Simon said we will be hosting an Introduction to Supervision for County of San Mateo.
- 5) Improve Employee Communications and Feedback
New employees have been hired in Communications with key responsibilities to strengthen inter-departmental collaboration. In addition, there have been several ongoing activities – quarterly Town Hall meetings, the next one October 19 at North Base, regular Messages from Jim and monthly Coffees with Jim in which he meets with employees one-on-one at each of our facilities.

Human Resources Action 1 - Develop a Robust Onboarding Program

Bob Greenleaf, one of the key people in this area, is a member of a Workforce Development Group that focuses on this and has had several conversations about how to conduct themselves using best practices for onboarding. Under review is an onboarding technology software SamTrans hopes to have as part of the budget request for the upcoming fiscal year.

Human Resources Action 2 - Develop a SamTrans Leader Program

This Next Generation Leadership Program proposal has been submitted to the series of pilots they are going to roll out in November and December. Several people will be selected to take the training.

Chair Guilbault thanked Mr. Simon and said that it is really great from where SamTrans was last year. She said she knows SamTrans has received a lot of feedback from employees on the employee surveys and this is a good response toward the comments. Mr. Simon said it was a team effort.

Customer Service Week

Mr. Hartnett announced the first week of October is Customer Service Week. He said the daily efforts by SamTrans front-line employees providing courteous and trustworthy service to our customers is always worth celebrating and especially during this week. The 2017 customer service week campaign theme is Building Trust.

Update on the Fitch Rating System

Mr. Hartnett said a new rating system with new rating criteria was established in June 2017. Mr. Hartnett said based on this criterion rating, SamTrans rated AA. SamTrans was previously rated at AA+. The AA rating reflects the District's strong operating performance, its limited long-term liabilities and the view of the Fitch rating service. This does not affect our current debt and those rates will not change.

Mr. Hartnett said the Peninsula Corridor Joint Powers (JPB) debt rating, which is different, is independently rated and was lowered due to the cash position of the JPB.

COMMUNITY RELATIONS COMMITTEE – Z. Kersteen-Tucker

PROCLAMATION

- a. Designation of October as Disabilities Awareness Month

Motion/Second: Gee/Stone

Ayes: Gee, Groom, Kersteen-Tucker, Matsumoto, Pine, Powell, Ratto, Stone, Guilbault

INFORMATIONAL

- b. Accessibility Update
- c. Paratransit Coordinating Council Update
- d. Citizens Advisory Committee Update
- e. Mobility Management Report
- f. Multimodal Ridership Report – August 2017
- g. Quarterly Dashboard (April – June)

FINANCE COMMITTEE – C. Groom

RESOLUTIONS

Authorize Amendment of the Employer's CalPERS Contribution to the Employees', Retirees' and Board Members' Monthly Medical Premiums

Approved by Resolution No. 2017-64 through 2017-74

Motion/Second: Gee/Stone

Ayes: Gee, Groom, Kersteen-Tucker, Matsumoto, Pine, Powell, Ratto, Stone, Guilbault

LEGISLATIVE COMMITTEE – K. Matsumoto

SUBJECT DISCUSSED

- a. State and Federal Legislative Update

WRITTEN COMMUNICATIONS TO THE BOARD OF DIRECTORS

No discussion.

BOARD MEMBER REQUESTS/COMMENTS

None.

REPORT OF LEGAL COUNSEL

- a. Closed Session: Conference with Labor Negotiator – Pursuant to Government Code Section 54957.6
Agency designated representatives: Pat Glenn and Bill Carson
Employee organizations: Teamsters Union, Local 856 (Maintenance/Utility Supervisors; Bus Transportation Supervisors/Dispatchers/Radio Controllers; Transit Instructors; Bus Contract Inspectors)

Recessed to Close Session: 3:21 PM

Reconvene to Open Session: 3:32 PM

Ms. Cassman said the Board met in closed session to receive the final status on labor negotiations. There is an agreement that mirrors the terms and conditions in the collective bargaining agreement with ATU Local 856.

- b. Authorize Execution of the Collective Bargaining Agreements with Teamsters Union, Local 856 Subject To Ratification of the Employees in the Bargaining Units

Approved by Resolution No. 2017-75

Motion/Second: Gee/Stone

Ayes: Gee, Groom, Kersteen-Tucker, Matsumoto, Pine, Powell, Ratto, Stone, Guilbault

DATE, TIME AND PLACE OF NEXT REGULAR MEETING – November 1, 2017 at 2 p.m., San Mateo County Transit District, Administrative Building, Bacciocco Auditorium, 2nd Floor, 1250 Carlos Ave., San Carlos 94070

Adjourned at 3:33 PM

SAN MATEO COUNTY TRANSIT DISTRICT
STAFF REPORT

TO: Board of Directors

THROUGH: Jim Hartnett
General Manager/CEO

FROM: Martha Martinez
Executive Officer,
District Secretary/Executive Administration

SUBJECT: **2018 BOARD OF DIRECTORS MEETING CALENDAR**

ACTION

Staff recommends the Board approve the Meeting Calendar for 2018 (attached).

SIGNIFICANCE

The Board of Directors' committee and regular board meetings are scheduled for the first Wednesday of each month at 2:00 p.m. except for the July meeting which falls on the Fourth of July holiday. The July meeting is scheduled for the Second Wednesday of the month, July 11, 2017.

BUDGET IMPACT

There is no impact on the budget.



Board/Committee Meeting Calendar 2018

Wednesday – 2 PM
January 3
February 7
March 7
April 4
May 2
June 6
July 11*
August 1
September 5
October 3
November 7
December 5

The Board/Committee meets the first Wednesday of the month unless otherwise noted.

All meetings are held at 1250 San Carlos Ave., Second Floor, San Carlos, CA 94070.

Approved _____

* Second Wednesday of the month

**SAN MATEO COUNTY TRANSIT DISTRICT
STAFF REPORT**

TO: Board of Directors

THROUGH: Jim Hartnett
General Manager/CEO

FROM: Martha Martinez
Executive Officer,
District Secretary/Executive Administration

SUBJECT: **EXECUTED CONTRACTS UP TO \$100,000 (NON-C&P) QUARTERLY REPORT**

ACTION

Staff requests that the Board receive and file the Executed Contracts Quarterly Report (attached).

SIGNIFICANCE

The attached provides a quarterly update on contracts valued up to \$100,000 delegated by the San Mateo County Transit District Board of Directors (Board) to the General Manager/CEO or his designee. This delegation of authority applies to grant agreements, funding agreements, memoranda of understanding, interagency agreements and cooperative agreements.

BUDGET IMPACT

There is no impact to the budget.

BACKGROUND

On March 2, 2016, the Board delegated authority to the General Manager/CEO or his designee to execute contracts and related amendments with values up to a total of \$100,000 per contract, including any amendments (Resolution No. 2016-12). The Board directed the General Manager/CEO or his designee to report any and all contracts entered into by this authority on a quarterly basis.

Prepared By: Martha Martinez

650-508-6242

San Mateo County Transit District

2017

Executed Contracts by General Manager/CEO

DATE ENTERED INTO	CONTRACT NAME/DESCRIPTION	PARTIES TO CONTRACT	AMOUNT
1st Quarter January - March 2017			
01/05/17	Funding Agreement for the Grand Boulevard Initiative: Creating Safe and Healthy Corridor Communities Project	City of Palo Alto (funded by)	Up to \$22,613
2nd Quarter April - June 2017			
05/30/17	Funding Agreement for the Grand Boulevard Initiative: Creating Safe and Healthy Corridor Communities Project	City of Redwood City (funded by)	Up to \$22,613
06/06/17	Short Range Transit Plan - Amendment No. 1, extend contract termination to July 30, 2017	Metropolitan Transportation Commission	\$ -
3rd Quarter - July - September 2017			
09/27/17	Funding Agreement for the Bike Share Expansion and Additional Bike Share Analysis	City of San Mateo	\$72,781.05

**SAN MATEO COUNTY TRANSIT DISTRICT
STAFF REPORT**

TO: Board of Directors

THROUGH: Jim Hartnett
General Manager/CEO

FROM: Derek Hansel
Chief Financial Officer

SUBJECT: **EXECUTED CONTRACTS GREATER THAN \$100,000 AND UP TO \$150,000
QUARTERLY REPORT**

ACTION

Staff requests that the Board receive and file the Executed Contracts Greater than \$100,000 and up to \$150,000 Quarterly Report (attached).

SIGNIFICANCE

The report provides a quarterly update on contracts issued by the San Mateo County Transit District (District) in an amount greater than \$100,000 and up to \$150,000 pursuant to authority delegated by the Board to the General Manager/CEO or his designee. This delegation of authority applies to agreements, purchase orders, contract amendments, change orders and other contracts executed as exceptions to the competitive process. From July 1 to September 30, 2017, no contracts in an amount greater than \$100,000 and up to \$150,000 were approved.

BUDGET IMPACT

There is no impact on the budget.

BACKGROUND

On March 1, 2017, per Resolution No. 2017-14, the District updated its Procurement Policy to reflect changes in State law enacted through Assembly Bill 2030. One of the revisions provides the District with the authority to utilize an informal procurement method obtaining, when practical, a minimum of three quotations, for the purchase of equipment, supplies or materials when the expenditure is between \$5,000 and \$150,000. The previous threshold was limited to expenditures between \$2,500 and \$100,000.

As a result of this change, the Board requested that staff prepare a report on a quarterly basis, to show what procurement contracts have been executed between the previous threshold of \$100,000 and the new threshold of \$150,000.

Prepared By: Julie Taylor, Director, Contracts and
Procurement

650-622-7860

SAMTRANS
PROCUREMENTS Greater than \$100K and up to \$150K
July 1, 2017 to September 30, 2017

Type	Project Manager	Contract Number	Solicitation Title	Vendor Name	Contract Term	Award Date	Award Amount
1 RFQ	N/A	N/A	N/A	N/A	N/A	N/A	N/A

No Purchase Orders or Contracts between \$100K and \$150K were issued during this quarter.



MEMORANDUM

BOARD OF DIRECTORS 2017

ROSE GUILBAULT, CHAIR
CHARLES STONE, VICE CHAIR
JEFF GEE
CAROLE GROOM
ZOE KERSTEEN-TUCKER
KARYL MATSUMOTO
DAVE PINE
JOSH POWELL
PETER RATTO

JIM HARTNETT
GENERAL MANAGER/CEO

BOD ITEM # 6
NOVEMBER 1, 2017

Date: October 24, 2017
To: SamTrans Board of Directors
From: Jim Hartnett, General Manager/CEO
Subject: General Manager/CEO Report

First Quarter FY 2018 Summary

Mutual Aid for fire ravaged North Bay - SamTrans was preparing to send two Paratransit vehicles to evacuate veterans using wheelchairs from the Yountville Veterans Home, when the Sonoma County Emergency Operations Center said they located a local transportation company that would meet their needs, and requested that SamTrans remain on standby. A mutual aid request was received from Santa Rosa to transport fire fighters. A 60-foot bus with a Driver and Supervisor was prepping for the task, when Santa Rosa called back and canceled the request. The Training Department had a September Safety Campaign – "Target customer service skills when passengers board with luggage".

Table with 3 columns: Fixed-route Bus Service/Ridership, FY2018 YTD, and FY2017 YTD. Rows include Trips that did not operate, On-time Performance (Directly operated, Contracted bus, Coastside, Combined), Complaints per million trips, and Ridership (AWR, Total Trips).

SamTrans has very few trips that Did Not Operate (DNO). SamTrans operates approximately 580,000 trips per year and has roughly 260 trips per year that DNO, which is 0.04 percent of all trips. Put another way, SamTrans misses only 1 trip in every 2,230. The primary cause for trips that DNO is due to traffic/construction delays, such as happened on University Avenue in East Palo Alto a few years back, where there was a series of months with DNO numbers in the range of 50/month. A DNO may also be caused by a shortage of Bus Operators, mechanical problems, traffic congestion caused by accidents, even a medical emergency on a bus can result in a DNO.

<u>Paratransit Service/Ridership</u>	<u>FY2018 YTD</u>	<u>FY2017 YTD</u>
• On-time Performance, goal is 90%		
➢ Redi-Wheels	89.7%	92.9%
➢ RediCoast	97.3%	95.5%
• Ridership		
➢ AWR	1,250	1,250
➢ Total Trips	91,500	91,840

As of July 2014 (Fiscal Year (FY) 2015) there were 7,628 registered Paratransit customers, which increased by 15.8 percent to 8,831 in January 2017. Ridership increased 12 percent from 329,000 in FY 2015 to 368,000 in FY2017. Starting in February, the number of Registrants declined 5.1 percent to 8,400 Registrants in September. However, the number customers who actually use the Paratransit service has not declined. Ridership has continued to grow even as the number of registrants declines. Ridership was up 2.4 percent during the last 6 months of FY2017 and is up 1.0 percent for the first quarter of FY2018.

<u>Human Capital Investment</u>	<u>FY2017YTD</u>	<u>FY 2016YTD</u>
<u>Activity</u>		
New Bus Operator Trainees	2,120	4,021
Part to Full-time Bus Operator	0	1,384
DMV mandated training	632	592
Bus Operator retraining	304	757
Maintenance training	1,504	1,258
Professional Development	<u>96</u>	<u>56</u>
Total Hours	4,656	8,068

A class of eight new Part-time Bus Operators started on September 15, 2017. The class will complete a 9-week course and graduate on November 17, 2017.

Maintenance Department

The Maintenance goal for average Miles Between Service Calls (MBSC) is **20,000** miles with a stretch goal of **25,000** MBSC.

	<u>FY2018 YTD</u>			<u>FY2017 YTD</u>		
	<u>Miles Driven</u>	<u># Calls</u>	<u>MBSC</u>	<u>Miles Driven</u>	<u># Calls</u>	<u>MBSC</u>
Motor Bus	1,434,837	56	25,622	1,465,844	48	30,538
Paratransit	433,464	7	61,923	433,464	7	59,124

Service Planning

- The January 2018 run book will include an expansion of route 295 into Redwood City, which currently goes from the San Mateo Caltrain Station south as far as San Carlos. Staff is continuing to analyze other route changes to improve service and efficiency. Service is being reviewed to expand east, west connectivity throughout the Peninsula. There will be no impact on the budget as SamTrans has savings from Routes 11, 43 and 89, which were eliminated in August.
- Service planning will be rebasing service to reduce deadhead miles for both the District operated service and CUB. SamTrans operates from South Base (San Carlos) and North Base (South San Francisco). The CUB contractor, MV Transportation, operates from a base in San Francisco

(leased location) and a small base in Half Moon Bay (leased location) and utilizes the Brewster location owned by SamTrans. The rebasing will not affect service, but will improve productivity for both SamTrans and CUB by reducing the non-revenue generating miles driven.

SamTrans Social Media – September 2017

Monthly Impressions: 857,308 (FB, TW, IG, LI, Pinterest)

Monthly Interactions: 12,808

Monthly New Followers: 198

- SamTrans promoted “Get 2 School” and Route 399 service.
- SamTrans shared the District’s Heart Walk participation, the 101 Broadway Interchange Opening and Route 78 outreach.
- SamTrans will launch a campaign within the next month promoting SFO service.

MTC Triennial Performance Audit

In California, a performance audit must be conducted every three years of any transit agency receiving Transportation Development Act TD Article 4 funds, to determine whether the operator is in compliance with certain statutory and regulatory requirements, and to assess the efficiency and effectiveness of the operator’s services. The FY2018 TDA Article 4 funding is \$38,358,684 (\$36,440,750 for fixed-route bus service and \$1,917,934 for Paratransit service). The audit process will have a kick-off meeting November 7, 2017 and the MTC is expected to issue the Final Audit Report in the summer 2018.