



BOARD OF DIRECTORS 2010

ROSE GUILBAULT, CHAIR
KARYL MATSUMOTO, VICE CHAIR
OMAR AHMAD
MARK CHURCH
JERRY DEAL
SHIRLEY HARRIS
ZOE KERSTEEN-TUCKER
ARTHUR L. LLOYD
ADRIENNE TISSIER

MICHAEL J. SCANLON
GENERAL MANAGER/CEO

A G E N D A

COMMUNITY RELATIONS COMMITTEE COMMITTEE OF THE WHOLE (Accessibility, Senior Services, and Community Issues)

**San Mateo County Transit District Administrative Building
Bacciocco Auditorium - Second Floor
1250 San Carlos Ave., San Carlos, CA**

WEDNESDAY, NOVEMBER 10, 2010 – 2:00 p.m.

ACTION

1. Approval of Minutes of Community Relations Committee Meeting of October 13, 2010

INFORMATIONAL

2. Accessibility Update – Bill Welch
3. Paratransit Coordinating Council (PCC) Update – Nancy Keegan
4. Citizens Advisory Committee Liaison Report – John Baker
5. Performance Report – Caltrain
6. Multimodal Ridership Report – September 2010

Committee Members: Shirley Harris, Omar Ahmad, Jerry Deal

NOTE:

- This Committee meeting may be attended by Board Members who do not sit on this Committee. In the event that a quorum of the entire Board is present, this Committee shall act as a Committee of the Whole. In either case, any item acted upon by the Committee or the Committee of the Whole will require consideration and action by the full Board of Directors as a prerequisite to its legal enactment.
- All items appearing on the agenda are subject to action by the Board. Staff recommendations are subject to change by the Board.

**SAN MATEO COUNTY TRANSIT DISTRICT
1250 SAN CARLOS AVENUE, SAN CARLOS, CALIFORNIA**

**MINUTES OF COMMUNITY RELATIONS COMMITTEE MEETING
COMMITTEE OF THE WHOLE
OCTOBER 13, 2010**

Committee Members Present: O. Ahmad, J. Deal

Committee Members Absent: S. Harris (Committee Chair)

Other Board Members Present, Constituting Committee of the Whole: M. Church, R. Guilbault (Chair), Z. Kersteen-Tucker, A. Lloyd, K. Matsumoto, A. Tissier

Staff Present: J. Cassman, T. DuBost, G. Harrington, R. Haskin, M. Lee, M. Martinez, N. McKenna, D. Miller, C. Patton, M. Scanlon, M. Simon

Director Omar Ahmad called the meeting to order at 2:16 p.m.

Approval of Minutes of Community Relations Committee (CRC) Meeting of September 8, 2010

The committee approved the minutes (Lloyd/Tissier).

Designation of October as Disabilities Awareness Month

Director Ahmad said staff is asking the Board to designate October as Disabilities Awareness Month. The District has been a leader in serving people with disabilities who live, work, and travel in San Mateo County. The District created Redi-Wheels in 1978 exclusively to serve customers with disabilities.

The Committee (Lloyd/Tissier) unanimously recommended Board acceptance of the motion.

Director Ahmad and Chair Rose Guilbault presented the proclamation to Jim Engvall, member of the San Mateo County Commission on Disabilities.

Public Comment

Jerry Grace, San Lorenzo, said Mr. Engvall is a great person and he is very happy he accepted the proclamation for all his great work.

Accessibility Update

Accessibility Coordinator Tina DuBost said the Paratransit Coordinating Council (PCC) held its annual driver and staff appreciation dinner last night.

PCC Update

PCC Chair Nancy Keegan introduced Dr. Michal Foriest Settles, Chair of the Coastside PCC, who gave a presentation titled "A Day in the Life of a RediCoast Rider." Dr. Settles made the following points:

- RediCoast service started in 2004 and serves Pacifica to Pescadero.
- There are 255 people registered for this service.

- Seventy-eight percent of the riders are ambulatory.
- Over half of the riders live in Half Moon Bay.
- The three agencies that compose the Coastside PCC are Coastside Adult Health Center, Half Moon Bay Peninsula Diversified Network and Senior Coastsiders.
- The Board was thanked for their policies and foresight to allow residents on the coast to live productive and meaningful lives.
- Director Zoe Kersteen-Tucker was thanked for her inspiration and long standing support for the San Mateo coastal communities.

Director Karyl Matsumoto asked which agencies are non-profit. Dr. Settles said they all are non-profit.

Director Kersteen-Tucker acknowledged all those present who work so hard on the RediCoast service.

Citizens Advisory Committee (CAC) Liaison Report

CAC Chair John Baker reported on the October meeting:

- CAC member Ken Feldstein's passing is a great loss to the CAC.
- Marketing Manager Pat Boland gave a presentation on Clipper. There were many concerns and questions among the members. He also gave a presentation on the upcoming changes to the new SamTrans website.
- Members had concerns about overcrowding on Routes 390 and 391.

Public Comment

Pat Giorni, Burlingame, said Executive Officer Public Affairs Mark Simon informed her that the review of the Pico Gate situation had been completed, but because of other staff concerns this item has been put on hold. Ms. Giorni asked if a meeting could be facilitated to discuss this issue that has been going on for 10 months.

Gladwyn d'Souza, Belmont, said by closing the Pico Gate it is forcing people onto Redwood Shores Parkway.

General Manager/CEO Michael Scanlon said there will be an update on the Pico Gate issue by Mr. Simon during the General Manager's report.

Performance Report – ADA Paratransit Services

Director of Bus Transportation Chester Patton provided the following information:

- Average weekday ridership ranges between 950-1,000 trips per day.
- Trip denials remain at zero on a monthly average of 29,000 trip requests.
- On-time performance is above the 90 percent standard.
- Average weekday ridership on RediCoast is about 100 trips per day.
- On-time performance is 100 percent.
- In July 2010, the base paratransit fare and agency-sponsored group fares were increased.
- In Fiscal Year 2010, 875 comments were received, of which 53 percent were compliments.
- There are just over 6,800 people certified for Redi-Wheels.
- The average cost for Redi-Wheels is \$40.20 per trip.
- This program is an unfunded mandate by the government.

Public Comment

Jerry Grace, San Lorenzo, said people don't have the money for this service and fares cannot continue to be raised.

Multimodal Ridership Report – August 2010

Mr. Patton said there was an 8.5 percent decline in bus ridership due to the fare increase, service cuts and the recession. Summer Youth Pass (SYP) sales decreased which could have been affected by the increase in cost of the pass and the reduction of summer schools. Paratransit is up 2 percent and Caltrain is up 2 percent. Overall ridership was down 3.3 percent for August and year-to-date is down 4.3 percent.

Public Comment

Jerry Grace, San Lorenzo, asked if the SYP is a sticker or a pass. He asked, when Clipper is launched, will there still be a youth pass or will people have an identification card like a disabled card.

Executive Officer Customer Service and Marketing Rita Haskin said the Clipper card is active on five systems and is currently being tested on SamTrans. Clipper is scheduled to go live on SamTrans on December 15.

Adjourned: 2:56 p.m.

**CRC ITEM # 2
NOVEMBER 10, 2010**

**SAN MATEO COUNTY TRANSIT DISTRICT
STAFF REPORT**

TO: Community Relations Committee

THROUGH: Michael J. Scanlon
General Manager/CEO

FROM: C. H. (Chuck) Harvey
Deputy CEO

SUBJECT: **ACCESSIBILITY REPORT**

ACTION

This report is for information only. No policy action is required.

SIGNIFICANCE

Several groups advise SamTrans on accessible service issues. The Paratransit Coordinating Council (PCC) provides a forum for consumer input on paratransit issues. The Advocacy and Legislative Committee (AL-Com) is the advocacy arm of the PCC. The SamTrans Accessibility Advisory Committee (formerly the Americans with Disabilities Act Technical Advisory Committee or ATAC) is a SamTrans committee that advises on accessibility issues, particularly related to fixed-route service. Each group has requested that the Board be informed of the issues discussed at meetings.

The PCC meets monthly (except for August). The SamTrans Accessibility Advisory Committee (SAAC) meets every two months. The PCC Advocacy meetings are now being held on a quarterly basis.

The minutes from the October 5 Al-Com meeting, the October 12 PCC meeting and the most recent SAAC meeting are not yet available. The October Al-Com and PCC meeting minutes will be included in next month's packet.

Prepared by: Tina Dubost, Accessibility Coordinator
Project Manager: Bill Welch, Manager, Accessible Transit Services

650-508-6247
650-508-6475

**CRC ITEM # 5
NOVEMBER 10, 2010**

**SAN MATEO COUNTY TRANSIT DISTRICT
STAFF REPORT**

TO: Community Relations Committee

THROUGH: Michael J. Scanlon
General Manager/CEO

FROM: C. H. (Chuck) Harvey
Deputy CEO

SUBJECT: **CALTRAIN PERFORMANCE REPORT**

ACTION

This report is for information only. No policy action is required.

SIGNIFICANCE

This presentation is part of this fiscal year's series of detailed performance reports presented to the Board. The District's four transportation modes – SamTrans motor bus, ADA Paratransit, Caltrain and Shuttles – are featured individually each month. This month features a report on the Caltrain service.

BUDGET IMPACT

There is no impact on the budget.

BACKGROUND

Staff will report on the major indices involving the Caltrain operations and performance. Staff will report on ridership, fare collection, on-time performance, and project updates.

This month's presentation will be presented via PowerPoint. A handout will be provided at the meeting.

Prepared by: Donald G. Esse, Senior Operations Financial Analyst

650-508-6329

**SAN MATEO COUNTY TRANSIT DISTRICT
STAFF REPORT**

TO: Community Relations Committee

THROUGH: Michael J. Scanlon
General Manager/CEO

FROM: C.H. (Chuck) Harvey
Deputy CEO

SUBJECT: MULTIMODAL RIDERSHIP REPORT—SEPTEMBER 2010

ACTION

This report is for information only. No action is required.

SIGNIFICANCE

Table “A” summarizes the average weekday ridership (AWR) statistics for all modes of transportation for which SamTrans is responsible. Chart “A” compares AWR for Fiscal Year 2009, FY2010, FY2011 and year-to-date comparisons of FY2010 vs. FY2011.

Table “A” also provides the average weekday ridership of the BART SFO Extension as a separate line.

**MONTHLY RIDERSHIP HIGHLIGHTS—SEPTEMBER 2010 COMPARED TO
SEPTEMBER 2009**

All Modes – AWR of 99,541, a decrease of 3.7 percent.

Bus – AWR of 49,550, a decrease of 9.0 percent.

Paratransit - AWR of 1,130, a decrease of 1.8 percent.

Caltrain - AWR of 41,310, an increase of 3.8 percent.

Caltrain Shuttles - AWR of 5,562, a decrease of 8.0 percent.

BART Shuttles - AWR of 1,989, an increase of 3.7 percent.

SamTrans Activities and Promotions:

The SamTrans Marketing Department continues to implement a number of programs and activities to attract customers. The activities for the month included:

- **Labor Day ad** – In partnership with Amalgamated Transit Union 1574, SamTrans ran a “Happy Labor Day” ad in the San Mateo County Labor newspaper.
- **Youth** – Focusing on increasing ridership to the 70-plus schools it serves – from elementary to college – SamTrans wrapped up its youth promotion in September. The program included a series of bilingual newspaper ads, information provided to schools, a news release, youth-oriented information on the SamTrans website and messages posted to the SamTrans Youth Facebook page.

Prepared by: Rita P. Haskin, Executive Officer, Customer Service and Marketing 650-508-6248
James De Hart, Senior Planner 650-508-6227

Table A
Average Weekday Ridership

September 2010				<u>FY2010/FY2011</u>
<u>Mode</u>	<u>FY2009</u>	<u>FY2010</u>	<u>FY2011^</u>	<u>%Change</u>
Bus +	57,040	54,470	49,550	-9.0%
Paratransit	1,187	1,151	1,130	-1.8%
Caltrain # +	43,770	39,800	41,310	3.8%
Caltrain Shuttle # **	6,020	6,043	5,562	-8.0%
BART Shuttle	2,194	1,918	1,989	3.7%
Total	110,211	103,382	99,541	-3.7%
BART (Extension Only)*	39,433	37,594	39,508	5.1%
Grand Total	149,644	140,976	139,049	-1.4%

Year to Date				<u>FY2010/FY2011</u>
<u>Mode</u>	<u>FY2009</u>	<u>FY2010</u>	<u>FY2011^</u>	<u>%Change</u>
Bus +	50,600	47,200	42,900	-9.1%
Paratransit	1,168	1,142	1,124	-1.6%
Caltrain # +	44,900	40,270	40,980	1.8%
Caltrain Shuttle # **	6,241	5,630	5,468	-2.9%
BART Shuttle	2,215	1,924	1,975	2.7%
Total	105,124	96,166	92,447	-3.9%
BART (Extension Only)*	40,482	36,957	38,669	4.6%
Grand Total	145,606	133,123	131,116	-1.5%

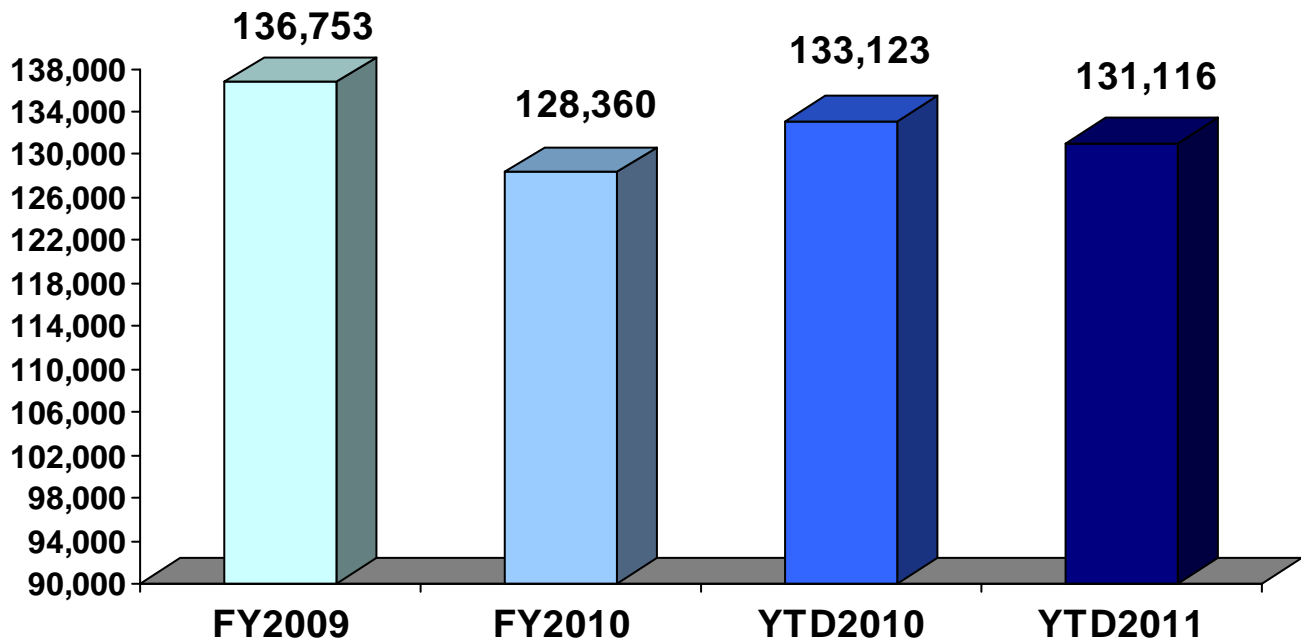
System

* Extension Only (No Daly City)

+ Rounded to nearest tens

** FY10 shuttle figures have been adjusted to reflect corrected number of days operated per month

Chart A
Average Weekday Ridership





BOARD OF DIRECTORS 2010

ROSE GUILBAULT, CHAIR
KARYL MATSUMOTO, VICE CHAIR
OMAR AHMAD
MARK CHURCH
JERRY DEAL
SHIRLEY HARRIS
ZOE KERSTEEN-TUCKER
ARTHUR L. LLOYD
ADRIENNE TISSIER

MICHAEL J. SCANLON
GENERAL MANAGER/CEO

A G E N D A
FINANCE COMMITTEE
COMMITTEE OF THE WHOLE

San Mateo County Transit District Administrative Building
Bacciocco Auditorium - Second Floor
1250 San Carlos Ave., San Carlos, CA

WEDNESDAY, NOVEMBER 10, 2010 – 2:20p.m.
or immediately following previous Committee meeting

ACTION

1. Approval of Minutes of Finance Committee Meeting of October 13, 2010
2. Approval of Statement of Revenues and Expenses for June 2010 (unaudited)
3. Approval of Statement of Revenues and Expenses for September 2010
4. Acceptance of the Quarterly Investment Report and Fixed Income Market Review and Outlook for the Quarter Ended September 30, 2010
5. Adoption of Conflict of Interest Code

Committee Members: Mark Church, Shirley Harris, Art Lloyd

NOTE:

- This Committee meeting may be attended by Board Members who do not sit on this Committee. In the event that a quorum of the entire Board is present, this Committee shall act as a Committee of the Whole. In either case, any item acted upon by the Committee or the Committee of the Whole will require consideration and action by the full Board of Directors as a prerequisite to its legal enactment.
- All items appearing on the agenda are subject to action by the Board. Staff recommendations are subject to change by the Board.

**SAN MATEO COUNTY TRANSIT DISTRICT
1250 SAN CARLOS AVENUE, SAN CARLOS, CALIFORNIA**

**MINUTES OF FINANCE COMMITTEE MEETING
COMMITTEE OF THE WHOLE
OCTOBER 13, 2010**

Committee Members Present: M. Church (Committee Chair), A. Lloyd

Committee Members Absent: S. Harris

Other Board Members Present, Constituting Committee of the Whole: O. Ahmad, J. Deal, R. Guilbault (Chair), Z. Kersteen-Tucker, K. Matsumoto, A. Tissier

Staff Present: J. Cassman, C. Cavitt, G. Harrington, R. Haskin, M. Lee, M. Martinez, N. McKenna, D. Miller, C. Patton, M. Scanlon, M. Simon

Committee Chair Mark Church called the meeting to order at 2:56 p.m.

Approval of Minutes of Finance Committee Meeting of September 8, 2010

The Committee approved the minutes (Lloyd/Tissier).

Approval of Revenues and Expenses for August 2010

Deputy CEO Gigi Harrington said fare revenue is slightly under budget and there are reasonable savings on the expense side. Year-to-date fuel is \$2.21 per gallon; last week fuel was \$2.32 per gallon.

The Committee (Lloyd/Ahmad) unanimously recommended Board acceptance of the report.

Authorize Award of Contract to Cummins West, Inc. for Purchase and Installation of Cleaire Horizon Filters and Related Items for a Total Cost of \$415,193

Director of Contracts & Procurement Cheryl Cavitt said staff is recommending the Committee recommend Board approval of a contract to Cummins West, Inc. for installation of Cleaire Horizon filters and related items.

The Committee (Tissier/Ahmad) unanimously recommended Board acceptance of the motion.

Authorize Award of Contract to Spiteri's Complete Auto Service and Repair, Inc. for Automotive Repair Services at an Estimated Cost of \$390,748 for a Three-year Base Term

The Committee (Guilbault/Tissier) recommended Board acceptance of the motion.

Information on Revenues and Expenses for June 2010

Committee Chair Church said this item will be continued to the November meeting.

Adjourned: 2:59 p.m.

SAN MATEO COUNTY TRANSIT DISTRICT
STAFF REPORT

TO: Finance Committee

THROUGH: Michael J. Scanlon
General Manager/CEO

FROM: Gigi Harrington
Deputy CEO

SUBJECT: **STATEMENT OF REVENUES AND EXPENSES FOR THE PERIOD
ENDING JUNE 30, 2010 - UNAUDITED**

ACTION

Staff proposes the Committee recommend that the Board accept and enter into the record the Statement of Revenues and Expenses for the year ended June 2010.

SIGNIFICANCE

Year End Revenues – Unaudited: *Total Revenues* (page 1, line 12) for Fiscal Year 2010 are **better** than revised budget by \$2.0 million or 1.5 percent. Within total revenue, *Local TDA and STA Funds* (page 1, line 2) are **better** than revised budget by \$0.7 million or 2.8 percent. *Operating Grants* (page 1, line 4) are **better** than revised budget by \$3.7 million or 55.3 percent. *Other Interest, Rent and Other Income* (page 1, line 10) is **better** than revised budget by \$0.3 million or 4.5 percent. These positive variances are offset by *Passenger Fares* (page 1, line 1) which are **worse** than revised budget by \$0.2 million or 1.3 percent. *Measure A Contribution and AB434 Funds* (page 1, line 5) are **worse** than revised budget by \$0.2 million or 2.6 percent. *District ½ Cent Sales Tax* (page 1, line 8) is **worse** than revised budget by \$1.5 million or 2.5 percent. *Investment Interest* (page 1, line 9) is **worse** than revised budget by \$0.7 million or 12.1 percent.

Compared to Fiscal Year 2009, *Total Revenues* (page 1, line 12) are \$2.5 million or 1.9 percent **better**. The principal components of this change includes an **increase** in *Operating Grants* (page 1, line 4) of \$3.8 million or 58.4 percent and an **increase** in *Measure A Contribution and AB434 Funds* (page 1, line 5) of \$3.8 million or 77.2 percent offset by a **decrease** in *Local TDA and STA funds* (page 1, line 2) of \$5.0 million or 15.5 percent and a **decrease** in *District ½ Cent Sales Tax* (page 1, line 8) of \$1.5 million or 2.5 percent.

Year End Expenditures - Unaudited: *Total Expenses* (page 4, line 75) for Fiscal Year 2010 are **better** than the annual revised budget by \$7.4 million or 5.6 percent. Within total expenses, *Total Motor Bus* (page 3, line 48) is **better** than revised budget by \$6.5 million or 6.7 percent. *Total ADA Programs* are **better** than revised budget by \$0.8 million or 5.6 percent. *Total Multi-*

Modal Programs are **better** than revised budget by \$0.1 million or 0.3 percent. Compared to Fiscal Year 2009, *Total Expenses* (page 4, line 75) are \$5.2 million or 4.0 percent **better**. The principal components of this change include a **decrease** in *Total Motor Bus* (page 3, line 48) of \$4.6 million or 4.8 percent, a **decrease** in *Total ADA Programs* (page 4, line 57) of \$0.7 million or 5.2 percent and an **increase** in *Total Multi-Modal Programs* (page 4, line 73) of \$0.1 million or 0.7 percent.

During the year Staff made a concentrated effort to reduce costs. This resulted in savings of which \$2.8 million has been included in the FY2011 adopted Operating Budget.

Budget Revision: The annual revised budget for *Capital Program* line items (page 1, lines 13, 14 and 30) have been adjusted to reflect actual capital spending during FY2010. The remaining capital budget has been rolled over to FY2011.

Fiscal Year End Results: Staff will update this report and distribute it in conjunction with the FY2010 Comprehensive Annual Financial Report (CAFR), which will include the results of the annual external audit.

Prepared by: Rima Lobo, Manager, Financial Services
Jeannie Chen, Senior Accountant

650-508-6274
650-508-6259

UNAUDITED

**SAN MATEO COUNTY TRANSIT DISTRICT
SUMMARY OF REVENUES AND EXPENSES
FISCAL YEAR 2010
JUNE 2010**

% OF YEAR ELAPSED: 100.0%

	MONTH	YEAR-TO-DATE				ANNUAL		
	CURRENT ACTUAL	PRIOR ACTUAL	CURRENT ACTUAL	REVISED BUDGET	% REV BUDGET	APPROVED BUDGET	REVISED BUDGET	% REV BUDGET
SOURCES OF FUNDS								
Operating Revenues								
1 Passenger Fares	1,446,530	17,324,304	17,149,122	17,375,000	98.7	18,975,000	17,375,000	98.7
2 TDA and STA Funds	2,892,876	32,145,337	27,173,376	26,443,922	102.8	29,975,899	26,443,922	102.8
3 Pass through to Other Agencies	1,775,438	175,365	1,939,661	1,939,661	100.0	97,334	1,939,661	100.0
4 Operating Grants	6,016,619	6,537,337	10,353,902	6,667,263	155.3	4,429,071	6,667,263	155.3
5 Measure A Contribution and AB434 Funds	692,153	4,891,927	8,670,897	8,901,768	97.4	9,497,724	8,901,768	97.4
6 Subtotal - Operating Revenues	12,823,616	61,074,270	65,286,958	61,327,614	106.5	62,975,028	61,327,614	106.5
Other Revenue Sources								
8 District 1/2 Cent Sales Tax	4,956,507	60,015,455	58,487,550	60,000,000	97.5	62,216,300	60,000,000	97.5
9 Investment Interest	406,129	5,425,478	5,202,605	5,917,820	87.9	5,917,820	5,917,820	87.9
10 Other Interest, Rent & Other Income	595,838	6,021,683	6,094,774	5,832,029	104.5	5,105,649	5,832,029	104.5
11 Subtotal - Other Revenues	5,958,474	71,462,616	69,784,929	71,749,849	97.3	73,239,769	71,749,849	97.3
12 Total Revenues	18,782,091	132,536,886	135,071,887	133,077,464	101.5	136,214,797	133,077,463	101.5
13 Capital Assistance	1,905,523	3,365,943	55,111,134	55,111,134	100.0	14,545,513	55,111,134 A	100.0
14 Reserves Programmed for Capital	7,153	5,359,794	5,627,293	5,627,293	100.0	0	5,627,293 A	100.0
15 Total Revenues - All Sources	20,694,767	141,262,623	195,810,314	193,815,891	101.0	150,760,310	193,815,890	101.0
USES OF FUNDS								
Operations								
19 District Motor Bus	6,446,229	95,292,704	90,687,065	97,220,596	93.3	102,143,459	97,220,596	93.3
20 A. D. A. Programs	1,082,457	13,614,337	12,908,024	13,675,342	94.4	14,081,912	13,675,342	94.4
21 Caltrain	1,239,703	16,521,290	16,521,290	16,521,290	100.0	16,521,290	16,521,290	100.0
22 Other Multimodal Programs	499,025	4,365,227	4,502,064	4,564,205	98.6	3,681,080	4,564,205	98.6
23 Subtotal - Operating Costs	9,267,414	129,793,558	124,618,443	131,981,433	94.4	136,427,741	131,981,433	94.4
Other Uses of Funds								
25 Pass through to Other Agencies	1,775,438	175,365	1,939,661	1,939,661	100.0	97,334	1,939,661	100.0
26 Transfer Out to Debt Service	2,037,043	23,537,804	24,449,862	24,450,342	100.0	24,450,342	24,450,342	100.0
27 Fiscal Agent Fees	4,333	79,215	21,520	27,500	78.3	27,500	27,500	78.3
28 Land Transfer Interest Expense	125,688	156,659	142,288	142,285	100.0	0	142,285	100.0
29 Subtotal - Other Uses	3,942,502	23,949,043	26,553,331	26,559,788	100.0	24,575,176	26,559,788	100.0
30 Capital Programs	2,092,073	11,091,508	62,340,929	62,340,929	100.0	18,731,316	62,340,929 A	100.0
31 Total Uses of Funds	15,301,989	164,834,109	213,512,703	220,882,150	96.7	179,734,233	220,882,150	96.7
33 SURPLUS/(DEFICIT) FOR PERIOD	5,392,778	(23,571,486)	(17,702,389)	(27,066,260)	65.4	(28,973,923)	(27,066,260)	65.4

% OF YEAR ELAPSED" provides a general measure for evaluating overall progress against the annual budget. When comparing it to the amounts shown in the "% REV BUDGET" column, please note that individual line items reflect variations due to seasonal activities during the year.

Note A - The Revised Budget reflects the actual FY2010 capital expenditures. The remaining budget rolls over to FY2011

UNAUDITED									
SAN MATEO COUNTY TRANSIT DISTRICT STATEMENT OF REVENUES FISCAL YEAR 2010 JUNE 2010									
% OF YEAR ELAPSED: 100.0%									
	MONTH	YEAR-TO-DATE				ANNUAL			
	CURRENT ACTUAL	PRIOR ACTUAL	CURRENT ACTUAL	REVISED BUDGET	% REV BUDGET	APPROVED BUDGET	REVISED BUDGET	% REV BUDGET	
OPERATING REVENUES - MOTOR BUS									
1	TOTAL MOTOR BUS FARES	1,389,401	16,706,381	16,469,617	16,656,000	98.9	18,256,000	16,656,000	98.9
TRANSPORTATION DEVELOPMENT ACT FUND:									
3	TDA Gen. Oper. Asst.	2,818,818	28,857,479	25,426,608	24,663,042	103.1	28,477,104	24,663,042	103.1
STATE TRANSIT ASSISTANCE:									
5	STA - Gen. Oper. Asst.	(5,000)	1,467,632	266,510	271,510	98.2	0	271,510	98.2
OPERATING GRANTS									
7	Planning Assistance Grant	6,016,619	5,479,312	8,642,142	5,356,077	161.4	3,376,430	5,356,077	161.4
DISTRICT 1/2 CENT SALES TAX:									
9	General Operating Asst.	(599,792)	36,858,909	34,796,587	39,198,626	88.8	41,585,037	39,198,626	88.8
10	Accessibility Fixed Route	81,986	980,337	1,005,305	979,092	102.7	985,992	979,092	102.7
11	Use of Reserves	(3,556,992)	0	0	6,089,530	0.0	5,556,178	6,089,530	0.0
12	TOTAL 1/2 CENT SALES TAX	(4,074,798)	37,839,246	35,801,892	46,267,248	77.4	48,127,207	46,267,248	77.4
INVESTMENT INTEREST INCOME:									
14	Investment Interest Income	20,514	798,601	111,438	140,670	79.2	140,670	140,670	79.2
OTHER REVENUE SOURCES:									
16	Overnight Deposits Interest Income	148	194,438	2,265	4,560	49.7	4,560	4,560	49.7
17	Rental Income	86,453	1,028,370	1,033,682	1,041,900	99.2	1,041,900	1,041,900	99.2
18	Advertising Income	149,999	1,373,142	1,541,432	1,450,000	106.3	1,350,000	1,450,000	106.3
19	Other Income	44,075	1,548,103	1,391,479	1,369,588	101.6	1,369,588	1,369,588	101.6
20	TOTAL OTHER REVENUES	280,675	4,144,053	3,968,858	3,866,048	102.7	3,766,048	3,866,048	102.7
22	TOTAL MOTOR BUS	6,446,229	95,292,704	90,687,065	97,220,596	93.3	102,143,459	97,220,595	93.3
AMERICAN DISABILITIES ACT:									
25	Passenger Fares Redi-Wheels	57,129	617,923	679,505	719,000	94.5	719,000	719,000	94.5
26	Local TDA 4.5 Redi-Wheels	79,058	1,562,894	1,268,943	1,298,055	97.8	1,498,795	1,298,055	97.8
27	Local STA - Paratransit	0	257,332	211,315	211,315	100.0	0	211,315	100.0
28	Operating Grants	0	787,827	1,563,052	1,052,641	148.5	1,052,641	1,052,641	148.5
29	Sales Tax - District ADA Programs	630,280	8,056,616	5,312,241	6,190,631	85.8	6,476,254	6,190,631	85.8
30	Sales Tax - Paratransit Suppl. Coastside	87,473	1,116,519	1,121,409	1,272,450	88.1	1,215,320	1,272,450	88.1
31	Interest Income - Paratransit Fund	38,143	143,967	412,158	531,250	77.6	531,250	531,250	77.6
32	Measure A Contribution - R/W	190,374	1,071,259	2,339,401	2,400,000	97.5	2,588,652	2,400,000	97.5
34	TOTAL ADA PROGRAMS	1,082,457	13,614,337	12,908,024	13,675,342	94.4	14,081,912	13,675,342	94.4
MULTIMODAL TRANSIT PROGRAMS:									
36	Sales Tax - Caltrain	858,954	14,378,772	11,842,488	11,721,290	101.0	11,343,986	11,721,290	101.0
37	Transfer from TA for Caltrain	380,749	2,142,518	4,678,802	4,800,000	97.5	5,177,304	4,800,000	97.5
38	TA Funded SM/Caltrain Shuttles	95,960	1,047,182	1,105,124	1,131,768	97.6	1,131,768	1,131,768	97.6
39	Employer Share SM/Caltrain Shuttles	39,398	595,507	517,752	586,217	88.3	325,237	586,217	88.3
40	AB434 Funds - SamTrans Shuttles	25,070	630,968	547,570	570,000	96.1	600,000	570,000	96.1
41	Employer Share SamTrans Shuttles	275,765	1,282,123	1,608,164	1,379,764	116.6	1,014,364	1,379,764	116.6
42	Sales Tax - SamTrans Shuttle Program	44,764	228,349	307,152	316,861	96.9	288,541	316,861	96.9
43	Operating Grants	0	270,198	148,708	258,545	57.5	0	258,545	0.0
44	Sales Tax - Gen. Operating Asst.	18,068	310,900	267,594	321,050	83.3	321,170	321,050	83.3
46	TOTAL MULTIMODAL	1,738,729	20,886,517	21,023,354	21,085,495	99.7	20,202,370	21,085,495	99.7
48	TOTAL REVENUES	9,267,415	129,793,558	124,618,443	131,981,433	94.4	136,427,741	131,981,432	94.4

% OF YEAR ELAPSED" provides a general measure for evaluating overall progress against the annual budget. When comparing it to the amounts shown in the "% REV BUDGET" column, please note that individual line items reflect variations due to seasonal activities during the year.

<u>UNAUDITED</u>								
SAN MATEO COUNTY TRANSIT DISTRICT OPERATING EXPENSES FISCAL YEAR 2010 JUNE 2010								
% OF YEAR ELAPSED: 100.0%								
<u>EXPENSES</u>	MONTH	YEAR-TO-DATE				ANNUAL		
	CURRENT ACTUAL	PRIOR ACTUAL	CURRENT ACTUAL	REVISED BUDGET	% REV BUDGET	APPROVED BUDGET	REVISED BUDGET	% REV BUDGET
DISTRICT OPERATED BUSES								
1 Wages & Benefits	2,815,332	54,670,026	50,832,635	53,651,640	94.7	56,034,282	53,651,640	94.7
2 Services:								
3 Board of Directors	3,300	50,898	52,638	53,090	99.1	53,090	53,090	99.1
4 Contracted Vehicle Maintenance	49,776	585,703	568,345	662,910	85.7	512,910	662,910	85.7
5 Property Maintenance	128,246	1,062,259	1,073,561	1,434,000	74.9	1,434,000	1,434,000	74.9
6 Professional Services	328,788	3,246,103	2,359,105	3,186,798	74.0	2,980,663	3,186,798	74.0
7 Technical Services	325,767	3,333,997	3,654,782	3,788,665	96.5	3,676,639	3,788,665	96.5
8 Other Services	23,596	377,234	325,307	450,246	72.3	450,246	450,246	72.3
9 Materials & Supply:								
10 Fuel & Lubricants	332,656	4,657,857	4,074,175	4,976,266	81.9	7,246,336	4,976,266	81.9
11 Bus Parts & Materials	137,007	2,065,637	1,806,647	1,995,008	90.6	2,054,913	1,995,008	90.6
12 Uniforms & Driver Expense	15,318	386,212	290,733	392,998	74.0	444,848	392,998	74.0
13 Timetables & Tickets	6,375	185,168	186,762	217,500	85.9	217,500	217,500	85.9
14 Office Supplies / Printing	79,076	286,751	283,971	342,255	83.0	333,055	342,255	83.0
15 Other Materials & Supply	8,510	170,314	146,260	185,100	79.0	183,750	185,100	79.0
16 Utilities:								
17 Telephone	(13,133)	505,344	328,628	396,000	83.0	396,000	396,000	83.0
18 Other Utilities	126,653	986,110	990,403	996,000	99.4	996,000	996,000	99.4
19 Insurance Costs	209,212	2,293,000	2,291,963	2,292,000	100.0	2,292,000	2,292,000	100.0
20 Workers' Compensation	269,697	2,158,365	3,144,752	3,172,050	99.1	3,172,050	3,172,050	99.1
21 Taxes & License Fees	32,739	410,555	396,262	451,600	87.7	659,770	451,600	87.7
22 Fixed Route Accessibility	81,986	980,337	1,005,305	979,092	102.7	985,992	979,092	102.7
23 Leases & Rental	8,379	105,412	104,354	115,588	90.3	115,588	115,588	90.3
24 Promotional & Legal Advertising	68,483	259,186	247,239	334,800	73.8	340,000	334,800	73.8
25 Seminar & Training	28,034	164,958	123,782	159,110	77.8	150,460	159,110	77.8
26 Business Travel & Meeting	5,976	34,224	28,766	31,615	91.0	31,615	31,615	91.0
27 Dues & Membership	44,395	82,302	82,479	91,085	90.6	91,085	91,085	90.6
28 Postage & Other	16,841	88,544	70,673	101,963	69.3	85,680	101,963	69.3
29 Total District Operated Buses	5,133,009	79,146,496	74,469,527	80,457,379	92.6	84,938,472	80,457,379	92.6
CONTRACTED BUS SERVICES								
30 Contracted Urban Bus Service	1,122,731	14,204,824	14,200,400	14,605,502	97.2	15,073,092	14,605,502	97.2
31 Other Related Costs	40,004	295,500	348,014	323,285	107.6	334,465	323,285	107.6
32 Insurance Costs	56,079	655,000	654,913	655,000	100.0	655,000	655,000	100.0
33 Coastside Services	53,705	597,999	611,578	633,590	96.5	633,590	633,590	96.5
34 Redi Coast Non-ADA	18,897	196,893	198,169	261,980	75.6	261,980	261,980	75.6
35 Other Related Costs	1,926	18,464	17,684	61,410	28.8	64,250	61,410	28.8
36 La Honda - Pescadero	7,350	49,350	52,500	62,500	84.0	52,500	62,500	84.0
37 SamCoast - Pescadero	11,695	123,678	128,539	146,170	87.9	116,170	146,170	87.9
38 Other Related Cost - SamCoast	833	4,500	5,741	13,780	41.7	13,940	13,780	41.7
39 Total Contracted Bus Service	1,313,220	16,146,208	16,217,538	16,763,217	96.7	17,204,987	16,763,217	96.7
40 TOTAL MOTOR BUS	6,446,229	95,292,704	90,687,065	97,220,596	93.3	102,143,459	97,220,596	93.3

"% OF YEAR ELAPSED" provides a general measure for evaluating overall progress against the annual budget. When comparing it to the amounts shown in the "% REV BUDGET" column, please note that individual line items reflect variations due to seasonal activities during the year

UNAUDITED

**SAN MATEO COUNTY TRANSIT DISTRICT
OPERATING EXPENSES
FISCAL YEAR 2010
JUNE 2010**

% OF YEAR ELAPSED: 100.0%

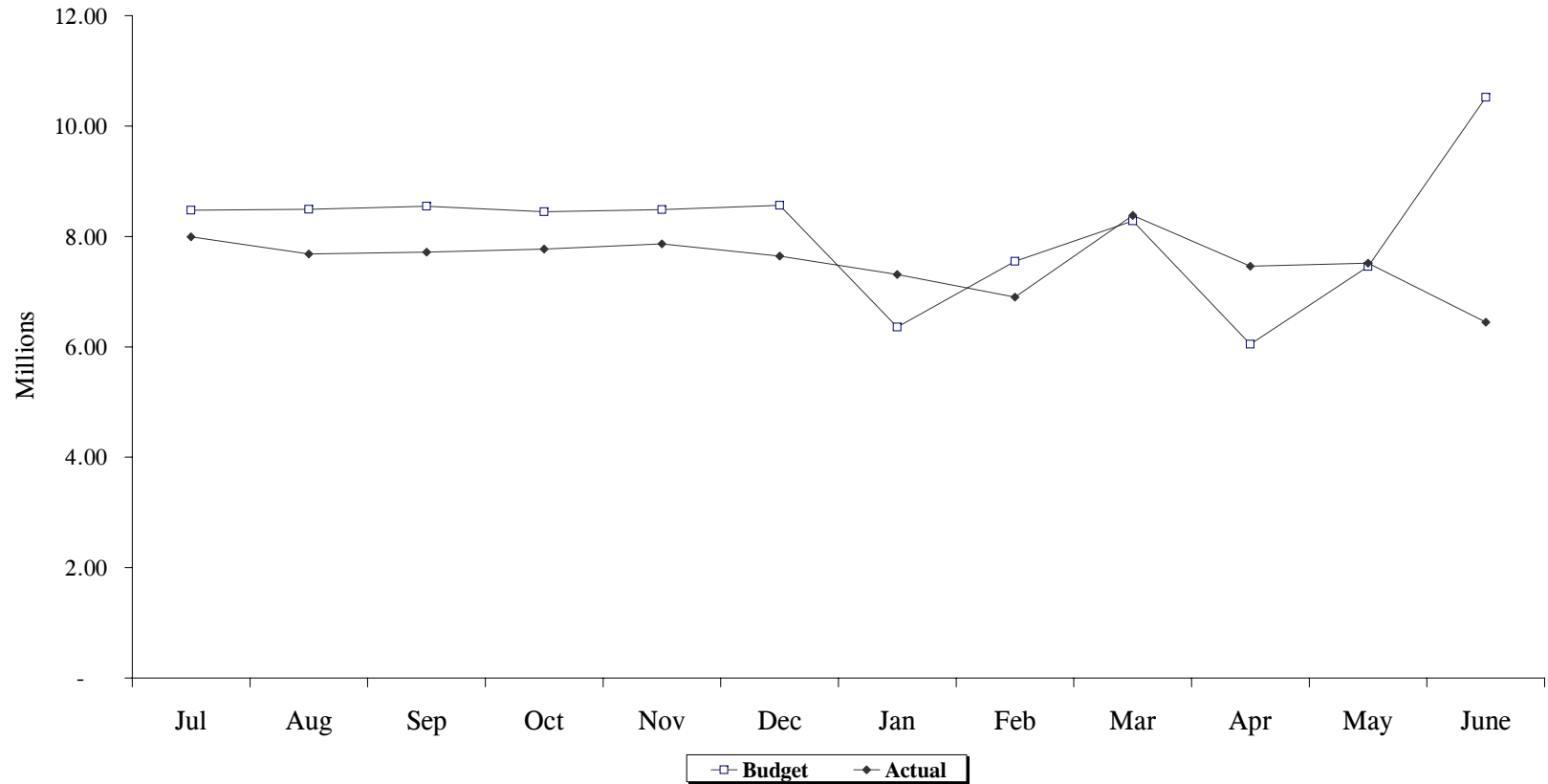
EXPENSES	MONTH	YEAR-TO-DATE				ANNUAL		
	CURRENT ACTUAL	PRIOR ACTUAL	CURRENT ACTUAL	REVISED BUDGET	% REV BUDGET	APPROVED BUDGET	REVISED BUDGET	% REV BUDGET
AMERICAN DISABILITY ACT PROGRAMS								
Elderly & Disabled/Redi-Wheels	479,285	6,016,496	5,676,413	5,771,819	98.3	6,638,319	5,771,819	98.3
Other Related Costs	147,940	2,420,784	2,091,162	2,376,133	88.0	2,586,793	2,376,133	88.0
ADA Sedan Service	253,632	2,625,697	2,730,742	2,938,140	92.9	2,338,640	2,938,140	92.9
ADA Accessibility Support	69,883	919,841	773,396	801,800	96.5	787,840	801,800	96.5
Coastside ADA Support	87,473	1,116,519	1,121,409	1,272,450	88.1	1,215,320	1,272,450	88.1
Insurance Costs	44,244	515,000	514,902	515,000	100.0	515,000	515,000	100.0
TOTAL ADA PROGRAMS	1,082,457	13,614,337	12,908,024	13,675,342	94.4	14,081,912	13,675,342	94.4
MULTIMODAL TRANSIT PROGRAMS								
CALTRAIN SERVICE								
Peninsula Rail Service	1,239,703	16,521,290	16,521,290	16,521,290	100.0	16,521,290	16,521,290	100.0
Total Caltrain Service	1,239,703	16,521,290	16,521,290	16,521,290	100.0	16,521,290	16,521,290	100.0
OTHER SUPPORT								
Dumbarton Express Service	3,763	155,265	119,036	125,950	94.5	126,070	125,950	94.5
SamTrans Shuttle Service	345,599	2,141,440	2,462,886	2,266,625	108.7	1,902,905	2,266,625	108.7
SM/Caltrain Shuttles	135,359	1,912,887	1,771,585	1,976,530	89.6	1,457,005	1,976,530	89.6
Maintenance Multimodal Facilities	14,304	155,635	148,557	195,100	76.1	195,100	195,100	76.1
Total Other Support	499,025	4,365,227	4,502,064	4,564,205	98.6	3,681,080	4,564,205	98.6
TOTAL MULTI-MODAL PROGRAMS	1,738,728	20,886,517	21,023,354	21,085,495	99.7	20,202,370	21,085,495	99.7
TOTAL EXPENSES	9,267,414	129,793,558	124,618,443	131,981,433	94.4	136,427,741	131,981,433	94.4

"% OF YEAR ELAPSED" provides a general measure for evaluating overall progress against the annual budget. When comparing it to the amounts shown in the "% REV BUDGET" column, please note that individual line items reflect variations due to seasonal activities during the year

SAN MATEO COUNTY TRANSIT DISTRICT

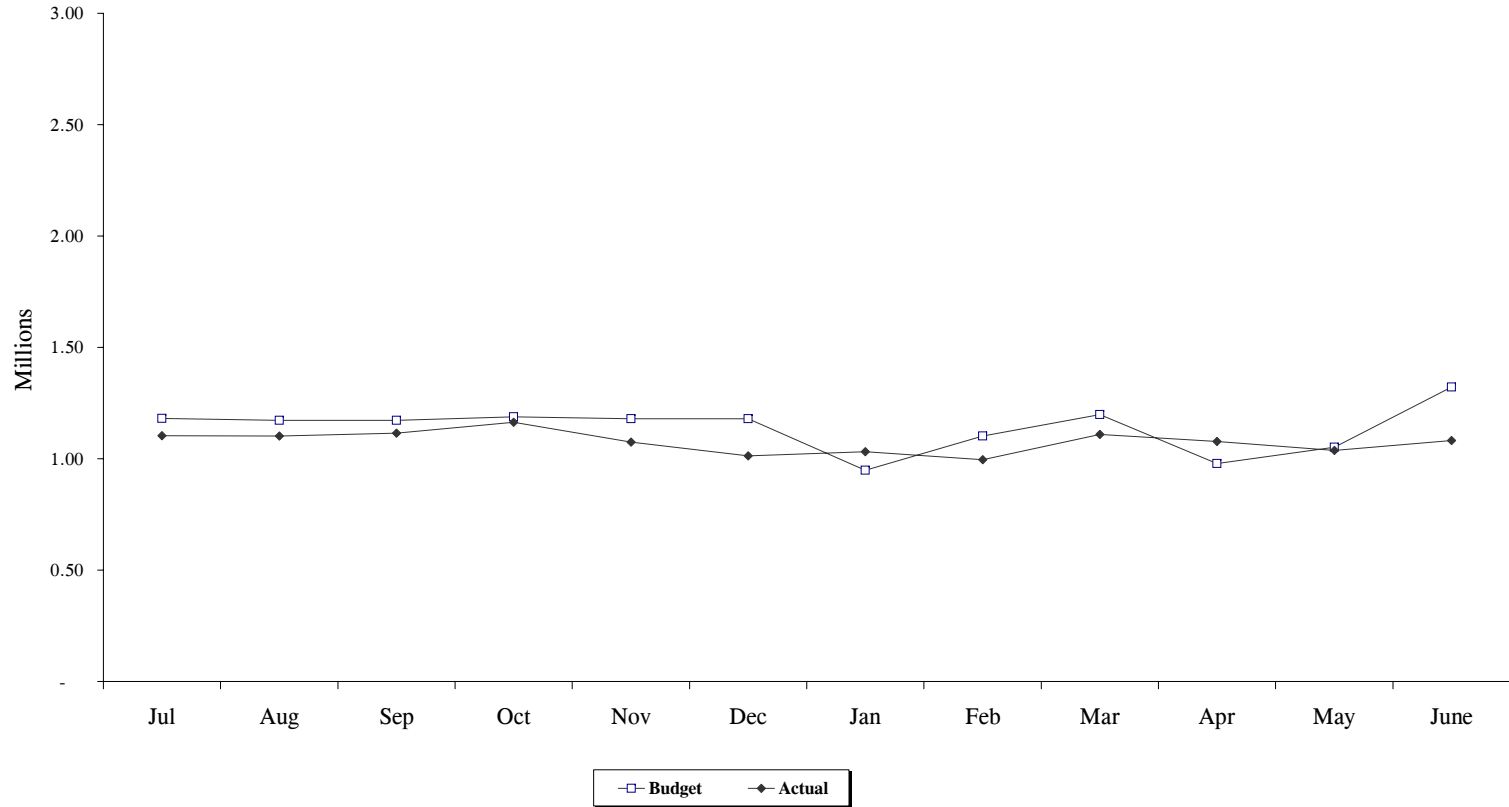
MOTOR BUS MONTHLY EXPENSES - BUDGET VS ACTUAL

FISCAL YEAR 2010



	Jul	Aug	Sep	Oct	Nov	Dec	Jan	Feb	Mar	Apr	May	June	
MONTHLY EXPENSES													
Budget	8,473,981	8,493,157	8,547,372	8,448,278	8,483,268	8,564,955	6,359,492	7,546,657	8,278,129	6,047,526	7,455,214	10,522,567	
Actual	7,995,340	7,681,837	7,717,629	7,771,470	7,862,993	7,643,740	7,313,072	6,901,766	8,379,621	7,460,126	7,513,242	6,446,229	
CUMULATIVE EXPENSES													
Budget	8,473,981	16,967,138	25,514,510	33,962,788	42,446,056	51,011,011	57,370,503	64,917,160	73,195,289	79,242,815	86,698,029	97,220,596	
Actual	7,995,340	15,677,177	23,394,806	31,166,276	39,029,269	46,673,009	53,986,081	60,887,847	69,267,468	76,727,594	84,240,836	90,687,065	
Variance - F(U)	478,641	1,289,961	2,119,704	2,796,512	3,416,787	4,338,002	3,384,422	4,029,313	3,927,821	2,515,221	2,457,193	6,533,531	
Variance %	5.65%	7.60%	8.31%	8.23%	8.05%	8.50%	5.90%	6.21%	5.37%	3.17%	2.83%	6.72%	

SAN MATEO COUNTY TRANSIT DISTRICT
ADA PROGRAM MONTHLY EXPENSES - BUDGET VS ACTUAL
FISCAL YEAR 2010

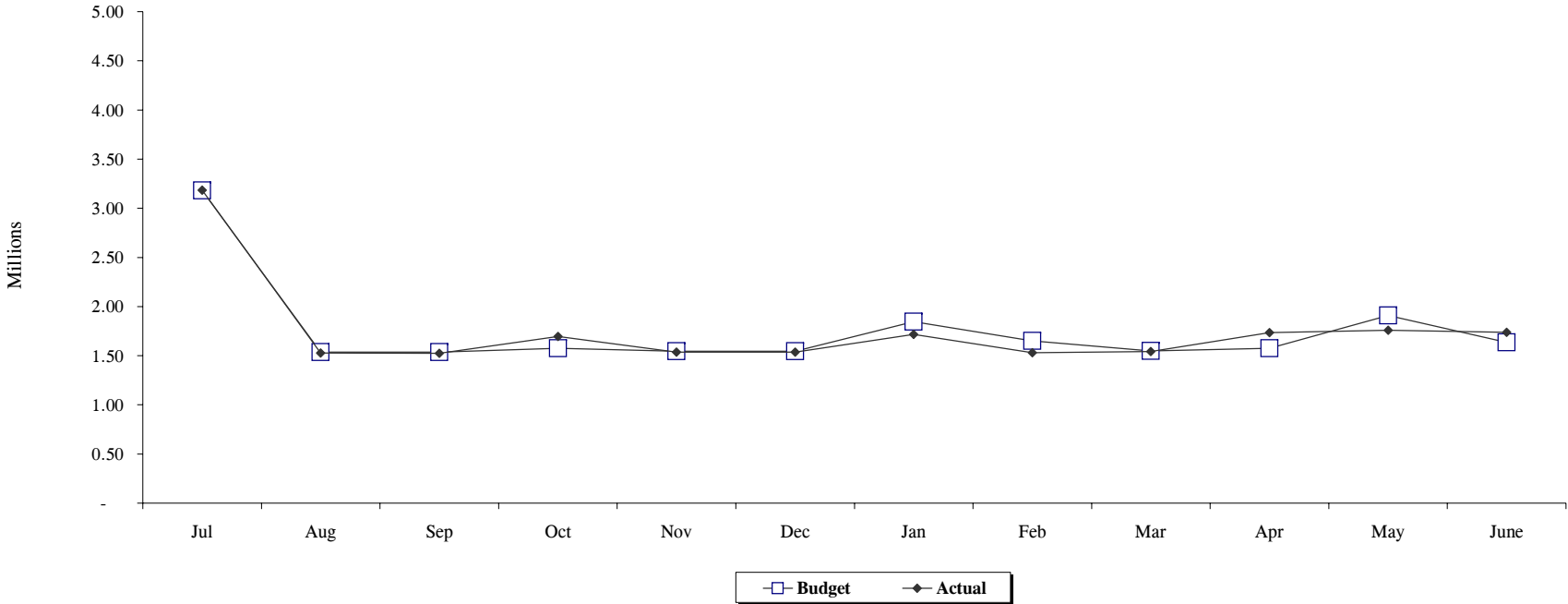


	July	Aug	Sept	Oct	Nov	Dec	Jan	Feb	Mar	Apr	May	June	
MONTHLY EXPENSES													
Budget	1,181,355	1,172,595	1,172,596	1,188,757	1,180,069	1,179,272	948,817	1,101,611	1,198,506	977,919	1,052,389	1,321,456	
Actual	1,103,689	1,102,328	1,114,317	1,163,566	1,075,359	1,013,505	1,032,171	995,567	1,109,792	1,078,222	1,037,051	1,082,457	
CUMULATIVE EXPENSES													
Budget	1,181,355	2,353,950	3,526,546	4,715,303	5,895,372	7,074,644	8,023,461	9,125,072	10,323,578	11,301,497	12,353,886	13,675,342	
Actual	1,103,689	2,206,017	3,320,334	4,483,900	5,559,259	6,572,764	7,604,935	8,600,502	9,710,294	10,788,516	11,825,567	12,908,024	
Variance - F(U)	77,666	147,933	206,212	231,403	336,113	501,880	418,526	524,570	613,284	512,981	528,319	767,318	
Variance %	6.57%	6.28%	5.85%	4.91%	5.70%	7.09%	5.22%	5.75%	5.94%	4.54%	4.28%	5.61%	

SAN MATEO COUNTY TRANSIT DISTRICT

MULTIMODAL MONTHLY EXPENSES - BUDGET VS ACTUAL

FISCAL YEAR 2010



	Jul	Aug	Sep	Oct	Nov	Dec	Jan	Feb	Mar	Apr	May	June
MONTHLY EXPENSES												
Budget	3,181,130	1,536,627	1,536,275	1,576,276	1,546,277	1,546,276	1,845,483	1,650,334	1,547,223	1,575,936	1,908,533	1,635,125
Actual	3,183,019	1,526,868	1,524,459	1,695,052	1,536,284	1,537,516	1,715,713	1,529,884	1,541,393	1,734,126	1,760,312	1,738,728
CUMULATIVE EXPENSES												
Budget	3,181,130	4,717,757	6,254,032	7,830,308	9,376,585	10,922,861	12,768,344	14,418,678	15,965,901	17,541,837	19,450,370	21,085,495
Actual	3,183,019	4,709,887	6,234,346	7,929,398	9,465,682	11,003,198	12,718,911	14,248,795	15,790,188	17,524,314	19,284,626	21,023,354
Variance - F(U)	(1,889)	7,870	19,686	(99,090)	(89,097)	(80,337)	49,433	169,883	175,713	17,523	165,744	62,141
Variance %	-0.06%	0.17%	0.31%	-1.27%	-0.95%	-0.74%	0.39%	1.18%	1.10%	0.10%	0.85%	0.29%

**SAN MATEO COUNTY TRANSIT DISTRICT
SUMMARY OF BUDGET ACTIVITY FOR JUNE 2010**

BUDGET AMENDMENT

	Amount	Line Item	Description
Jun-10			No Budget Amendment in June 2010.
	<u>\$ -</u>	Total	<u>\$ -</u> Total

BUDGET REVISIONS

	Amount	Line Item	Description
Jun-10			No Budget Revisions in June 2010.
	<u>\$ -</u>	Total	<u>\$ -</u> Total

SAN MATEO COUNTY TRANSIT DISTRICT
1/2 CENT SALES TAX RECEIPTS AND PROJECTIONS
FY2009 & FY2010
JUNE 2010

10/28/10 6:32 PM

Approved Budget		Receipts		Over/(Under) Budget/Projection	Current Projection																														
Date	Amount	Date	Amount																																
FY2009:																																			
1st Quarter	16,383,000	1st Quarter	17,259,319	876,319	17,259,319																														
2nd Quarter	17,387,000	2nd Quarter	15,980,382	(1,406,618)	15,980,382																														
3rd Quarter	15,217,000	3rd Quarter	12,936,160	(2,280,840)	12,936,160																														
4th Quarter	16,383,000	4th Quarter	13,839,594	(2,543,406)	13,839,594																														
FY2009 Total	65,370,000	FY2009 Total	60,015,455	(5,354,545)	60,015,455																														
FY2010																																			
Jul. 09	4,260,000	Sep. 09	4,205,800	(54,200)	4,205,800																														
Aug. 09	4,260,000	Oct. 09	4,342,900	82,900	4,342,900																														
Sep. 09	5,721,000	Nov. 09	4,673,100	(1,047,900)	4,673,100																														
1st Qtr. Adjustment	1,314,000	Dec. 09	1,332,895	18,895	1,332,895																														
3 Months Total	15,555,000		14,554,695	(1,000,305)	14,554,695																														
Oct. 09	4,560,000	Dec. 09	4,193,700	(366,300)	4,193,700																														
Nov. 09	4,560,000	Jan. 10	4,353,500	(206,500)	4,353,500																														
Dec. 09	5,967,000	Feb. 10	5,591,600	(375,400)	5,591,600																														
2nd Qtr. Adjustment	1,405,000	Mar. 10	1,101,985	(303,015)	1,101,985																														
6 Months Total	32,047,000		29,795,480	(2,251,520)	29,795,480																														
Jan. 10	3,970,000	Mar. 10	3,353,000	(617,000)	3,353,000																														
Feb. 10	3,970,000	Apr. 10	3,533,900	(436,100)	3,533,900																														
Mar. 10	3,041,440	May 10	4,900,000	1,858,560	4,900,000																														
3rd Qtr. Adjustment	1,325,000	Jun. 10	1,859,142	534,142	1,859,142																														
9 Months Total	44,353,440		43,441,522	(911,918)	43,441,522																														
Apr. 10	4,224,600	Jun. 10	3,856,700	(367,900)	3,856,700																														
May 10	4,224,600	Jul. 10		(167,100)	4,057,500 (1)																														
Jun. 10	5,632,700	Aug. 10		(490,500)	5,142,200 (1)																														
4th Qtr. Adjustment	1,564,660	Sep. 10		424,968	1,989,628 (1)																														
FY2010 Total	60,000,000	FY2010 Total	47,298,222	(1,512,450)	58,487,550																														
<table style="width: 100%; border-collapse: collapse;"> <tr> <td style="width: 20%;"></td> <td style="width: 15%;">14,554,695</td> <td style="width: 15%;">1st Quarter</td> <td colspan="3"></td> </tr> <tr> <td></td> <td>15,240,785</td> <td>2nd Quarter</td> <td colspan="3"></td> </tr> <tr> <td></td> <td>13,646,042</td> <td>3rd Quarter</td> <td colspan="3"></td> </tr> <tr> <td></td> <td>15,046,028</td> <td>4th Quarter</td> <td colspan="3"></td> </tr> <tr> <td></td> <td><u>58,487,550</u></td> <td>YTD Actual Per Statement of Revenues & Expenses</td> <td colspan="3"></td> </tr> </table>							14,554,695	1st Quarter					15,240,785	2nd Quarter					13,646,042	3rd Quarter					15,046,028	4th Quarter					<u>58,487,550</u>	YTD Actual Per Statement of Revenues & Expenses			
	14,554,695	1st Quarter																																	
	15,240,785	2nd Quarter																																	
	13,646,042	3rd Quarter																																	
	15,046,028	4th Quarter																																	
	<u>58,487,550</u>	YTD Actual Per Statement of Revenues & Expenses																																	

(1) Accrued

SAN MATEO COUNTY TRANSIT DISTRICT
STAFF REPORT

TO: Finance Committee

THROUGH: Michael J. Scanlon
General Manager/CEO

FROM: Gigi Harrington
Deputy CEO

SUBJECT: **STATEMENT OF REVENUES AND EXPENSES FOR THE PERIOD
ENDING SEPTEMBER 30, 2010 AND SUPPLEMENTAL INFORMATION**

ACTION

Staff proposes the Committee recommend that the Board accept and enter into the record the Statement of Revenues and Expenses for the month of September 2010 and supplemental information.

SIGNIFICANCE

Revenues: *Total Revenues* (page 1, line 12) are \$269,561 or 0.7 percent **worse** than revised budget. *Passenger Fares* (page 1, line 1) are **worse** than budget by \$118,645 or 2.8 percent, *Operating Grants & Others* (page 1, line 3) are **worse** than budget by \$293,912 or 71.2 percent, *Investment Interest* (page 1, line 8) is **worse** than budget by \$140,957 or 13.5 percent offset by *Other Interest, Rent & Other Income* (page 1, line 10) which is **better** than budget by \$283,991 or 20.9 percent.

Expenses: *Total Expenses* (page 4, line 74) are \$3,259,056 or 9.4 percent **better** than revised budget. Within *Total Expenses*, *Total Motor Bus* (page 3, line 47) is **better** than budget by \$2,829,868 or 11.4 percent, *Total ADA Programs* (page 4, line 56) are **better** than budget by \$417,097 or 11.7 percent and *Total Multimodal Programs* (page 4, line 72) are **better** than budget by \$12,090 or 0.2 percent.

Budget Amendments: There are no budget amendments for the month of September 2010.

Prepared by: Rima Lobo, Manager, Financial Services
Jeannie Chen, Senior Accountant

650-508-6274
650-508-6259

**SAN MATEO COUNTY TRANSIT DISTRICT
SUMMARY OF REVENUES AND EXPENSES
FISCAL YEAR 2011
SEPTEMBER 2010**

% OF YEAR ELAPSED: 25.0%

	MONTH	YEAR-TO-DATE				ANNUAL		
	CURRENT ACTUAL	PRIOR ACTUAL	CURRENT ACTUAL	REVISED BUDGET	% REV BUDGET	APPROVED BUDGET	REVISED BUDGET	% REV BUDGET
SOURCES OF FUNDS								
Operating Revenues								
1 Passenger Fares	1,353,678	4,334,398	4,170,705	4,289,350	97.2	17,157,400	17,157,400	24.3
2 TDA and STA Funds	5,117,909	7,493,976	15,353,726	15,353,726	100.0	30,860,639	30,860,639	49.8
3 Operating Grants & Other	0	281,369	118,813	412,725	28.8	10,577,283	10,577,283	1.1
4 Measure A Contribution and AB434 Funds	853,674	2,369,364	2,235,613	2,235,650	100.0	8,834,888	8,834,888	25.3
5 Subtotal - Operating Revenues	7,325,260	14,479,107	21,878,856	22,291,450	98.1	67,430,210	67,430,210	32.4
Other Revenue Sources								
7 District 1/2 Cent Sales Tax	5,988,267	15,555,000	15,224,400	15,224,400	100.0	60,000,000	60,000,000	25.4
8 Investment Interest	316,118	1,613,968	901,653	1,042,610	86.5	4,170,010	4,170,010	21.6
9 Pass through to Other Agencies	81,274	24,334	243,823	243,823	100.0	975,293	975,293	25.0
10 Other Interest, Rent & Other Income	558,392	1,398,629	1,642,813	1,358,822	120.9	5,082,780	5,082,780	32.3
11 Subtotal - Other Revenues	6,944,052	18,591,931	18,012,689	17,869,656	100.8	73,039,156	73,039,156	24.7
12 Total Revenues	14,269,313	33,071,038	39,891,545	40,161,106	99.3	140,469,366	140,469,366	28.4
13 Capital Assistance	307,089	604,567	979,554	979,554	100.0	4,447,354	20,171,195 A	4.9
14 Reserves Programmed for Capital	262,967	603,952	797,420	797,420	100.0	0	15,472,058 A	0.0
15 Total Revenues - All Sources	14,839,369	34,279,557	41,668,519	41,938,080	99.4	144,916,720	176,112,619	23.7
USES OF FUNDS								
Operations								
19 District Motor Bus	7,340,348	23,394,806	21,949,948	24,779,816	88.6	98,189,247	98,189,247	22.4
20 A. D. A. Programs	1,047,366	3,320,334	3,152,510	3,569,607	88.3	13,773,430	13,773,430	22.9
21 Caltrain	1,055,553	5,363,963	5,207,898	5,207,898	100.0	14,707,875	14,707,875	35.4
22 Other Multimodal Programs	322,155	870,383	1,154,957	1,167,047	99.0	4,084,620	4,084,620	28.3
23 Subtotal - Operating Costs	9,765,422	32,949,486	31,465,312	34,724,368	90.6	130,755,172	130,755,172	24.1
Other Uses of Funds								
25 Pass through to Other Agencies	81,274	24,334	243,823	243,823	100.0	975,293	975,293	25.0
26 Transfer Out to Debt Service	2,037,678	6,112,587	6,113,034	6,113,034	100.0	24,451,963	24,451,963	25.0
27 Fiscal Agent Fees	(3,663)	800	0	5,600	-	27,400	27,400	0.0
28 Land Transfer Interest Expense	0	0	0	0	-	80,000	80,000	0.0
29 Subtotal - Other Uses	2,115,289	6,137,721	6,356,857	6,362,457	99.9	25,534,656	25,534,656	24.9
30 Capital Programs	631,666	1,353,179	1,882,377	1,882,377	100.0	8,624,325	39,820,224 A	4.7
31 Total Uses of Funds	12,512,378	40,440,386	39,704,546	42,969,202	92.4	164,914,153	196,110,052	20.2
32								
33 SURPLUS/(DEFICIT) FOR PERIOD	2,326,991	(6,160,829)	1,963,973	(1,031,122)	(190.5)	(19,997,433)	(19,997,433)	(9.8)

% OF YEAR ELAPSED" provides a general measure for evaluating overall progress against the annual budget. When comparing it to the amounts shown in the "% REV BUDGET" column, please note that individual line items reflect variations due to seasonal activities during the year.

Note A - The Revised Budget includes the year end rollover of existing capital projects (unaudited).

SAN MATEO COUNTY TRANSIT DISTRICT									
STATEMENT OF REVENUES									
FISCAL YEAR 2011									
SEPTEMBER 2010									
								% OF YEAR ELAPSED:	25.0%
	MONTH	YEAR-TO-DATE				ANNUAL			
	CURRENT ACTUAL	PRIOR ACTUAL	CURRENT ACTUAL	REVISED BUDGET	% REV BUDGET	APPROVED BUDGET	REVISED BUDGET	% REV BUDGET	
OPERATING REVENUES - MOTOR BUS									
1	TOTAL MOTOR BUS FARES	1,289,371	4,154,187	3,969,547	4,089,500	97.1	16,358,000	16,358,000	24.3
2	LOCAL (TDA) TRANSIT FUND:								
3	General Operating Assistance	3,917,313	7,119,276	11,751,939	11,751,939	100.0	23,503,880	23,503,880	50.0
4	STATE TRANSIT ASSISTANCE:								
5	Local STA Operating Assistance	892,982	0	2,678,945	2,678,945	100.0	5,511,071	5,511,071	48.6
6	OPERATING GRANTS								
7	Planning Assistance Grant	0	281,369	31,999	52,224	61.3	9,382,536	9,382,536	0.3
8	DISTRICT 1/2 CENT SALES TAX:								
9	General Operating Asst.	728,443	10,497,368	2,096,560	5,139,446	40.8	39,275,037	39,275,037	5.3
10	Accessibility Fixed Route	84,735	243,938	260,565	200,971	129.7	684,635	684,635	38.1
11	TOTAL 1/2 CENT SALES TAX	813,178	10,741,306	2,357,125	5,340,416	44.1	39,959,672	39,959,672	5.9
12	INVESTMENT INTEREST INCOME:								
13	Investment Interest Income	10,088	33,609	29,075	21,850	133.1	86,830	86,830	33.5
14	OTHER REVENUE SOURCES:								
15	Overnight Deposits Interest Income	113	735	359	660	54.5	2,640	2,640	13.6
16	Rental Income	86,807	258,190	260,089	261,990	99.3	1,047,940	1,047,940	24.8
17	Advertising Income	116,667	362,499	350,000	355,000	98.6	1,420,000	1,420,000	24.6
18	Other Income	213,830	443,635	520,870	227,292	229.2	916,678	916,678	56.8
19	TOTAL OTHER REVENUES	417,417	1,065,059	1,131,319	844,942	133.9	3,387,258	3,387,258	33.4
20									
21	TOTAL MOTOR BUS	7,340,348	23,394,806	21,949,948	24,779,816	88.6	98,189,247	98,189,247	22.4
22									
23	AMERICAN DISABILITIES ACT:								
24	Passenger Fares Redi-Wheels	64,307	180,211	201,158	199,850	100.7	799,400	799,400	25.2
25	Local TDA 4.5 Redi-Wheels	206,174	374,700	618,522	618,522	100.0	1,237,046	1,237,046	50.0
26	Local STA - Paratransit	101,440	0	304,320	304,320	100.0	608,642	608,642	0.0
27	Operating Grants	0	0	0	273,687	0.0	1,094,747	1,094,747	0.0
28	Sales Tax - District ADA Programs	295,785	1,701,207	1,013,808	1,136,175	89.2	5,855,529	5,855,529	17.3
29	Sales Tax - Paratransit Suppl. Coastsides	102,507	305,375	291,949	308,767	94.6	1,300,726	1,300,726	0.0
30	Interest Income - Paratransit Fund	37,622	111,761	113,776	119,310	95.4	477,340	477,340	23.8
31	Measure A Redi-Wheels	239,531	647,080	608,976	608,976	100.0	2,400,000	2,400,000	25.4
32									
33	TOTAL ADA PROGRAMS	1,047,366	3,320,334	3,152,510	3,569,607	88.3	13,773,430	13,773,430	22.9
34	MULTIMODAL TRANSIT PROGRAMS:								
35	Sales Tax - Caltrain	576,492	4,069,803	3,989,946	3,989,946	100.0	9,907,875	9,907,875	40.3
36	Transfer from TA for Caltrain	479,061	1,294,160	1,217,952	1,217,952	100.0	4,800,000	4,800,000	25.4
37	TA Funded SM/Caltrain Shuttles	90,415	278,124	274,685	274,722	100.0	1,098,888	1,098,888	25.0
38	Employer Share SM/Caltrain Shuttles	26,026	79,979	166,644	169,031	98.6	316,122	316,122	52.7
39	AB434 Funds - SamTrans Shuttles	44,667	150,000	134,000	134,000	100.0	536,000	536,000	25.0
40	Employer Share SamTrans Shuttles	114,950	253,591	344,850	344,850	100.0	1,379,400	1,379,400	25.0
41	Sales Tax - SamTrans Shuttle Program	26,113	67,200	82,170	83,887	98.0	335,960	335,960	24.5
42	Operating Grants	0	0	86,814	86,814	100.0	100,000	100,000	0.0
43	Sales Tax - Gen. Operating Asst.	19,984	41,489	65,794	73,743	89.2	318,250	318,250	20.7
44									
45	TOTAL MULTIMODAL	1,377,708	6,234,346	6,362,855	6,374,945	99.8	18,792,495	18,792,495	33.9
46									
47	TOTAL REVENUES	9,765,422	32,949,486	31,465,312	34,724,368	90.6	130,755,172	130,755,172	24.1

% OF YEAR ELAPSED" provides a general measure for evaluating overall progress against the annual budget. When comparing it to the amounts shown in the "% REV BUDGET" column, please note that individual line items reflect variations due to seasonal activities during the year.

**SAN MATEO COUNTY TRANSIT DISTRICT
OPERATING EXPENSES
FISCAL YEAR 2011
SEPTEMBER 2010**

% OF YEAR ELAPSED: 25.0%

EXPENSES	MONTH	YEAR-TO-DATE				ANNUAL		
	CURRENT ACTUAL	PRIOR ACTUAL	CURRENT ACTUAL	REVISED BUDGET	% REV BUDGET	APPROVED BUDGET	REVISED BUDGET	% REV BUDGET
DISTRICT OPERATED BUSES								
1 Wages & Benefits	4,029,097	13,658,247	12,290,497	13,860,458	88.7	54,414,983	54,394,983	22.6
2								
3 Services:								
4 Board of Directors	4,170	11,700	8,569	13,225	64.8	53,100	53,100	16.1
5 Contracted Vehicle Maintenance	17,279	94,476	252,963	345,150	73.3	930,600	930,600	27.2
6 Property Maintenance	100,924	224,620	221,702	319,250	69.4	1,282,500	1,282,500	17.3
7 Professional Services	194,911	443,016	526,742	704,828	74.7	2,955,181	2,976,781	17.7
8 Technical Services	405,300	880,071	850,225	929,481	91.5	3,907,744	3,907,744	21.8
9 Other Services	21,525	68,094	68,554	90,731	75.6	362,924	362,924	18.9
10								
11 Materials & Supply:								
12 Fuel & Lubricants	318,181	1,053,426	1,020,985	1,395,554	73.2	5,582,214	5,582,214	18.3
13 Bus Parts & Materials	78,895	548,588	261,775	384,093	68.2	1,750,972	1,750,972	15.0
14 Uniforms & Driver Expense	6,386	30,419	17,873	59,529	30.0	379,098	379,098	4.7
15 Timetables & Tickets	3,925	28,397	26,692	51,845	51.5	213,800	212,200	12.6
16 Office Supplies / Printing	13,540	56,856	42,240	87,138	48.5	332,130	331,632	12.7
17 Other Materials & Supply	5,643	34,895	22,943	44,500	51.6	175,000	175,000	13.1
18								
19 Utilities:								
20 Telephone	33,021	104,792	88,177	120,230	73.3	480,500	480,500	18.4
21 Other Utilities	82,409	252,226	229,641	240,500	95.5	1,001,000	962,000	23.9
22 Insurance Costs	214,114	559,232	622,151	622,993	99.9	2,492,000	2,492,000	25.0
23 Workers' Compensation	264,337	772,652	778,950	805,515	96.7	3,222,060	3,222,060	24.2
24 Taxes & License Fees	32,197	96,467	100,580	122,260	82.3	489,039	489,039	20.6
25 Fixed Route Accessibility	84,735	243,938	260,565	200,971	129.7	684,635	684,635	38.1
26 Leases & Rental	8,374	27,747	25,394	27,310	93.0	111,718	111,718	22.7
27 Promotional & Legal Advertising	27,282	40,635	42,431	70,710	60.0	279,840	279,840	15.2
28 Training & Business Travel	14,264	8,777	28,555	51,031	56.0	195,710	195,710	14.6
29 Dues & Membership	5,188	8,108	27,624	29,899	92.4	84,045	84,543	32.7
30 Postage & Other	3,369	12,578	8,007	69,153	11.6	313,564	313,564	2.6
31		8,924						
32 Total District Operated Buses	5,969,067	19,268,881	17,823,835	20,646,353	86.3	81,694,357	81,655,357	21.8
33								
34								
35 CONTRACTED BUS SERVICES								
36 Contracted Urban Bus Service	1,173,564	3,678,663	3,568,377	3,622,051	98.5	14,488,202	14,488,202	24.6
37 Other Related Costs	31,190	59,720	89,932	87,448	102.8	310,800	349,800	25.7
38 Insurance Costs	79,827	141,287	206,174	163,743	125.9	655,000	655,000	31.5
39 Coastside Services	50,459	145,614	146,145	142,064	102.9	568,256	568,256	25.7
40 Redi Coast Non-ADA	17,884	46,234	58,067	55,715	104.2	222,860	222,860	26.1
41 Other Related Costs	740	978	2,336	10,415	22.4	41,660	41,660	5.6
42 La Honda - Pescadero	4,375	13,050	13,125	13,125	100.0	52,500	52,500	25.0
43 SamCoast - Pescadero	11,433	39,132	38,838	35,416	109.7	141,662	141,662	27.4
44 Other Related Cost - SamCoast	1,808	1,247	3,118	3,488	89.4	13,950	13,950	22.4
45 Total Contracted Bus Service	1,371,280	4,125,925	4,126,112	4,133,463	99.8	16,494,890	16,533,890	25.0
46								
47 TOTAL MOTOR BUS	7,340,348	23,394,806	21,949,948	24,779,816	88.6	98,189,247	98,189,247	22.4

"% OF YEAR ELAPSED" provides a general measure for evaluating overall progress against the annual budget. When comparing it to the amounts shown in the "% REV BUDGET" column, please note that individual line items reflect variations due to seasonal activities during the year

**SAN MATEO COUNTY TRANSIT DISTRICT
OPERATING EXPENSES
FISCAL YEAR 2011
SEPTEMBER 2010**

% OF YEAR ELAPSED: 25.0%

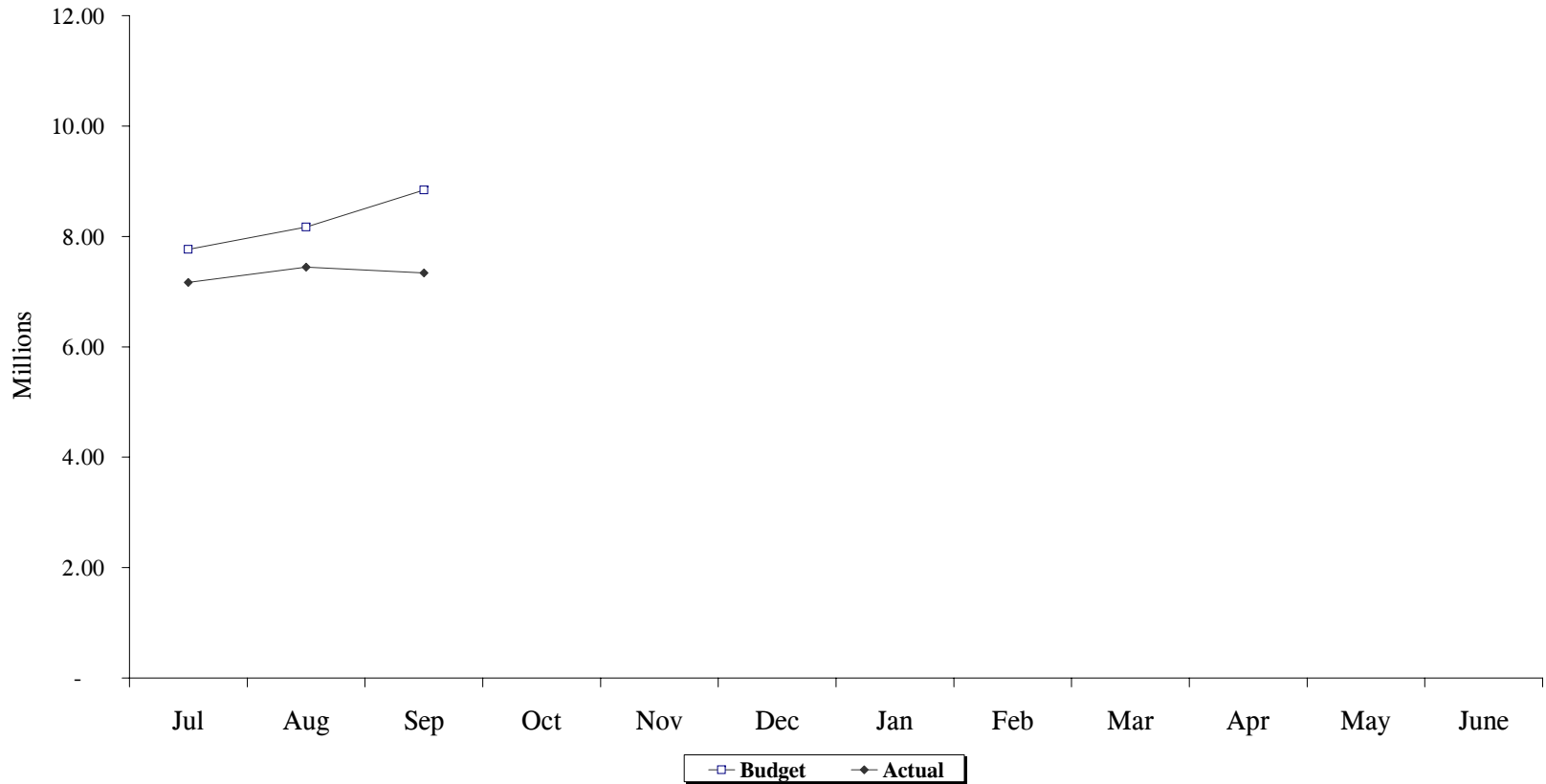
EXPENSES	MONTH	YEAR-TO-DATE				ANNUAL		
	CURRENT ACTUAL	PRIOR ACTUAL	CURRENT ACTUAL	REVISED BUDGET	% REV BUDGET	APPROVED BUDGET	REVISED BUDGET	% REV BUDGET
AMERICAN DISABILITY ACT PROGRAMS								
Elderly & Disabled/Redi-Wheels	450,730	1,433,241	1,367,401	1,833,085	74.6	6,769,180	6,769,180	20.2
Other Related Costs	165,512	576,544	499,932	633,595	78.9	2,527,380	2,527,380	19.8
ADA Sedan Service	238,388	701,067	707,045	445,256	158.8	1,781,024	1,781,024	39.7
ADA Accessibility Support	48,740	183,327	162,249	220,155	73.7	880,120	880,120	18.4
Coastside ADA Support	102,507	305,375	291,949	308,767	94.6	1,300,726	1,300,726	22.4
Insurance Costs	41,489	120,780	123,934	128,749	96.3	515,000	515,000	24.1
TOTAL ADA PROGRAMS	1,047,366	3,320,334	3,152,510	3,569,607	88.3	13,773,430	13,773,430	22.9
MULTIMODAL TRANSIT PROGRAMS								
CALTRAIN SERVICE								
Peninsula Rail Service	1,055,553	5,363,963	5,207,898	5,207,898	100.0	14,707,875	14,707,875	35.4
Total Caltrain Service	1,055,553	5,363,963	5,207,898	5,207,898	100.0	14,707,875	14,707,875	35.4
OTHER SUPPORT								
Dumbarton Express Service	10,514	2,020	31,537	31,538	100.0	126,150	126,150	25.0
SamTrans Shuttle Service	185,730	470,791	561,020	562,737	99.7	2,251,360	2,251,360	24.9
SM/Caltrain Shuttles	116,441	358,103	528,143	530,567	99.5	1,515,010	1,515,010	34.9
Maintenance Multimodal Facilities	9,470	39,469	34,257	42,206	81.2	192,100	192,100	17.8
Total Other Support	322,155	870,383	1,154,957	1,167,047	99.0	4,084,620	4,084,620	28.3
TOTAL MULTI-MODAL PROGRAMS	1,377,708	6,234,346	6,362,855	6,374,945	99.8	18,792,495	18,792,495	33.9
TOTAL EXPENSES	9,765,422	32,949,486	31,465,312	34,724,368	90.6	130,755,172	130,755,172	24.1

% OF YEAR ELAPSED" provides a general measure for evaluating overall progress against the annual budget. When comparing it to the amounts shown in the "% REV BUDGET" column, please note that individual line items reflect variations due to seasonal activities during the year

SAN MATEO COUNTY TRANSIT DISTRICT

MOTOR BUS MONTHLY EXPENSES - BUDGET VS ACTUAL

FISCAL YEAR 2011

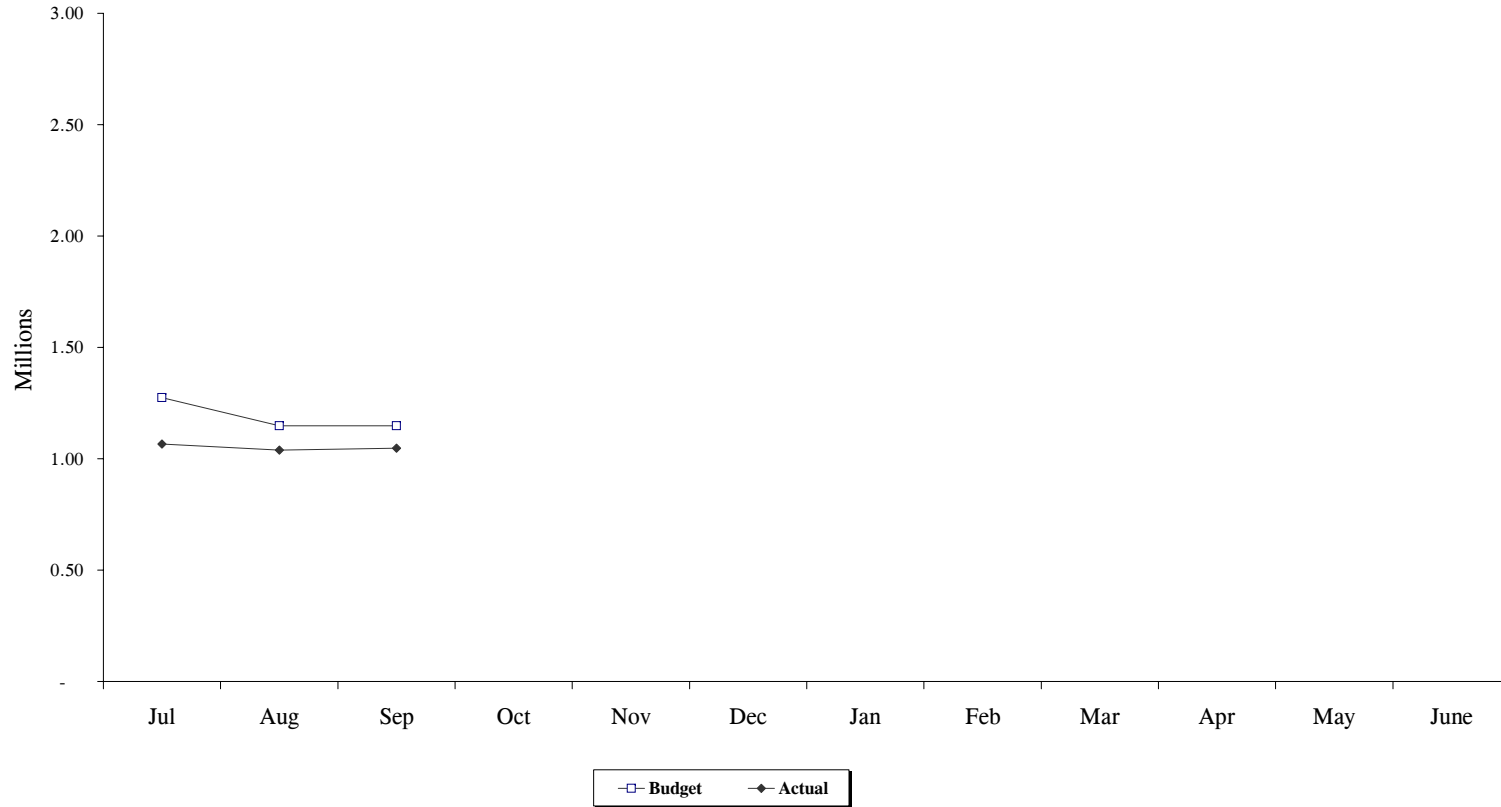


	Jul	Aug	Sep	Oct	Nov	Dec	Jan	Feb	Mar	Apr	May	June	
MONTHLY EXPENSES													
Budget	7,766,610	8,170,634	8,842,573										
Actual	7,166,097	7,443,503	7,340,348										
CUMULATIVE EXPENSES													
Budget	7,766,610	15,937,243	24,779,816										
Actual	7,166,097	14,609,599	21,949,948										
Variance - F(U)	600,513	1,327,644	2,829,869										
Variance %	7.73%	8.33%	11.42%										

SAN MATEO COUNTY TRANSIT DISTRICT

ADA PROGRAM MONTHLY EXPENSES - BUDGET VS ACTUAL

FISCAL YEAR 2011

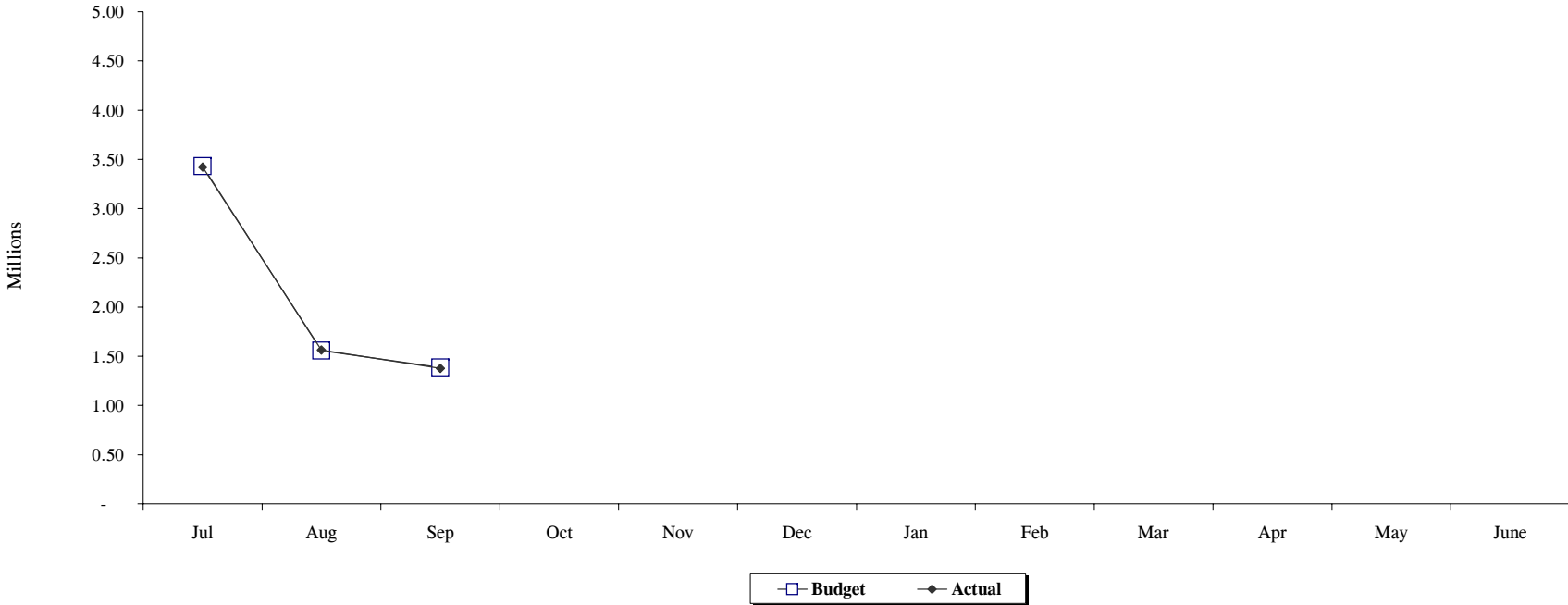


	July	Aug	Sept	Oct	Nov	Dec	Jan	Feb	Mar	Apr	May	June
MONTHLY EXPENSES												
Budget	1,274,897	1,147,355	1,147,355									
Actual	1,065,703	1,039,441	1,047,366									
CUMULATIVE EXPENSES												
Budget	1,274,897	2,422,252	3,569,607									
Actual	1,065,703	2,105,144	3,152,510									
Variance - F(U)	209,194	317,108	417,097									
Variance %	16.41%	13.09%	11.68%									

SAN MATEO COUNTY TRANSIT DISTRICT

MULTIMODAL MONTHLY EXPENSES - BUDGET VS ACTUAL

FISCAL YEAR 2011



	Jul	Aug	Sep	Oct	Nov	Dec	Jan	Feb	Mar	Apr	May	June
MONTHLY EXPENSES												
Budget	3,431,492	1,556,014	1,387,439									
Actual	3,421,682	1,563,465	1,377,708									
CUMULATIVE EXPENSES												
Budget	3,431,492	4,987,506	6,374,945									
Actual	3,421,682	4,985,147	6,362,855									
Variance - F(U)	9,810	2,359	12,089									
Variance %	0.29%	0.05%	0.19%									

**SAN MATEO COUNTY TRANSIT DISTRICT
SUMMARY OF BUDGET ACTIVITY FOR SEPTEMBER 2010**

BUDGET AMENDMENT

	Amount	Line Item	Description
Sep-10			No Budget Amendment in September 2010.
	<u>\$ -</u>	Total	<u>\$ -</u> Total

BUDGET REVISIONS

	Amount	Line Item	Description
Sep-10			No Budget Revisions in September 2010.
	<u>\$ -</u>	Total	<u>\$ -</u> Total

SAN MATEO COUNTY TRANSIT DISTRICT
1/2 CENT SALES TAX RECEIPTS AND PROJECTIONS
FY2010 & FY2011
SEPTEMBER 2010

10/28/10 5:39 PM

Approved Budget		Receipts		Over/(Under) Budget/Projection	Current Projection
Date	Amount	Date	Amount		
FY2010:					
1st Quarter	15,555,000	1st Quarter	14,554,695	(1,000,305)	14,554,695
2nd Quarter	16,492,000	2nd Quarter	15,240,785	(1,251,215)	15,240,785
3rd Quarter	12,306,440	3rd Quarter	13,646,042	1,339,602	13,646,042
4th Quarter	15,646,560	4th Quarter	15,046,028	(600,532)	15,046,028
FY2010 Total	60,000,000	FY2010 Total	58,487,550	(1,512,450)	58,487,550
FY2011					
Jul. 10	4,110,600	Sep. 10	4,008,500	(102,100)	4,008,500
Aug. 10	4,110,600	Oct. 10		(135,000)	3,975,600 (1)
Sep. 10	5,480,800	Nov. 10		(179,900)	5,300,900 (1)
1st Qtr. Adjustment	1,522,400	Dec. 10		417,000	1,939,400 (1)
3 Months Total	15,224,400		4,008,500	0	15,224,400
Oct. 10	4,295,900	Dec. 10		0	4,295,900
Nov. 10	4,295,900	Jan. 11		0	4,295,900
Dec. 10	5,727,900	Feb. 11		0	5,727,900
2nd Qtr. Adjustment	1,591,100	Mar. 11		0	1,591,100
6 Months Total	31,135,200		4,008,500	0	31,135,200
Jan. 11	3,741,000	Mar. 11		0	3,741,000
Feb. 11	3,741,000	Apr. 11		0	3,741,000
Mar. 11	4,987,900	May 11		0	4,987,900
3rd Qtr. Adjustment	1,385,500	Jun. 11		0	1,385,500
9 Months Total	44,990,600		4,008,500	0	44,990,600
Apr. 11	4,052,500	Jun. 11		0	4,052,500
May 11	4,052,500	Jul. 11		0	4,052,500
Jun. 11	5,403,400	Aug. 11		0	5,403,400
4th Qtr. Adjustment	1,501,000	Sep. 11		0	1,501,000
FY2011 Total	60,000,000	FY2011 Total	4,008,500	0	60,000,000
	15,224,400	1st Quarter			
		2nd Quarter			
		3rd Quarter			
		4th Quarter			
	<u>15,224,400</u>	YTD Actual Per Statement of Revenues & Expenses			

(1) Accrued

**SAN MATEO COUNTY TRANSIT DISTRICT
STAFF REPORT**

TO: Finance Committee

THROUGH: Michael J. Scanlon
General Manager/CEO

FROM: Gigi Harrington
Deputy CEO

SUBJECT: **QUARTERLY INVESTMENT REPORT AND
FIXED INCOME MARKET REVIEW AND OUTLOOK**

ACTION

Staff proposes that the Committee recommend that the Board accept and enter into the record the Quarterly Investment Report and Fixed Income Market Review and Outlook for the quarter ended September 30, 2010.

SIGNIFICANCE

The District Investment Policy contains a requirement for a quarterly report to be transmitted to the Board within 30 days of the end of the quarter. This staff report was forwarded to the Board of Directors under separate cover on October 20, 2010 in order to meet the 30-day requirement.

BUDGET IMPACT

There is no impact on the budget.

BACKGROUND

The San Mateo County Transit District ("District") is required by state law to submit quarterly reports within 30 days of the end of the quarter covered by the report. The report is required to include the following information:

1. Type of investment, issuer, date of maturity, par and dollar amount invested in all securities, investments and money held by the local agency;
2. Description of any of the local agency's funds, investments or programs that are under the management of contracted parties, including lending programs;
3. For all securities held by the local agency or under management by any outside party that is not a local agency or the State of California Local Agency Investment Fund (LAIF), a current market value as of the date of the report and the source of this information;
4. Statement that the portfolio complies with the Investment Policy or the manner in which the portfolio is not in compliance; and,

5. Statement that the local agency has the ability to meet its pool's expenditure requirements (cash flow) for the next six months or provide an explanation as to why sufficient money shall or may not be available.

A schedule, which addresses the requirements of 1, 2, and 3 above, is included in this report on pages 6 and 7. The schedule separates the investments into three groups: The Investment Portfolio which is managed by CSI Capital Management, Inc. ("CSI"); Liquidity funds which are managed by District staff; and Trust funds which are managed by a third party trustee. The Investment Policy governs the management and reporting of the Investment Portfolio and Liquidity funds while the bond covenants govern the management and reporting of the Trust funds.

CSI provides the District a current market valuation of all the assets under its management for each quarter. The valuation is provided by FT Interactive Data, the major operating division of Interactive Data Corporation, ("IDC"). IDC is a leading provider of global securities data. They offer one of the largest information databases with current and historical prices on securities traded in all major markets including daily evaluations for more than 2.5 million fixed income securities.

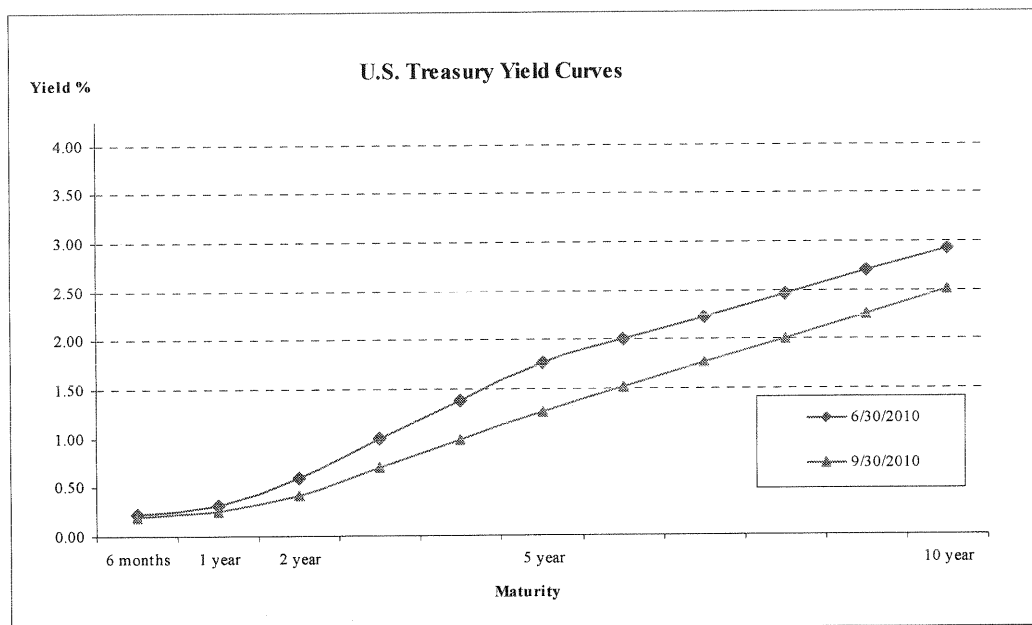
Due to the nature of securities which are bought and sold in a principal market, such as fixed income securities, multiple market values may exist for a given security at any given time. CSI has chosen IDC as an unbiased estimator of these prices based on their leading role as a provider of end of the day pricing, an evaluation of their methodology and the experience of their evaluation staff. Unfortunately, given the recent volatility in the markets, not every security is currently supported or accurately reflected by IDC. Therefore at the end of the quarter, CSI surveyed a number of Wall Street firms to get an accurate market value of the securities held in the District's portfolio. These surveys reflect the levels at which someone is actually willing to purchase the securities held by the District. In the case of money market instruments, which are not supported by IDC, CSI used adjusted cost.

The Liquidity funds managed by District staff are considered to be cash equivalents and therefore market value is considered to be equal to book value, (i.e. cost). The shares of beneficial interest generally establish a nominal value per share. Because the Net Asset Value is fixed at a nominal value per share, book and market value are equal and rate of income is recalculated on a daily basis.

The portfolio and this Quarterly Investment Report comply with the Investment Policy and the provisions of SB 564 (1995). The District has the ability to meet its expenditure requirements for the next six months.

DISCUSSION

Market Review and Outlook



Data Source: Bloomberg

Amidst only modest fanfare, the National Bureau of Economic Research recently declared that the worst economic recession since the Great Depression officially ended in June of 2009. Since then, our economy has managed to see modest improvement thanks in large part to outsized stimulus measures. Notably absent has been any meaningful improvement in either the residential housing market or the ranks of the unemployed. Given the critical nature of these markets in the proper functioning of our economy, many have deemed this recovery a disappointment.

To be fair, it is important to make the distinction between a *contraction* and a *crisis*. Contractions are regular occurrences with modest setbacks and fairly rapid recoveries. Crises are infrequent in nature, longer in duration and more severe in their consequences. Like any recovery from a serious illness, a period of gradual improvement, occasionally requiring some additional attention, should be expected.

Using the metrics of common contractions to describe the aftermath of a crisis is likely to lead to a sense of disappointment or a misdiagnosing of real improvement as somehow falling short of the mark. Even worse, a wrong diagnosis could lead to an inappropriate policy response or improper allocation in an investment portfolio.

Since we find ourselves in the aftermath of a financial crisis, additional attention will be required. If history serves as a guide, we need to be prepared for a prolonged period of mediocre growth, higher than normal unemployment and a challenging environment for home prices. Furthermore, both our economy and financial markets remain vulnerable to an outside shock. By the same logic, however, we should acknowledge that the “crisis” is behind us and that while the road ahead is long and not without its challenges, with enough time and the proper medicine it is nonetheless the road to recovery.

to full health will largely be the result of the policy prescribed. Having already lowered interest rates to near nothing, our options are limited. Federal Reserve Chairman Bernanke recently signaled a change in monetary policy by paving the way for an additional form of monetary stimulus alternatively known as quantitative easing, or debt monetization.

The ultimate goal of this policy is to increase economic growth, create jobs and fight deflation in an environment where additional fiscal stimulus is limited. The fact that we have to resort to these measures is bad news in itself. The long-term effects of quantitative easing are not well understood and may have serious consequences, such as promoting additional asset bubbles or higher than desired inflation. The short-term effects are visible in the form of unnaturally low interest rates and a weaker dollar.

The exceptionally low level of interest rates today can have both a positive and negative impact on the economy. Low interest rates help homeowners lower their mortgage payments and allow corporations to lower their cost of capital. Low interest rates also reduce the income available to those living off of fixed investments such as CDs and bonds. Interest rates as low as they are today, however, have an even more dire aspect. They have deprived investors of a reasonable return from a traditionally safe investment. In fact, *real* interest rates (the yield on a bond after deducting expected inflation) for U.S. Treasury securities are negative out to five years. To put it another way, investors wishing for the safety of U.S Treasury Notes as long as five years to maturity can expect to lose purchasing power after taking into account the impact of inflation.

For our policymakers, exceptionally low interest rates are a means to an end — a lower dollar. To be sure, a lower dollar may be the single most important economic variable these policymakers can influence to bring about their desired goals. A lower dollar should help make goods and services produced in the United States more competitive in the global economy, resulting in a faster pace of growth and more jobs. A lower dollar is also an important factor in helping to reduce our current account and trade deficits, a necessary outcome if we are to ever meaningfully improve our over-reliance on debt.

Our trading partners, however, are unlikely to take a decline in the dollar lightly. For decades, many of these countries have built their economies on exports to the United States. As we rein in our spending and make foreign goods more expensive, we present a major threat to the primary engine of growth for these countries. Indeed, we have recently seen efforts by Japan, Brazil, China, Chile, South Korea and Russia to prevent their currencies from appreciating too much against the dollar. It is our belief that the role of currencies is likely to become an increasing factor in the relations between trading partners as well as in the global macroeconomic outlook in general.

Strategy

Over the foreseeable future we expect interest rates to move gradually higher. Currently the portfolio's sensitivity to a change in interest rates is below that of the benchmark. The current low rate environment leaves the bond market without much of a yield cushion to avoid negative rates of returns should interest rates begin to rise more than already anticipated by the market.

Given our outlook and the current level of uncertainty in the markets, we are comfortable keeping the portfolio's exposure to a change in interest rates below that of the benchmark.

As of the end of the quarter, the District's consolidated portfolios consisted of approximately 4.5 percent Corporate Bonds, 73.5 percent Agency Securities, 12.1 percent US Treasury Securities and 9.9 percent Mortgage Backed Securities; see Exhibit 5.

Budget Impact

The portfolio's performance is reported on a total economic return basis. This method includes the coupon interest, amortization of discounts and premiums, capital gains and losses and price changes (i.e., unrealized gains and losses). For the quarter ending September 30, the *General Fund portfolio* returned **0.49** percent. This compares to the benchmark return of **1.76** percent. Over this same time period, the *Paratransit Fund portfolio* returned **0.91** percent. This compares to the benchmark return of **3.29** percent.

The Performance graph in Exhibit 3 shows the relative performance of each fund for the trailing 24-month period (or since inception). The Growth of a Thousand Dollars graph in Exhibit 4 shows the cumulative performance over this same time frame for each portfolio.

The consolidated portfolio's yield to maturity, the return the portfolio will earn in the future if all securities are held to maturity is also reported. This calculation is based on the current market value of the portfolio including unrealized gains and losses. For the quarter ending September 30, the portfolio's yield to maturity was 0.73 percent. The benchmark's yield to maturity was 0.87 percent.

Another method of measuring the consolidated portfolio's yield to maturity is the yield of the portfolio at cost. This calculation is based on the value of the portfolio at cost and does not include any unrealized gains or losses as part of its computation. As of the end of the quarter the consolidated portfolio's rate of return on investments, at cost, was 3.21 percent.

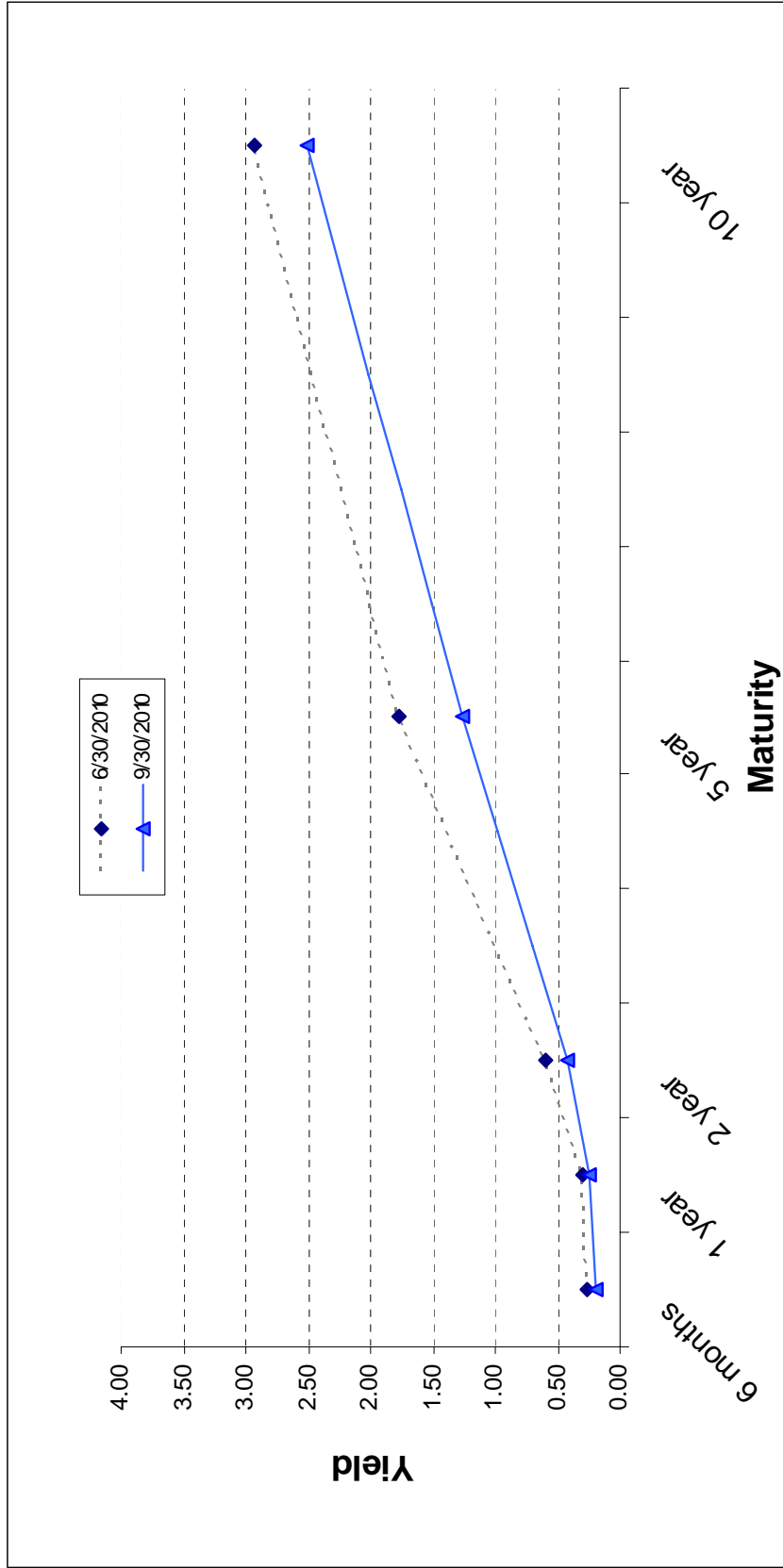
**SAN MATEO COUNTY TRANSIT DISTRICT
REPORT OF INVESTMENTS
FOR QUARTER ENDED SEPTEMBER 30, 2010**

	TYPE	DATE OF MATURITY	PAR VALUE	CARRYING AMOUNT	MARKET VALUE	ACCRUED INTEREST	MARKET VALUE +ACCR. INT.
FUNDS MANAGED BY CSI CAPITAL MANAGEMENT, INC.							
INVESTMENT PORTFOLIO:							
CORPORATE BONDS							
	JP Morgan Chase & Co.	06-16-11	3,000,000	3,112,707	3,093,795	42,438	3,136,233
	Bank of America	04-30-12	2,000,000	2,048,120	2,049,276	17,617	2,066,893
GOVERNMENT BONDS							
	U.S. Treasury Note	11-30-10	3,500,000	3,515,040	3,506,017	14,703	3,520,719
	FNMA	12-15-10	10,000,000	10,212,500	10,096,875	139,861	10,236,736
	Fed. Farm Credit Bank	08-25-11	10,000,000	10,387,500	10,318,750	38,750	10,357,500
	FNMA	02-16-12	10,000,000	10,696,875	10,621,875	62,500	10,684,375
	FNMA	03-15-12	3,500,000	3,820,469	3,786,563	9,528	3,796,090
	FHLM	03-23-12	5,000,000	5,123,437	5,123,437	2,361	5,125,798
	FHLM	01-15-13	4,500,000	4,540,653	4,530,380	16,625	4,547,005
	FHLM	03-08-13	13,500,000	14,904,844	14,904,844	43,125	14,947,969
	FHLM - Step Up	03-28-13	6,000,000	6,005,064	6,004,674	375	6,005,049
	Fed. Farm Credit Bank	12-29-15	950,000	1,139,406	1,161,078	14,870	1,175,948
	Housing Urban Devel	08-01-17	829,768	773,790	804,750	10,544	815,294
TREASURY INFLATION PROTECTED SECURITIES							
	Treasury Inflation Indexed Note	04-15-14	3,608,150	3,763,819	3,795,868	20,810	3,816,678
MORTGAGE BACKED SECURITIES							
	FHLB-SERIES 00-0582H	10-25-10	8,876,520	9,006,284	8,897,255	7,027	8,904,282
COLLATERALIZED MORTGAGE OBLIGATIONS							
	FHLB SERIES 4S-2012 CLASS I	01-25-12	1,246,231	1,316,486	1,309,801	1,005	1,310,806
	FHLB SERIES 00-0606 CLASS Y	12-28-12	558,899	557,795	556,976	228	557,204
	FHLM Ref FHRR R015 AN	02-15-13	414,588	421,176	417,507	1,296	418,803
TOTAL INVESTMENT FUNDS PORTFOLIO							
MANAGED BY CSI CAPITAL MANAGEMENT, INC.			87,484,156	91,345,965	90,979,720	443,662	91,423,382

**SAN MATEO COUNTY TRANSIT DISTRICT
REPORT OF INVESTMENTS (Continued)
FOR QUARTER ENDED SEPTEMBER 30, 2010**

<u>TYPE</u>	<u>DATE OF MATURITY</u>	<u>PAR VALUE</u>	<u>CARRYING AMOUNT</u>	<u>MARKET VALUE</u>	<u>ACCRUED INTEREST</u>	<u>MARKET VALUE +ACCR. INT.</u>
<u>PARATRANSIT TRUST FUND PORTFOLIO:</u>						
GOVERNMENT BONDS						
FHFB	01-21-11	5,000,000	5,035,938	5,021,875	15,799	5,037,674
FNMA	01-09-12	5,000,000	5,101,563	5,101,563	22,778	5,124,340
U.S. Treasury Note	02-15-12	4,000,000	4,054,689	4,057,344	7,024	4,064,369
FHLM	01-07-14	5,000,000	5,184,360	5,247,370	29,167	5,276,537
FHLM	04-23-14	2,500,000	2,588,415	2,627,960	27,431	2,655,391
TREASURY INFLATION PROTECTED SECURITIES						
Treasury Inflation Indexed Note	04-15-14	2,500,000	2,688,442	2,711,334	14,864	2,726,199
MORTGAGE BACKED SECURITIES						
FHFB-SERIES 00-0582 CLASS H	10-25-10	347,538	351,653	348,349	275	348,624
TOTAL PARATRANSIT TRUST FUND PORTFOLIO MANAGED BY CSI CAPITAL MANAGEMENT, INC.						
		24,347,538	25,005,059	25,115,796	117,337	25,233,133
TOTAL SAN MATEO COUNTY TRANSIT DISTRICT PORTFOLIO MANAGED BY CSI CAPITAL MANAGEMENT, INC.						
		111,831,694	116,351,023	116,095,515	561,000	116,656,515
<u>LIQUIDITY FUNDS MANAGED BY DISTRICT STAFF:</u>						
BANK OF AMERICA CHECKING						
LAIF			568,868	568,868	0	568,868
			25,471,271	25,471,271	14,327	25,485,598
TOTAL FUNDS MANAGED BY DISTRICT STAFF						
			26,040,139	26,040,139	14,327	26,054,466
<u>TRUST FUNDS MANAGED BY THIRD PARTY TRUSTEE:</u>						
First American Treas/Gov't. Oblig. Fund CI D						
Ebbets Plc Ebbets LI CP (GIC)		2,805,631	2,805,631	2,805,631	0	2,805,631
Federal Home Loan Mortgage Corp	03-23-2012	5,504,000	5,504,000	5,504,000	0	5,504,000
		2,253,000	2,308,627	2,308,627	931	2,309,558
TOTAL FUNDS MANAGED BY THIRD PARTY TRUSTEE						
		10,562,631	10,618,257	10,618,257	931	10,619,188
TOTAL AS OF SEPTEMBER 30, 2010						
		122,394,325	153,009,420	152,753,912	576,258	153,330,170

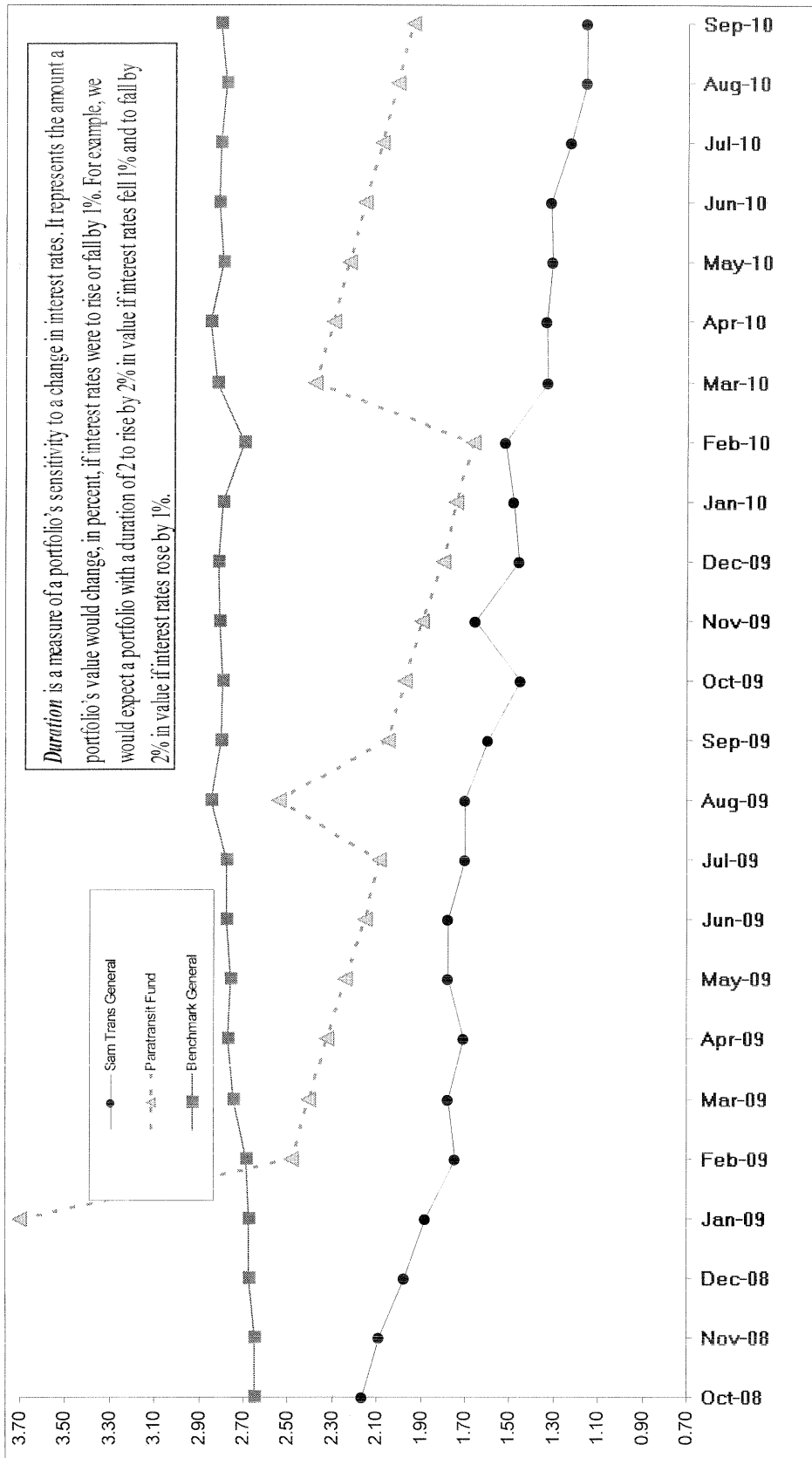
SamTrans Historical Yield Curve



Data Source: Bloomberg

EXHIBIT 2

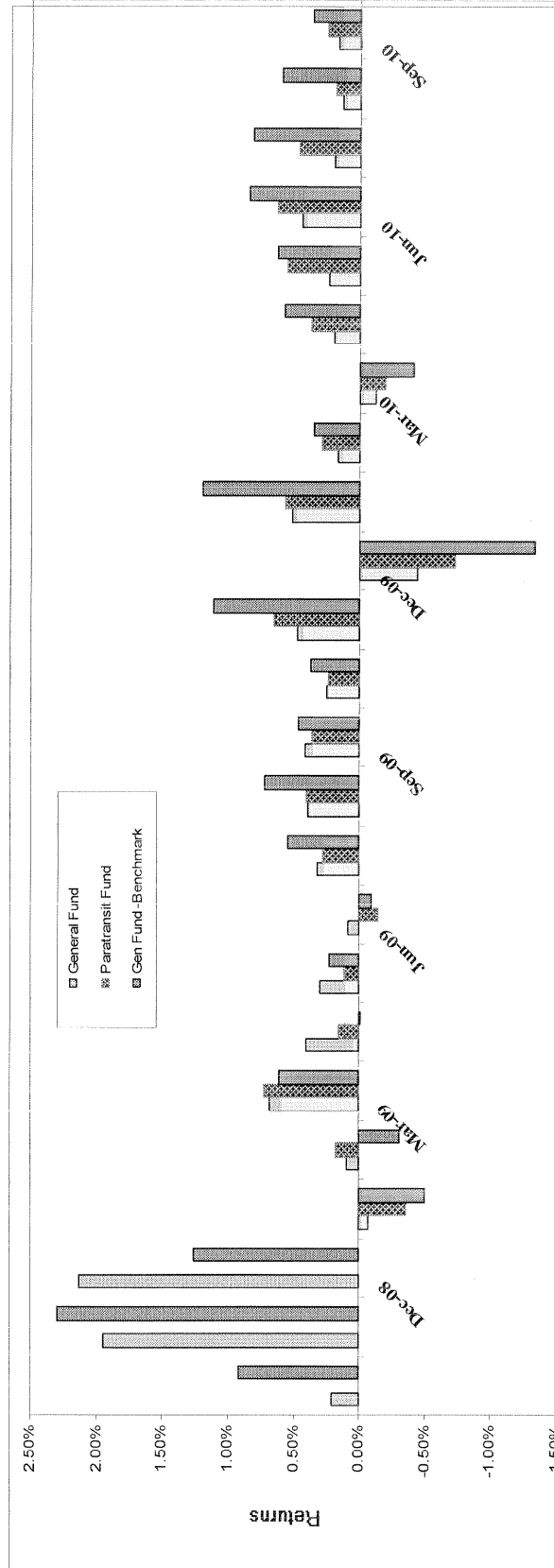
**SamTrans
Duration vs. Benchmark**



CSI Capital Management, Inc.

EXHIBIT 3

SamTrans
 Monthly Review – Account vs. Benchmark
 Rolling 24 Months



Trailing 12 Months	Oct-09	Nov-09	Dec-09	Jan-10	Feb-10	Mar-10	Apr-10	May-10	Jun-10	Jul-10	Aug-10	Sep-10	Trailing 12
MONTHLY PERFORMANCE DATA													
SamTrans - Gen Funds	0.25%	0.47%	-0.44%	0.52%	0.17%	-0.12%	0.20%	0.24%	0.44%	0.20%	0.13%	0.17%	2.25%
SamTrans - Paratran	0.24%	0.65%	-0.73%	0.57%	0.29%	-0.19%	0.37%	0.56%	0.63%	0.46%	0.19%	0.25%	3.33%
Benchmark - Gen Fund	0.38%	1.11%	-1.34%	1.19%	0.35%	-0.41%	0.58%	0.63%	0.84%	0.81%	0.60%	0.36%	5.18%
Benchmark - Paratran	0.21%	1.82%	-2.86%	1.83%	0.57%	-0.95%	1.07%	1.80%	1.97%	1.97%	1.71%	0.36%	5.18%

EXHIBIT 4

CSI Capital Management, Inc.

SamTrans
Growth of a Thousand Dollars
Rolling 24 Months

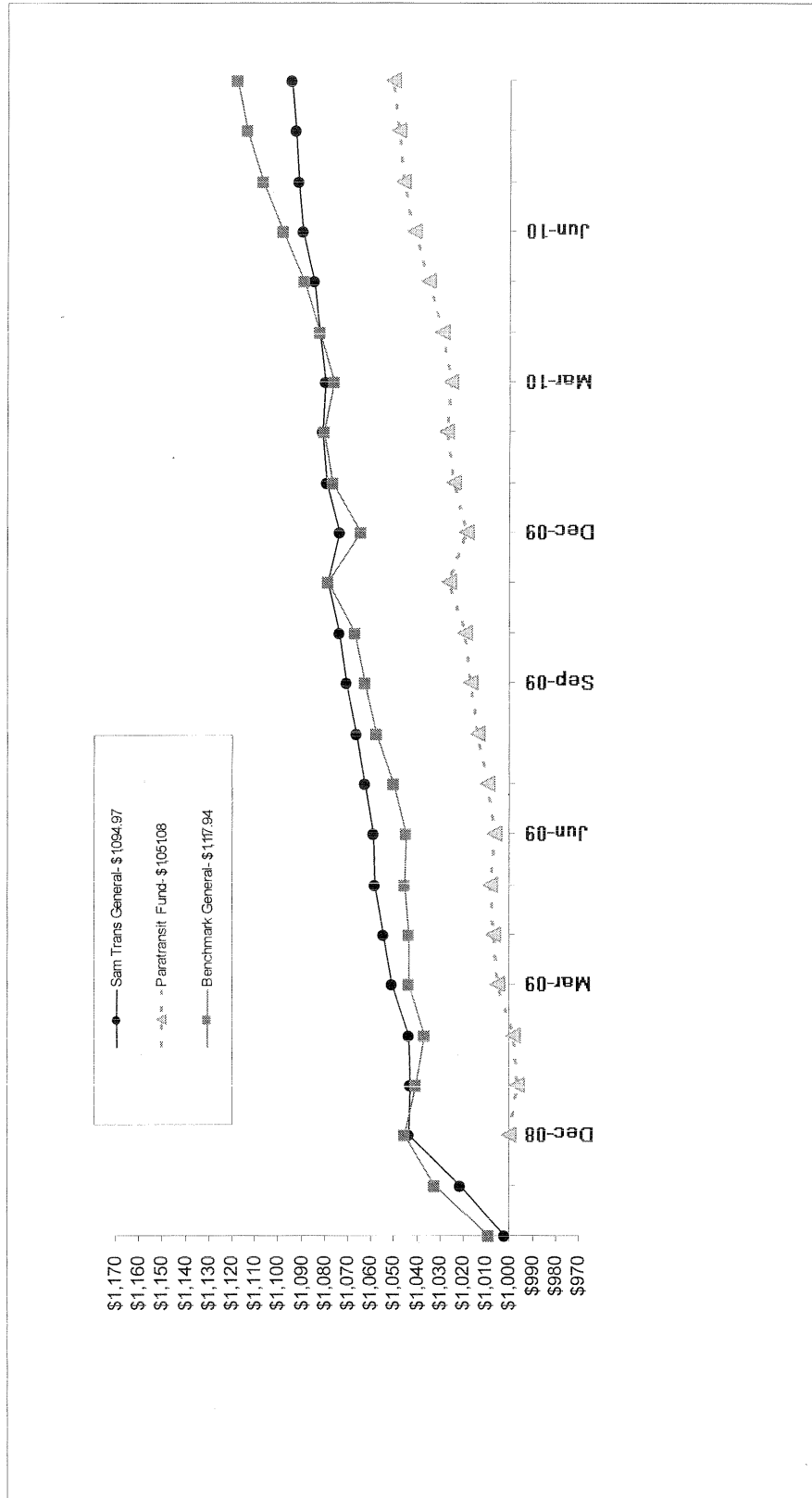
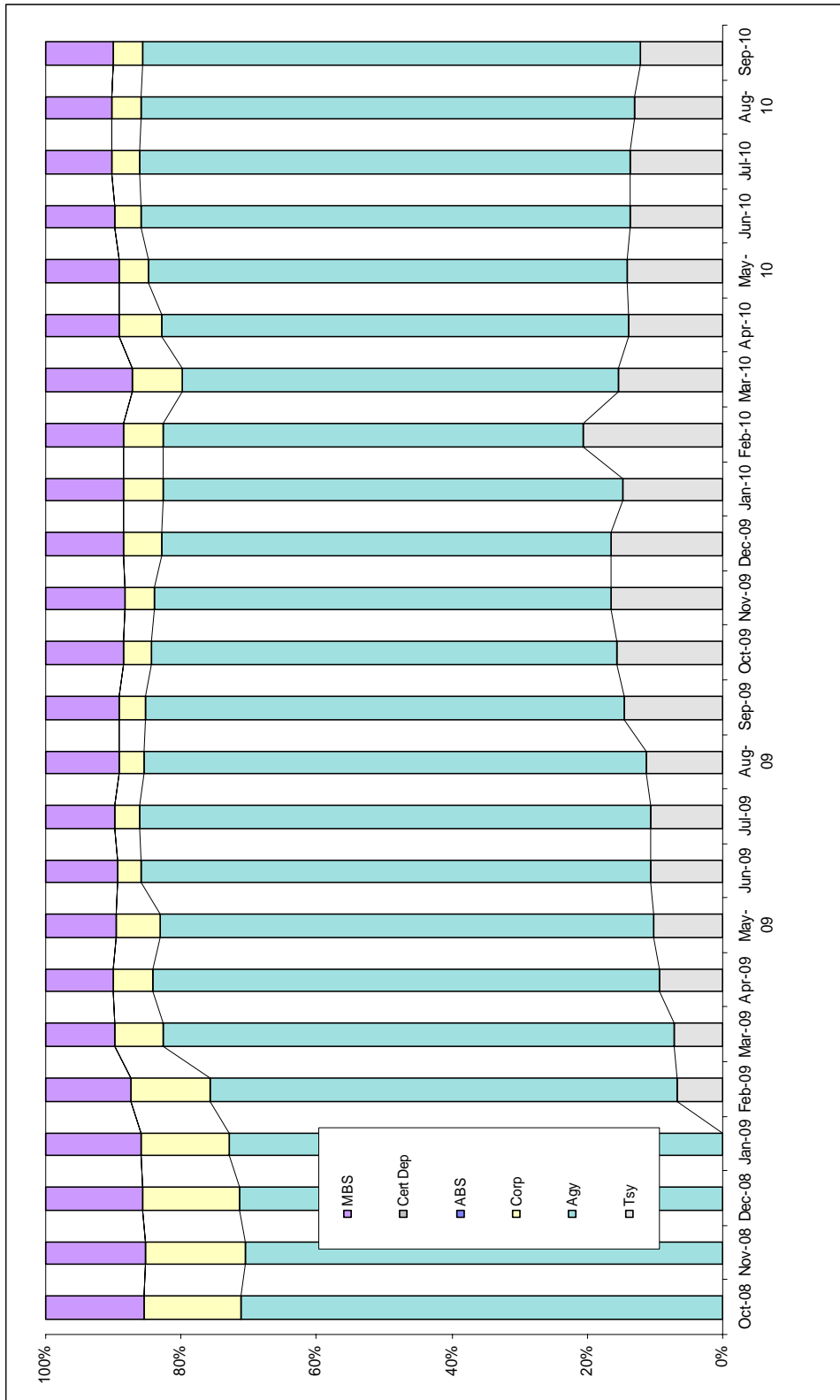


EXHIBIT 5

**SamTrans
Percent of Assets Held by Type**



CSI Capital Management, Inc.

**SAN MATEO COUNTY TRANSIT DISTRICT
STAFF REPORT**

TO: Finance Committee

THROUGH: Michael J. Scanlon
General Manager/CEO

FROM: Martha Martinez
District Secretary

SUBJECT: CONFLICT OF INTEREST CODE

ACTION

Staff proposes that the Committee recommend that the Board adopt the Conflict of Interest Code which has been revised to reflect current staff positions and responsibilities at the District.

SIGNIFICANCE

The California Political Reform Act, Government Code Section 87306.5 requires public agencies to review their Conflict of Interest Code in each even-numbered year to ensure they are up to date and meet current legal requirements. Staff and Legal Counsel have reviewed the District's Code and have determined that it should be updated to reflect current job titles and responsibilities of positions that should be listed in the Appendix to the Code as "designated employees."

After the District adopts the amended Code, it will be sent to the County of San Mateo Board of Supervisors for approval.

BUDGET IMPACT

There is no impact to the budget.

BACKGROUND

1. The list of designated employees has been updated to delete the following positions because they no longer exists:
 - Chief Administrative Officer
 - Chief Development Officer
 - Program Manager, Stations and Facilities
 - Staffing Services Supervisor

2. The list of designated employees has been updated to include the following new positions, which involve the making or participating in the making of decisions that may foreseeably have a material effect on financial interests, as defined in the Political Reform Act and implementing regulations:

- Engineer

- Manager, Community Relations

- Manager, Planning and Research

- Manager, Programming and Monitoring

3. The list of designated employees has been updated to reflect current positions:

- Deputy CEO, Finance and Administration (formerly Chief Financial Officer)

- Deputy CEO, Operations and Engineering (formerly Chief Operating Officer)

- Deputy Director, Sustainability (formerly Deputy Director, Capital Program Support)

- Director, Budgets and Grants (formerly Director, Capital Program Support)

- Executive Officer, Customer Service and Marketing (formerly Chief Communications Officer)

- Executive Officer, Planning and Development (formerly Director, Planning and Development)

- Executive Officer, Public Affairs (formerly Special Assistant to the CEO)

- Government Affairs Officer (formerly Government Relations Officer)

- Manager, Budgets (formerly Manager, Financial Analyst and Projects)

- Manager, Capital Projects & Environmental Planning (formerly Manager, Environmental Planning)

- Manager, Customer Service (formerly Customer Service Manager)

- Manager, Grants and Fund Programming (formerly Capital Programming and Grants)

- Manager, IT Operations and Telecommunications (formerly Manager, Telecommunications)

- Manager, Personnel Operations (formerly Personnel Operations Officer)

- Manager, Standards and Procedures (formerly Manager, Contract Planning)

- Manager, Stations and Access (formerly Manager, Stations and Parking)

- Operations Technology Administrator (formerly ACS Data Administrator)

- Supervisor, Sales (formerly Supervisor, Sales and Promotions)

**CONFLICT OF INTEREST CODE
SAN MATEO COUNTY TRANSIT DISTRICT**

Adopted on the 23rd day of November 1976
by Resolution No. 1976-81

Approved by the
San Mateo County Board of Supervisors
on the 15th day of August 1978

Amended on the 16th day of November 1992
by Resolution No. 1992-102

Amended on the 14th day of September 1994
by Resolution No. 1994-73

Amended on the 16th day of September 1996
by Resolution No. 1996-53

Amended on the 22nd day of September 1998
by Resolution No. 1998-66

Amended on the 12th day of October 2000
by Resolution No. 2000-78

Amended on the 13th day of November 2002
by Resolution No. 2002-72

Amended on the 20th of October 2004
by Resolution No. 2004-38

Amended on the 11th of October 2006
by Resolution 2006-41

Amended on the 12th of November 2008
By Resolution 2008-64

*Amended on the 10th of November 2010
By Resolution 2010-_____*

**CONFLICT OF INTEREST CODE
FOR THE
SAN MATEO COUNTY TRANSIT DISTRICT**

The Political Reform Act of 1974 (Government Code Sections 81000 et seq.) requires state and local government agencies to adopt and promulgate Conflict of Interest Codes. The Fair Political Practices Commission has adopted a regulation (2 Cal. Code of Regs. Section 18730), which contains the terms of a standard Conflict of Interest Code and can be incorporated by reference in an agency's Code. After public notice and hearing, it may be amended by the Fair Political Practices Commission to conform to amendments in the Political Reform Act.

Therefore, the terms of 2 California Code of Regulations Section 18730 and any amendments duly adopted by the Fair Political Practice Commission are hereby incorporated by reference. This regulation and the attached Appendix, designating officials and employees and establishing disclosure categories, shall constitute the Conflict of Interest Code of the San Mateo County Transit District ("District").

Designated officials and employees shall file statements of economic interests with the District who will make the statement available for public inspection and reproduction. (Gov. Code Section 81008.) The District shall make and retain a copy of the statements and forward the originals to the San Mateo County Board of Supervisors, which shall be the filing officer.

APPENDIX

<u>Designated Officers and Employees</u>	<u>Categories</u>
Associate Contract Officer	3
Attorney	1, 2
Bus Maintenance Contract Administrator	3
Buyer	3
Chief Administrative Officer	1, 2
Chief Development Officer	1, 2
Chief Engineer, Track & Structures	1, 2
Chief of Protective Services	3
Construction Manager	3
Consultants ¹	1, 2
Contract Officer	3
<i>Deputy CEO, Finance and Administration</i> Chief Financial Officer	1, 2
<i>Deputy CEO, Operations and Engineering</i> Chief Operating Officer	1, 2
Deputy Director, Engineering Support	1, 2
Deputy Director, <i>Sustainability</i> Capital Program Support	3
<i>Director, Budgets and Grants</i> Director, Capital Program Support	1, 2
Director, Bus Transportation	3
Director, Contracts and Procurement	1, 2
Director, Engineering and Construction	1, 2
Director, Finance	3
Director, Human Resources	1
Director, Information Technology & Telecommunications	3
Director, Maintenance	1
Director, Risk Management	3
Disadvantaged Business Enterprises Officer	3
Distribution Supervisor	3
District Secretary	3
Employee Programs and Development Officer	3

Designated Officers and Employees

Categories

<i>Engineer</i>	3
<i>Executive Officer, Customer Service and Marketing</i> Chief Communications Officer	1, 2
<i>Executive Officer, Director,</i> Planning and Development	1, 2
<i>Executive Officer, Public Affairs</i> Special Assistant to the CEO	1, 2
Facilities Contract Administrator	3
General Manager/CEO	1, 2
Government Relations <i>Affairs</i> Officer	3
Manager, Accessible Transit Services	3
Manager, Budgets	3
Manager, <i>Budgets</i> Financial Analyst & Projects	3
Manager, Bus Contracts	3
Manager, <i>Capital Projects &</i> Environmental Planning	1, 2
<i>Manager, Community Relations</i>	3
<i>Manager, Customer Service</i> Manager	3
Manager, Employee Relations and Civil Rights	3
Manager, Engineering	3
Manager, Finance Special Projects	3
Manager, Finance Treasury	3
Manager, General Ledger	3
Manager, Government Affairs	3
Manager, <i>Grants and Fund Programming</i> Capital Programming & Grants	3
Manager, Information Technology Operations	3
Manager, <i>IT Operations and</i> Telecommunications	3
Manager, Marketing	1
Manager, Operations Planning	1, 2
Manager, Operations Technology	3
<i>Manager, Personnel Operations</i> Officer	3
Manager, Planning & Research	1, 2
Manager, Planning (Special Projects)	1, 2

Designated Officers and Employees

Categories

	<i>Manager, Planning and Research</i>	1, 2
	<i>Manager, Programming and Monitoring</i>	3
	Manager, Real Estate & Property Development	1, 2
	Manager, Software Systems Development	3
	Manager, <i>Standards and Procedures</i> Contract Planning	3
	Manager, Stations and <i>Access Parking</i>	3
	Manager, Strategic Development	2, 3
	Manager, Technology Research and Development	3
	Manager, Transit Operations Training	3
	<i>Operations Technology Administrator</i> ACS Data Administrator	3
	Program Manager, Stations and Facilities	1, 2
	Project Manager	3
	Public Information Officer	3
	Senior Contract Officer	3
	Senior Engineer	3
	Staffing Services Supervisor	3
	Superintendent, Maintenance Technical Services	3
	Superintendent, Materials & Inventory Control	3
	Supervisor, Facilities Maintenance	3
	Supervisor, Sales & Promotions	3

It has been determined that the positions listed below manage public investments, as defined by 2 Cal. Code of Regs. Section 18701(b), and will file a statement of economic interests (full disclosure) pursuant to Government Code Section 87200. Consultants who manage public investments shall also file a statement of economic interests pursuant to Government Code Section 87200:

Members, Board of Directors

| *Deputy CEO, Finance and Administration* ~~Chief Financial Officer~~

DISCLOSURE CATEGORIES

- Category 1. All sources of income, investments and business positions in business entities.
- Category 2. Interests in real property.
- Category 3. Investments and business positions in business entities and sources of income which provide services, supplies, materials, machinery or equipment of the type utilized by the San Mateo County Transit District.

¹ Consultants shall be included in the list of designated officials and employees and shall disclose pursuant to the broadest disclosure category in the Code subject to the following limitation:

The General Manager/CEO may determine in writing that a particular consultant, although a "designated position," is hired to perform a range of duties that is limited in scope and thus is not required to fully comply with disclosure requirements in this section. Such written determination shall include a description of the consultant's duties and, based upon that description, a statement of the extent of disclosure requirements. The General Manager/CEO's determination is a public record and shall be retained for public inspection in the same manner and location as this Conflict of Interest Code. Nothing herein excuses any consultant from any other provisions of the Conflict of Interest Code.

RESOLUTION NO 2010 –

* * *

**SAN MATEO COUNTY TRANSIT DISTRICT
STATE OF CALIFORNIA**

ADOPTING THE AMENDED CONFLICT OF INTEREST CODE

WHEREAS, pursuant to Resolution 1976-81, dated November 23, 1976, the San Mateo County Transit District (District) adopted a Conflict of Interest Code (Code) as required by the Political Reform Act of 1974; and

WHEREAS, California Government Code Section 87306.5 requires that the District review its Code every even-numbered year and revise it if necessary; and

WHEREAS, Legal Counsel and staff have reviewed the current Code, last amended in 2008, and have determined that the Appendix to the Code listing the designated officers and employees who must disclose their economic interests on an annual basis should be updated to reflect current staffing positions and organization; and

WHEREAS, Legal Counsel and staff recommend adopting the amendments as reflected in the attached Code.

NOW, THEREFORE, BE IT RESOLVED by the Board of Directors of the San Mateo County Transit District that the amended Conflict of Interest Code is hereby adopted, in the form presented to the Board of Directors; and

BE IT FURTHER RESOLVED that the District Secretary is directed to transmit a copy of the amended Conflict of Interest Code to the Board of Supervisors of the County of San Mateo for its review and approval.

Regularly passed and adopted this 10th day of November 2010, by the following vote:

AYES:

NOES:

ABSENT:

Chair, San Mateo County Transit District

Attest:

District Secretary



BOARD OF DIRECTORS 2010

ROSE GUILBAULT, CHAIR
KARYL MATSUMOTO, VICE CHAIR
OMAR AHMAD
MARK CHURCH
JERRY DEAL
SHIRLEY HARRIS
ZOE KERSTEEN-TUCKER
ARTHUR L. LLOYD
ADRIENNE TISSIER

MICHAEL J. SCANLON
GENERAL MANAGER/GEO

A G E N D A
LEGISLATIVE COMMITTEE
COMMITTEE OF THE WHOLE

San Mateo County Transit District Administrative Building
Bacciocco Auditorium - Second Floor
1250 San Carlos Ave., San Carlos, CA

WEDNESDAY, NOVEMBER 10, 2010 – 2:40 p.m.
or immediately following previous Committee meeting

ACTION

1. Approval of Minutes of Legislative Committee Meeting of October 13, 2010

INFORMATIONAL

2. State and Federal Legislative Update

Committee Members: Zoe Kersteen-Tucker, Omar Ahmad, Adrienne Tissier

NOTE:

- This Committee meeting may be attended by Board Members who do not sit on this Committee. In the event that a quorum of the entire Board is present, this Committee shall act as a Committee of the Whole. In either case, any item acted upon by the Committee or the Committee of the Whole will require consideration and action by the full Board of Directors as a prerequisite to its legal enactment.
- All items appearing on the agenda are subject to action by the Board. Staff recommendations are subject to change by the Board.

**SAN MATEO COUNTY TRANSIT DISTRICT
1250 SAN CARLOS AVENUE, SAN CARLOS, CALIFORNIA**

**MINUTES OF LEGISLATIVE COMMITTEE MEETING
COMMITTEE OF THE WHOLE
OCTOBER 13, 2010**

Committee Members Present: Z. Kersteen-Tucker (Committee Chair), O. Ahmad, A. Tissier

Other Board Members Present, Constituting Committee of the Whole: M. Church, J. Deal, R. Guilbault (Chair), A. Lloyd, K. Matsumoto

Other Board Members Absent, Constituting Committee of the Whole: S. Harris

Staff Present: J. Cassman, G. Harrington, R. Haskin, M. Lee, M. Martinez, N. McKenna, D. Miller, S. Murphy, C. Patton, M. Scanlon, M. Simon

Director Adrienne Tissier called the meeting to order at 2:59 p.m.

Approval of Minutes of Legislative Committee Meeting of September 8, 2010

The committee approved the minutes (Church/Deal).

Authorize Calling on Congress to Pass Long-term Surface Transportation Reauthorization

Government Affairs Manager Seamus Murphy said staff is proposing the Committee recommend the Board adopt a resolution calling on Congress to enact long-term surface transportation legislation. The last budget authorization for Federal Surface Transportation spending expired a year ago. Since then, Congress has repeatedly extended the current level spending, which is inadequate to maintain current public transportation needs nationwide. The American Public Transportation Association (APTA) recently delivered thousands of petition signatures calling on Congress to do this exact thing. The administration, for the first time, announced a vision for long-term surface transportation reauthorization, so there are positive signs that Congress will move forward.

Committee Chair Kersteen-Tucker asked if the resolution has been circulated to other cities. Mr. Murphy said staff has met with a number of cities and has forwarded signed resolutions to APTA.

The Committee (Lloyd/Guilbault) unanimously recommended Board acceptance of the motion.

Authorize Support of Measure M to Fund Local Transportation Improvements in San Mateo County

Mr. Murphy said staff is proposing the Committee recommend the Board adopt a resolution supporting Measure M on the November 2 ballot in San Mateo County. The measure was authorized through the passage of SB 83 last year and placed on the ballot by the City/County Association of Governments. If passed, the measure would generate approximately \$6.7 million a year for transportation improvements through a \$10 increase in the vehicle registration fee.

Half of the funds would go towards local streets and road improvements and half of the funds would be available for countywide transportation improvements, including transit operations. This measure requires a majority voter approval.

The Committee (Tissier/Lloyd) unanimously recommended Board acceptance of the motion.

Update on the State Legislative Program

Mr. Murphy reported:

- The Legislature passed the budget and it was signed by the governor, but not before the governor used his line item veto to cut \$1 billion. The only cut to transportation was a reduction in High Speed Rail (HSR) connectivity funding, which was part of Proposition 1A. These funds were cut from \$146 million to \$39 million for local transit agencies and from \$88 million to \$62 million for intercity rail agencies. In both cases the governor stated the remaining funds should be used for positive train control implementation. There is some question whether that restriction is a legal use of his line item veto authority, since technically he can only change the dollar amount, but not enact new policy. Staff is contacting the California Transportation Commission to find out how they intend to move forward with the programming of these funds. Caltrain is eligible for \$41 million in funding through Proposition 1A.
- The governor removed several reporting requirements placed on the California High Speed Rail Authority by the Legislature as conditions for appropriations of the second half of their budget allocation. Those include a new ridership study and reporting back to the Senate Budget Committee before the second round of funding could be awarded.

Update on the Federal Legislative Program

- Congress did not approve its 2011 appropriations bills before the recess so they passed a continuing resolution, which staff expected. This resolution continues funding levels through December 3.
- Staff has been working on several Federal issues and most were areas of focus at APTA's annual meeting. The spare ratio issue is one APTA is asking the Federal Transit Administration (FTA) to revise. The proposed requirements are a result of a Transit Cooperative Research Program study that showed an increase in the spare ratio is warranted in order for fleet management needs to be consistent with service needs. These changes, if implemented, would allow SamTrans to maintain a fleet size of 125 percent of the fleet service requirement rather than the existing 120 percent. Staff is contacting our regional FTA administrator to express our support for the proposed changes.
- Congressman John Garamendi has introduced legislation that would eliminate or change many of the waivers and exceptions granted to transit agencies for Buy America regulations. APTA is working with the House Transportation and Infrastructure Committee to provide specific information on how that proposed legislation would impact transit agencies.
- The American Recovery and Reinvestment Act included a provision that increased the monthly amount employers can offer pre-tax benefits to employees who commute by transit. The amount was made equal to the benefit offered to people who commute via automobile. This expires at the end of the year and staff has contacted our delegation and

urged them to extend the benefit at the current levels so parking and transit benefits continue to be on par.

Director Omar Ahmad asked about the cut in transportation. Mr. Murphy said the CTC is in charge of allocating the funding. The governor basically took every project that wasn't a Positive Train Control project and cut it out of the current fiscal year allocation, but he left in \$38 million. The program that staff identified for this cycle is electrification, in the amount of \$4.1 million.

Public Comment

Jerry Grace, San Lorenzo, asked about HSR and cities not wanting to pay for it. Mr. Murphy said in the Environmental Impact Report the route is through the Caltrain corridor and proceeding with the alignment as part of project.

Adjourned: 3:13 p.m.

**SAN MATEO COUNTY TRANSIT DISTRICT
STAFF REPORT**

TO: San Mateo County Transit District

THROUGH: Michael J. Scanlon
General Manager/CEO

FROM: Mark Simon
Executive Officer, Public Affairs

SUBJECT: **STATE AND FEDERAL LEGISLATIVE UPDATE**

ACTION

This report is for information only. No Board action is required.

SIGNIFICANCE

Staff will provide regular updates to the Board consistent with the approved Legislative Program.

STATE ISSUES

2010 Election

Staff will provide an overview of the impact of the November 2 elections.

High Speed Rail

On November 4, the California High Speed Rail Authority will consider criteria that will guide the selection of a corridor to receive what is remaining of the State's \$2.25 billion American Recovery and Reinvestment Act (ARRA) award.

The proposed criteria strongly indicate that ARRA funds will be directed to whichever corridor receives the bulk of Fiscal Year 2011 Federal High Speed and Intercity Passenger Rail Program (HSIPR) funds.

FEDERAL ISSUES

High Speed Rail

On October 28, the Federal Railroad Administration was expected to award \$2.5 billion in grants from the 2010 HSIPR appropriation.

California was to receive \$902 million, with \$715 million awarded to one of the Central Valley corridors. The San Francisco-to-San Jose corridor was to receive \$16 million for the North Terminal project the 4th and King Street station in San Francisco. The project includes

construction of new platforms that will accommodate eventual high-speed rail service and allow Caltrain to continue to serve the station during high-speed rail construction.

Proposed Federal Emissions Rules

The Environmental Protection Agency (EPA) and the National Highway Traffic Safety Administration (NHTSA) recently issued a Notice of Proposed Rulemaking (NPRM) to establish new federal emissions standards for medium and heavy-duty engines including transit buses.

The proposal targets a 10 percent reduction in bus emissions and fuel consumption by 2018. Staff is reviewing the proposal to determine if these new standards could impact the Caltrain shuttle program and whether comments will be necessary.

Proposed Federal Seat Belt Rules

NHTSA also issued a NPRM that would affect motor vehicle safety standards. Specifically, the proposal seeks to establish seat belt requirement for commuter buses such as Greyhound that make longer trips.

The American Public Transportation Association has commented suggesting that the proposal be clarified to ensure that certain bus transit services are not adversely affected. Staff is preparing similar comments.

Prepared By: Seamus Murphy, Manager, Government Affairs

650.508.6388

**San Mateo County Transit District
End of Session Legislative Matrix**

Bill ID/Topic	Location	Summary	Position
<p><u>AB 231</u> <u>Huber D</u></p> <p>Environment: California Environmental Quality Act: overriding consideration.</p>	<p>ASSEMBLY CHAPTERED 9/29/2010 - Chaptered by the Secretary of State, Chapter Number 432, Statutes of 2010</p>	<p>The California Environmental Quality Act (CEQA) requires a lead agency, as defined, to prepare, or cause to be prepared, and certify the completion of, an environmental impact report (EIR) on a project that it proposes to carry out or approve that may have a significant effect on the environment or to adopt a negative declaration if it finds that the project will not have that effect. The CEQA also requires a lead agency to prepare a mitigated negative declaration for a project that may have a significant effect on the environment if revisions in the project would avoid or mitigate that effect and there is no substantial evidence that the project, as revised, would have a significant effect on the environment. For projects whose environmental impacts can not be mitigated to less than significance, existing law authorizes a lead agency to find that specified overriding economic, legal, social, technological, or other benefits of the project outweigh the significant effects on the environment. If an EIR has been prepared and certified for a program, plan, policy, or ordinance, a lead agency is required to use a tiered EIR for a later project if the lead agency determines that the later project is consistent with the program, plan, policy, or ordinance, and satisfies other criteria.</p> <p>This bill would authorize a lead agency, until January 1, 2016, to incorporate by reference a finding of overriding consideration made in a prior EIR for a later project if specified conditions are met, including that the lead agency determines that the later project's significant impacts on the environment are not greater than or different from those identified in the prior EIR.</p> <p>Last Amended on 8/20/2010</p>	
<p><u>AB 289</u> <u>Galgiani D</u></p> <p>High-speed rail.</p>	<p>ASSEMBLY VETOED 9/30/2010 - Vetoed by the Governor</p>	<p>Existing law, the California High-Speed Rail Act, creates the High-Speed Rail Authority to develop and implement a high-speed rail system in the state, with specified powers and duties. Existing law, pursuant to the Safe, Reliable High-Speed Passenger Train Bond Act for the 21st Century, approved by the voters as Proposition 1A at the November 4, 2008, general election, provides for the issuance of \$9.95 billion in general obligation bonds for high-speed rail and related purposes. The federal Passenger Rail Investment and Improvement Act of 2008 (PRIIA) and the federal American Recovery and Reinvestment Act of 2009 (ARRA) provide funding for allocation nationally to high-speed rail projects.</p> <p>This bill would require federal high-speed rail funds received on a reimbursement basis from ARRA to be deposited in the federal trust fund. The bill would require certain ARRA funds to be used for planning and engineering, and for capital costs, for the high-speed train system consistent with federal law and regulations and specified provisions of SB 965 of the 2009-10 Regular Session. The bill would identify the corridors eligible for federal PRIIA funds. The above provisions would become operative only if SB 965 is also enacted and becomes operative. Last Amended on 8/27/2010</p>	

**San Mateo County Transit District
End of Session Legislative Matrix**

Bill ID/Topic	Location	Summary	Position
<p><u>AB 569</u> <u>Emmerson R</u></p> <p>Meal periods: exemptions.</p>	<p>ASSEMBLY CHAPTERED 9/30/2010 - Chaptered by the Secretary of State, Chapter Number 662, Statutes of 2010</p>	<p>Existing law prohibits, subject to certain exceptions, an employer from requiring an employee to work more than 5 hours per day without providing a meal period and, notwithstanding that provision, authorizes the Industrial Welfare Commission to adopt a working condition order permitting a meal period to commence after 6 hours of work if the order is consistent with the health and welfare of affected employees.</p> <p>This bill would exempt from these provisions employees in a construction occupation, commercial drivers, employees in the security services industry employed as security officers, and employees of electrical and gas corporations or local publicly owned electric utilities, as defined, if those employees are covered by a valid collective bargaining agreement containing specified terms, including meal period provisions. It would specify that its provisions do not affect the requirements for meal periods for certain other employees or employers. Last Amended on 8/20/2010</p>	
<p><u>AB 619</u> <u>Blumenfield D</u></p> <p>Transportation projects: high-speed rail.</p>	<p>ASSEMBLY VETOED 9/30/2010 - Vetoed by the Governor</p>	<p>Existing law, the California High-Speed Rail Act, creates the High-Speed Rail Authority to develop and implement a high-speed train system in the state, with specified powers and duties. Existing law gives the authority the power to, among other things, enter into contracts with private or public entities for the design, construction, and operation of high-speed trains. Existing law, the Safe, Reliable, High-Speed Passenger Train Bond Act for the 21st Century, approved by the voters as Proposition 1A at the November 4, 2008, general election, provides for the issuance of \$9.95 billion in general obligation bonds for high-speed rail and related purposes.</p> <p>This bill would require any entity applying for a contract with the authority for goods or services related to the high-speed train network, as specified, to affirmatively certify whether it had any direct involvement in the deportation of any individuals to extermination camps, work camps, concentration camps, prisoner of war camps, or any similar camps between specified dates during World War II. The bill would also require the authority to acknowledge and note the importance of complying with this certification, as provided. Last Amended on 7/15/2010</p>	
<p><u>AB 987</u> <u>Ma D</u></p> <p>Transit village development districts.</p>	<p>ASSEMBLY CHAPTERED 9/27/2010 - Chaptered by the Secretary of State, Chapter Number 354, Statutes of 2010</p>	<p>Existing law, the Transit Village Development Planning Act of 1994, authorizes a city or county to create a transit village plan for a transit village development district. A transit village development district is required to include all land within not less than 1/4 mile of the exterior boundary of the parcel on which is located a transit station, as defined.</p> <p>This bill would recast the area included in a transit village development district to include all land within not more than 1/2 mile of the main entrance of a transit station and make additional legislative findings. Last Amended on 8/18/2010</p>	<p>Support</p>

**San Mateo County Transit District
End of Session Legislative Matrix**

Bill ID/Topic	Location	Summary	Position
<p><u>AB 1405</u> <u>De Leon D</u></p> <p>California Global Warming Solutions Act of 2006: California Climate Change Community Benefits Fund.</p>	<p>ASSEMBLY VETOED 9/30/2010 - Vetoed by the Governor</p>	<p>The California Global Warming Solutions Act of 2006 requires the State Air Resources Board to adopt regulations to require the reporting and verification of emissions of greenhouse gases and to monitor and enforce compliance with the reporting and verification program, and requires the state board to adopt a statewide greenhouse gas emissions limit equivalent to the statewide greenhouse gas emissions level in 1990 to be achieved by 2020. The act requires the state board to adopt rules and regulations in an open public process to achieve the maximum technologically feasible and cost-effective greenhouse gas emission reductions. The act authorizes the state board to include the use of market-based compliance mechanisms. The act authorizes the state board to adopt a schedule of fees to be paid by the sources of greenhouse gas emissions regulated pursuant to the act, and requires the revenues collected pursuant to that fee to be deposited into the Air Pollution Control Fund and be available, upon appropriation by the Legislature, for purposes of carrying out the act.</p> <p>This bill would establish the California Climate Change Community Benefits Fund, and would require a minimum of 10% of revenues generated for the state each year from the state sale of compliance instruments for market-based compliance mechanisms pursuant to the act, other than revenues collected for administrative purposes, to be deposited into that fund. The moneys in the fund would be used, upon appropriation by the Legislature, in the most impacted and disadvantaged communities, as defined, to fund programs or projects that reduce greenhouse gas emissions or mitigate direct health, or environmental, impacts of climate change through competitive grants, loans, or other funding mechanisms. The Secretary for Environmental Protection would be required to administer moneys appropriated from the fund and would be required to establish criteria and procedures, and meet other requirements in connection with implementation, as provided. Last Amended on 8/20/2010</p>	
<p><u>AB 1500</u> <u>Lieu D</u></p> <p>High-occupancy lanes: single occupancy vehicles: sunset date.</p>	<p>ASSEMBLY CHAPTERED 7/7/2010 - Chaptered by Secretary of State - Chapter 37, Statutes of 2010.</p>	<p>Existing law authorizes the Department of Transportation to designate certain lanes for the exclusive use of high-occupancy vehicles (HOV), which lanes may also be used, until January 1, 2011, by certain low-emission and hybrid vehicles not carrying the requisite number of passengers otherwise required for the use of an HOV lane if the vehicle displays a valid identifier issued by the Department of Motor Vehicles. Existing law, until January 1, 2011, makes it a misdemeanor to illegally use a decal, label, or other identifiers issued by the department.</p> <p>This bill would extend the date, to January 1, 2015, that specified low-emission vehicles can use high-occupancy lanes, the department can issue low-emission decals or other identifiers, and illegal use of a department-issued decal on a low-emission vehicle is considered a misdemeanor, creating a state-mandated local program. Last Amended on 5/26/2010</p>	

**San Mateo County Transit District
End of Session Legislative Matrix**

Bill ID/Topic	Location	Summary	Position
<p><u>AB 2098</u> <u>Miller R</u></p> <p>Riverside County Transportation Commission: transportation projects: contracts.</p>	<p>ASSEMBLY CHAPTERED 9/24/2010 - Chaptered by the Secretary of State, Chapter Number 250, Statutes of 2010</p>	<p>Existing law, until January 1, 2014, allows certain state and local transportation entities, if authorized by the California Transportation Commission, to use a design-build process for contracting on transportation projects, as specified. This bill would authorize the Riverside County Transportation Commission, if authorized by the commission, to utilize this design-build procurement process for the State Route 91 Corridor Improvements Project on the state highway system.</p> <p>The bill would make the Department of Transportation responsible for the performance of construction inspection services for the project, as specified, and would require the commission to report on the progress of the project and related matters to specified legislative committees. Last Amended on 8/20/2010</p>	
<p><u>AB 2147</u> <u>V. Manuel Perez D</u></p> <p>Safe Routes to School construction program.</p>	<p>ASSEMBLY VETOED 9/29/2010 - Vetoed by the Governor</p>	<p>Existing law requires the Department of Transportation, in consultation with the Department of the California Highway Patrol, to establish and administer a "Safe Routes to School" construction program pursuant to authority granted under specified federal law and to use federal transportation funds for construction of bicycle and pedestrian safety and traffic calming projects. Existing law requires the department to make grants available to local agencies under the program through a competitive grant process that considers various factors in rating the proposals.</p> <p>This bill would additionally authorize grants to be made to school districts and would require, in rating a proposal, the consideration of the proposal's benefit to a low-income school and the degree to which the proposal reflects the participation, input, and priorities of community stakeholders, as specified. The bill would also require the department to form a multidisciplinary committee to advise the department, as specified. Last Amended on 8/20/2010</p>	
<p><u>AB 2324</u> <u>John A. Perez D</u></p> <p>Transit: public transit facilities.</p>	<p>ASSEMBLY CHAPTERED 9/30/2010 - Chaptered by the Secretary of State, Chapter Number 675, Statutes of 2010</p>	<p>Existing law prohibits a person from knowingly possessing specified weapons and other items within any sterile area, as defined, of an airport or passenger vessel terminal, except as specified.</p> <p>This bill would make it a misdemeanor, punishable as specified, for any person to knowingly possess at a public transit vehicle facility, as defined, specified weapons, if a notice is posted at the facility, as specified. By creating a new crime, the bill would impose a state-mandated local program. Last Amended on 8/20/2010</p>	
<p><u>SB 82</u> <u>Hancock D</u></p> <p>Community colleges: transportation fees.</p>	<p>SENATE CHAPTERED 9/30/2010 - Chaptered by the Secretary of State, Chapter Number 619, Statutes of 2010</p>	<p>Existing law establishes the California Community Colleges, administered by the Board of Governors of the California Community Colleges, as one of the segments of public postsecondary education in the state. Existing law establishes community college districts under the administration of community college governing boards, and authorizes these districts to provide instruction at community college campuses throughout the state.</p> <p>This bill would increase the combined limit of the transportation fee and the parking services fee to \$70 per semester or \$35 per intersession. The bill would require these fee limits to increase annually based on a specified calculation. Last Amended on 8/16/2010</p>	

**San Mateo County Transit District
End of Session Legislative Matrix**

Bill ID/Topic	Location	Summary	Position
<p>SB 454 Lowenthal D</p> <p>Land use: zoning regulations.</p>	<p>SENATE CHAPTERED 9/27/2010 - Chaptered by the Secretary of State, Chapter Number 308, Statutes of 2010</p>	<p>The Planning and Zoning Law authorizes the legislative body of a city or county to adopt zoning ordinances regulating, among other things, the use of buildings, structures, and land as between industry, business, residences, open space, and other uses.</p> <p>This bill would delete the repeal of these provisions, thereby extending their operation indefinitely, and modify the information required to be included in the initial notice of a bona fide opportunity to submit an offer to purchase. Last Amended on 5/27/2010</p>	
<p>SB 455 Lowenthal D</p> <p>High-speed rail.</p>	<p>SENATE VETOED 9/30/2010 - Vetoed by the Governor</p>	<p>Existing law creates the High-Speed Rail Authority with specified powers and duties relative to development and implementation of a high-speed train system. The authority is composed of 9 members, including 5 members appointed by the Governor.</p> <p>This bill would provide that the members of the authority appointed by the Governor are subject to appointment with the advice and consent of the Senate. Last Amended on 8/19/2010</p>	
<p>SB 535 Yee D</p> <p>Vehicles: high-occupancy vehicle lanes.</p>	<p>SENATE CHAPTERED 8/30/2010 - Chaptered by the Secretary of State, Chapter Number 215, Statutes of 2010</p>	<p>Existing law authorizes the Department of Transportation to designate certain lanes for the exclusive use of high-occupancy vehicles (HOVs), which lanes may also be used, until January 1, 2011, or until the Secretary of State receives a specified notice, by certain low-emission, hybrid, or alternative fuel vehicles not carrying the requisite number of passengers otherwise required for the use of an HOV lane, if the vehicle displays a valid identifier. A violation of provisions relating to HOV lane use by vehicles with those identifiers is a crime.</p> <p>This bill would revise that provision to provide that it shall remain in effect only until January 1, 2015, or until the Secretary of State receives that specified notice, with respect to a vehicle that meets California's super ultra-low exhaust emission standard and the federal inherently low-emission evaporative emission (ILEV) standard and a vehicle produced during the 2004 model-year or earlier that meets the California ultra-low emission vehicle standard and the ILEV standard. With respect to all other vehicles described above, this provision shall be operative only until July 1, 2011, or only until the Secretary of State receives that specified notice, whichever occurs first. Last Amended on 6/24/2010</p>	
<p>SB 870 Ducheny D</p> <p>2010-11 Budget.</p>	<p>SENATE CHAPTERED 10/8/2010 - Chaptered by the Secretary of State, Chapter Number 712, Statutes of 2010</p>	<p>This bill would make appropriations for support of state government for the 2010-11 fiscal year. This bill contains other related provisions. Last Amended on 10/7/2010</p>	

**San Mateo County Transit District
End of Session Legislative Matrix**

Bill ID/Topic	Location	Summary	Position
<p>SB 1006 Pavley D</p> <p>Natural resources: climate change: Strategic Growth Council.</p>	<p>SENATE CHAPTERED 9/30/2010 - Chaptered by the Secretary of State, Chapter Number 632, Statutes of 2010</p>	<p>Existing law requires the Strategic Growth Council to take certain actions with regard to coordinating programs of member state agencies to improve air and water quality, improve natural resource protection, increase the availability of affordable housing, improve transportation, meet the goals of the California Global Warming Solutions Act of 2006, encourage sustainable land use planning, and revitalize urban and community centers in a sustainable manner. Existing law defines certain terms for the purposes of the Strategic Growth Council.</p> <p>This bill would, instead, require the council to manage and award revolving loans or grants to a city, county, special district, nonprofit organization, or entity formed under a joint powers agreement. The bill would require that these revolving loans or grants be awarded for urban greening plans and projects. Last Amended on 8/20/2010</p>	
<p>SB 1268 Simitian D</p> <p>Toll bridges, lanes, and highways: electronic toll collection mechanisms: disclosure of personal information.</p>	<p>SENATE CHAPTERED 9/29/2010 - Chaptered by the Secretary of State, Chapter Number 489, Statutes of 2010</p>	<p>Existing law authorizes development and implementation of various electronic bridge and highway toll collection mechanisms.</p> <p>This bill would prohibit a transportation agency, as defined, from selling or providing personally identifiable information of a person obtained pursuant to the person's participation in an electronic toll collection system or use of a toll facility that uses an electric toll collection system, subject to specified exceptions. The bill would require a transportation agency that uses an electric toll collection system to establish a privacy policy regarding personally identifiable information in that regard and to provide the policy to subscribers and post the policy on its Internet Web site. The bill would allow a transportation agency to store certain personally identifiable information of a person and would, on and after July 1, 2011, require it to discard other information within a designated time period. The bill would prescribe the circumstances in which a transportation agency may make personally identifiable information available to a law enforcement agency. The bill would authorize a person whose personally identifiable information has been sold or provided in violation of the bill to bring specified actions for recovery of damages, costs, and attorney's fees. The bill would authorize a transportation agency to impose an administrative fee to implement these provisions, as specified. By imposing new duties on local transportation agencies, the bill would impose a state-mandated local program. Last Amended on 8/20/2010</p>	

**San Mateo County Transit District
End of Session Legislative Matrix**

Bill ID/Topic	Location	Summary	Position
<p>SB 1320 Hancock D</p> <p>Transit fare evasion and passenger misconduct: administrative adjudication.</p>	<p>SENATE CHAPTERED 9/29/2010 - Chaptered by the Secretary of State, Chapter Number 493, Statutes of 2010</p>	<p>Existing law provides that it is an infraction, punishable by a fine not to exceed \$250 and by specified community service, to evade the payment of any fare of, or to engage in passenger misconduct on or in a facility or vehicle of, a public transportation system. Existing law authorizes the City and County of San Francisco and the Los Angeles County Metropolitan Transportation Authority to adopt and enforce an ordinance to impose and enforce civil administrative penalties for fare evasion or passenger misconduct, other than by minors, on or in a transit facility or vehicle in lieu of the criminal penalties, with specified administrative adjudication procedures for the imposition and enforcement of the administrative penalties, including an initial review and opportunity for a subsequent administrative hearing. Fare evasion and passenger misconduct violation penalties are deposited in the general fund of the City and County of San Francisco or the County of Los Angeles, as applicable.</p> <p>This bill would authorize the Santa Clara Valley Transportation Authority, the Sacramento Regional Transit District, Long Beach Transit, Foothill Transit, and the Alameda-Contra Costa Transit District to adopt and enforce a similar administrative adjudication ordinance. Fare evasion and passenger misconduct violation penalties would be deposited in the general fund of the county in which the citation is administered. Last Amended on 8/9/2010</p>	
<p>SB 1371 Correa D</p> <p>Transportation: bond funded projects: letter of no prejudice.</p>	<p>SENATE CHAPTERED 9/24/2010 - Chaptered by the Secretary of State, Chapter Number 292, Statutes of 2010</p>	<p>Existing law, the Safe, Reliable High-Speed Passenger Train Bond Act for the 21st Century, provides for the issuance of \$9.95 billion in general obligation bonds for high-speed rail and related purposes, including \$950 million to be allocated by the California Transportation Commission to eligible recipients for capital improvements to intercity and commuter rail lines and urban rail transit systems in connection with or otherwise related to the high-speed train system.</p> <p>This bill would allow an eligible recipient for funding for capital improvements to intercity and commuter rail lines and urban rail transit systems in connection with or otherwise related to the high-speed train system under the Safe, Reliable High-Speed Passenger Train Bond Act for the 21st Century to apply to the California Transportation Commission for a letter of no prejudice relating to those projects. The bill would authorize the commission to develop guidelines to implement these provisions. Last Amended on 8/16/2010</p>	<p>Support</p>

**San Mateo County Transit District
End of Session Legislative Matrix**

Bill ID/Topic	Location	Summary	Position
<p><u>SBX6 21</u> <u>Yee D</u></p> <p>Disaster relief: County of San Mateo: San Bruno explosion.</p>	<p>SENATE THIRD READING 10/8/2010 - Read third time. Urgency clause refused adoption. (Ayes 20. Noes 15.)</p>	<p>Existing law authorizes a county board of supervisors to provide by ordinance for the reassessment of property that is damaged or destroyed, without fault on the part of the assessee, by a major misfortune or calamity, upon the application of the assessee or upon the action of the county assessor with the board's approval. With respect to certain counties that have adopted reassessment ordinances and have been declared by the Governor to be in a state of emergency as a result of certain events, existing law provides for state allocations of the estimated amounts of the reductions in property tax revenues resulting in certain fiscal years from reassessments under those ordinances. Existing law also continuously appropriates, without regard to fiscal years, moneys in the Special Fund for Economic Uncertainties for purposes of funding these state allocations.</p> <p>This bill would provide for similar state allocations with respect to property tax revenue reductions resulting from a reassessment for damages incurred within the County of San Mateo, which was declared by the Governor to be in a state of emergency due to the explosion and fire that occurred on September 9, 2010. Last Amended on 10/7/2010</p>	<p>Support</p>



A G E N D A

BOARD OF DIRECTORS

**San Mateo County Transit District Administrative Building
Bacciocco Auditorium - Second Floor
1250 San Carlos Ave., San Carlos, CA**

WEDNESDAY, November 10, 2010 – 3:00 p.m.
or immediately following Committee meetings

1. CALL TO ORDER/ROLL CALL

2. CONSENT CALENDAR

MOTION

- a. Approval of Minutes of Board of Directors Meeting of October 13, 2010
- b. Acceptance of Statement of Revenues and Expenses for June 2010 (unaudited)
- c. Acceptance of Statement of Revenues and Expenses for September 2010
- d. Acceptance of the Quarterly Investment Report and Fixed Income Market Review and Outlook for the Quarter Ended September 30, 2010
- e. Approval of 2011 Board of Directors Meeting Calendar

3. PUBLIC COMMENT

Public comment by each individual speaker shall be limited to one minute

4. REPORT OF THE CHAIR

5. REPORT OF THE GENERAL MANAGER/CEO

- a. Twenty Year Safe Worker – Eugene Cabugao

6. COMMUNITY RELATIONS COMMITTEE

(Accessibility, Senior Services, and Community Issues)

SUBJECTS DISCUSSED

- a. Accessibility Update
- b. Paratransit Coordinating Council (PCC) Update
- c. Citizens Advisory Committee Liaison Report
- d. Performance Report – Caltrain
- e. Multimodal Ridership Report – September 2010

Note: All items appearing on the agenda are subject to action by the Board. Staff recommendations are subject to change by the Board.

7. FINANCE COMMITTEE

RESOLUTION

- a. Adoption of Conflict of Interest Code

8. LEGISLATIVE COMMITTEE

SUBJECTS DISCUSSED

- a. State and Federal Legislative Update

9. WRITTEN COMMUNICATIONS TO THE BOARD OF DIRECTORS

10. BOARD MEMBER REQUESTS/COMMENTS

11. DATE, TIME AND PLACE OF NEXT MEETING – December 8, 2010 at 2 p.m.,
San Mateo County Transit District, Administrative Building, Bacciocco Auditorium, 2nd
Floor, 1250 Carlos Ave., San Carlos 94070

12. GENERAL COUNSEL PROPOSAL

- a. Closed Session: Conference with Labor Negotiator – Pursuant to Government Code Section 54957.6, Teamsters Union, Local 856 (Bus Transportation Supervisors, Dispatchers and Radio Controllers)
- b. Closed Session: Conference with Labor Negotiator – Pursuant to Government Code Section 54957.6, Amalgamated Transit Union, Local 1574 (Customer Service Center Employees)
- c. Closed Session: Conference with Legal Counsel – Existing Litigation – Pursuant to Government Code Section 54956.9(a) Workers' Compensation Claim of Lowell Love
- d. Closed Session: Public Employee Performance Evaluation and Associated Negotiations - Pursuant to Government Code Sections 54957 and 54957.6: General Manager/CEO

13. ADJOURNMENT

INFORMATION TO THE PUBLIC

If you have questions on the agenda, please contact the District Secretary at 650-508-6242. Agendas are available on the SamTrans Website at www.samtrans.com.

The San Mateo County Transit District Board and Citizens Advisory Committee (CAC) meeting schedules are available on the Web site.

Date and Time of Board and Advisory Committee Meetings

San Mateo County Transit District Committees and Board: Second Wednesday of the month, 2 p.m.; SamTrans Citizens Advisory Committee: First Wednesday of the month, 6:30 p.m. Date, time and location of meetings may be change as necessary.

Location of Meeting

The San Mateo County Transit District Administrative Building is located at 1250 San Carlos Avenue, San Carlos, one block west of the San Carlos Caltrain Station on El Camino Real and accessible by SamTrans bus Routes 260, 295, 390, 391, KX. [Map link](#) Additional transit information can be obtained by calling 1-800-660-4287 or 511.

Public Comment

- If you wish to address the Board, please fill out a speaker's card located on the agenda table. If you have anything that you wish distributed to the Board and included for the official record, please hand it to the District Secretary, who will distribute the information to the Board members and staff.
- Members of the public may address the Board on non-agendized items under the Public Comment item on the agenda. Public testimony by each individual speaker shall be limited to one minute and items raised that require a response will be deferred for staff reply.

Accessibility for Individuals with Disabilities

Upon request, the Transit District will provide for written agenda materials in appropriate alternative formats, or disability-related modification or accommodation, including auxiliary aids or services, to enable individuals with disabilities to participate in public meetings. Please send a written request, including your name, mailing address, phone number and brief description of the requested materials and a preferred alternative format or auxiliary aid or service at least two days before the meeting. Requests should be mailed to the District Secretary at San Mateo County Transit District, 1250 San Carlos Avenue, San Carlos, CA 94070-1306; or emailed to board@samtrans.com; or by phone at 650-508-6242, or TTY 650-508-6448.

Availability of Public Records

All public records relating to an open session item on this agenda, which are not exempt from disclosure pursuant to the California Public Records Act, that are distributed to a majority of the legislative body will be available for public inspection at 1250 San Carlos Avenue, San Carlos, CA 94070-1306, at the same time that the public records are distributed or made available to the legislative body.

Note: All items appearing on the agenda are subject to action by the Board. Staff recommendations are subject to change by the Board.

**SAN MATEO COUNTY TRANSIT DISTRICT
1250 SAN CARLOS AVENUE, SAN CARLOS, CALIFORNIA**

**MINUTES OF BOARD OF DIRECTORS MEETING
OCTOBER 13, 2010**

Members Present: O. Ahmad, M. Church, J. Deal, R. Guilbault (Chair), Z. Kersteen-Tucker, A. Lloyd, K. Matsumoto, A. Tissier

Members Absent: S. Harris

Staff Present: J. Cassman, F. Fitzpatrick, G. Harrington, R. Haskin, M. Lee, M. Martinez, N. McKenna, D. Miller, C. Patton, M. Scanlon, M. Simon

Chair Rose Guilbault called the meeting to order at 2:08 p.m.

PUBLIC HEARING TO ADDRESS ADOPTION OF AN UPDATED PROPERTY CONVEYANCE POLICY AND FEE SCHEDULE

District Secretary Martha Martinez said at the September 8, 2010 meeting, the Board of Directors set today's public hearing to consider adoption of an updated Fee Schedule. A public hearing notice appeared in *San Francisco Examiner* on September 19 and 26 and the *San Jose Post-Record* on September 20 and 27. To date, no comments have been received.

Manager, Real Estate and Property Development Brian Fitzpatrick said the San Mateo County Transportation Authority and the Peninsula Corridor Joint Powers Board already have adopted this policy. Mr. Fitzpatrick said the updated fee schedule will capture staff time associated with processing a permit and the land value connected with the facility. He said the updated policy fees are in line with neighboring transit agencies.

Public Comment

Pat Giorni, Burlingame, said when it comes to time for any property that SamTrans owns to be used for High Speed Rail, she hopes the District collects rent.

Director Adrienne Tissier arrived at 2:15 p.m.

Legal Counsel David Miller said all the applicable legal requirements have been met and the Board can close the public hearing.

A motion (Lloyd/Ahmad) to close the hearing was approved unanimously.

AUTHORIZE ADOPTION OF AN UPDATED PROPERTY CONVEYANCE POLICY AND FEE SCHEDULE

A motion (Lloyd/Ahmad; Tissier abstained) to adopt an updated Property Conveyance Policy and Fee Schedule was approved unanimously.

Adjourned to Committee meetings at 2:16 p.m.

Board reconvened at 3:19 p.m.

CONSENT CALENDAR

The Board unanimously approved the consent calendar (Church/Deal):

- a. Approval of Minutes of Board of Directors Meeting of September 8, 2010
- b. Acceptance of Statement of Revenues and Expenses for August 2010

PUBLIC COMMENT

Jerry Grace, San Lorenzo, asked if SamTrans helped with the San Bruno fire and were there any bus routes affected.

REPORT OF CHAIR

Chair Guilbault reported:

- The coastside seat held by Director Zoe Kersteen-Tucker expires on December 31, 2010. In 2005, a policy was adopted that specifies Board appointments are to be made in a manner to promote diversity, encompassing location of residency, ethnicity and gender. No public member shall have held elected office one full year prior to being appointed to the board. Directors Karyl Matsumoto, Jerry Deal and Omar Ahmad will serve on the nominating subcommittee that will recommend a nominee.
- Congratulated General Manager/CEO Michael Scanlon on his election as chair of the American Public Transportation Association for the upcoming year.
- The advisory committee of the board met today to discuss the bus advertising policy. More data needs to be considered. The advisory committee will report back to the board at a later date.

REPORT OF THE GENERAL MANAGER/CEO

Mr. Scanlon reported:

- SamTrans sent buses for evacuation and initial shelter as an immediate and direct response to the San Bruno fire. Secondly, Public Information Specialist Tasha Bartholomew assisted staff from San Bruno in fielding calls from the media. Thirdly, staff strongly advocated in favor of an urgency bill to provide relief to San Bruno victims. The bill passed the Legislature last week. Finally, employees donated money that has been passed on to various charities.
- On behalf of staff, expressed deepest sympathy on the passing of CAC member Ken Feldstein.
- Thanked Dr. Michal Settles for her work on the RediCoast service.
- Staff's investment in human capital continues with the start of the next Leadership Academy.
- Transportation specials include the Association for the Advancement of Retired Persons Driver Safety Appreciation programs in San Mateo and San Carlos.
- Bus contracts and procurement staff are working on the Dumbarton Bridge Express Service Request for Proposal.
- Redi-Wheels staff has moved to their new modular at the Brewster facility.
- A major redevelopment of the Mervyns store at the Hillsdale Shopping Center will result in significant changes in bus stop locations.

- The operations planning staff is working with the planning and development staff on the initial work for the Comprehensive Operations Analysis.
- The Executive Team will be given a presentation by staff on the District's Green House Gas Emissions Inventory.
- Maintenance is well above the 19,000 miles goal at 22,000 miles on fixed-route service and 32,000 on Redi-Wheels.
- This weekend Route 17 will not operate on Main Street in Half Moon Bay due to Pumpkin Festival activities.
- Manager of Government Affairs Seamus Murphy and Manager of Community Relations Todd McIntyre were congratulated for being recognized by *Mass Transit Magazine* as one of the 40 up and coming transit industry managers under 40.
- Recognized Mr. McIntyre and Manager of Budgets Eva Goode for being selected for the inaugural class of the ENO Mid-management Training Program.
- Recognized Manager of Strategic Development Corinne Goodrich for being selected to participate in the International Transportation Study Program, funded by the Transit Cooperation Research Program. Ms. Goodrich will be on a two-week study mission entitled "Public Transportation Systems as the Foundation for Economic Growth." She will be with 12 other individuals meeting with transit officials in Istanbul, Turkey; Cairo, Egypt; Johannesburg and Cape Town, South Africa.
- Thanked Vice Chair Matsumoto, Directors Kersteen-Tucker and Ahmad for attending the APTA Annual Conference.
- Caltrain approved an increase in zone fares and reduction in mid-day service.

Executive Officer Public Affairs Mark Simon said Pico Boulevard is an unimproved road and the only access to South Base in San Carlos. He reported that many bus operators are alarmed at the number of close calls they had with pedestrians, bicyclists and automobiles using Pico Boulevard to access the residential complex. In anticipation of a study, staff decided to close the street to through traffic. Staff conducted a safety and security review of the property and the principal findings concluded the road does not meet the District's safety standards. It is not designed, nor built to be a thorough way or open road. It does not have appropriate signage, roadway markings including bike lanes, and the street lighting is inadequate. A complete traffic engineering study would be necessary to ensure the road could be open to through traffic in a manner that meets District safety standards. Mr. Simon said until such a study is conducted, staff advises against opening the road to pedestrian, bicycle or motor vehicles. Staff has heard from several people who ride their bicycles and use that road to access a bay trail. He said staff is prepared to facilitate scheduling of a meeting between Redwood City, the County of San Mateo and San Carlos to discuss how to improve the safety of Redwood Shores Parkway, a road that is designed to be used for this purpose.

Director Ahmad said the city of San Carlos is undergoing a redesign of the Holly Street/ Highway 101 Interchange. He said if there is an opportunity to work with SamTrans on the San Carlos side he is happy to coordinate a meeting with the public works director.

Director Tissier asked who owns the property that SamTrans leases. Mr. Scanlon said it is leased from a developer. He said staff hears the bike community loud and clear, but the problem is the liability if something happened. Director Tissier said, on behalf of the county, if there is some help needed to facilitate a meeting, please let her know.

COMMUNITY RELATIONS COMMITTEE

MOTION

- a. Designation of October as “Disabilities Awareness Month”

A motion (Lloyd/Tissier) to designate October as “Disabilities Awareness Month” was approved unanimously.

SUBJECTS DISCUSSED

- b. Accessibility Update
- c. Paratransit Coordinating Council (PCC) Update
- d. Citizens Advisory Committee Liaison Report
- e. Performance Report – ADA Paratransit Service
- f. Multimodal Ridership Report – August 2010

FINANCE COMMITTEE

RESOLUTIONS

- a. Authorize Award of Contract to Cummins West, Inc. for Purchase and Installation of Cleaire Horizon Filters and Related Items for a Total Cost of \$415,193
- b. Authorize Award of Contract to Spiteri’s Complete Auto Service and Repair, Inc. for Automotive Repair Services at an Estimated Cost of \$390,748 for a Three-year Base Term

The motion (Church/Ahmad) to approve the resolutions was approved unanimously by roll call.

LEGISLATIVE COMMITTEE

RESOLUTIONS

- a. Authorize Calling on Congress to Pass Long-term Surface Transportation Reauthorization
- b. Authorize Support of Measure M to Fund Local Transportation Improvements in San Mateo County

The motion (Kersteen-Tucker/Ahmad) to approve the resolutions was approved unanimously by roll call.

SUBJECTS DISCUSSED

- c. State and Federal Legislative Update

PLANNING, DEVELOPMENT & SUSTAINABILITY COMMITTEE

RESOLUTIONS

- a. Authorize Adoption of Grand Boulevard Multimodal Transportation Corridor Plan

The motion (Tissier/Ahmad) to approve the resolutions was approved unanimously by roll call.

WRITTEN COMMUNICATIONS

In reading file

BOARD MEMBER COMMENTS

Chair Guilbault said today's meeting will be adjourned in memory of CAC member Ken Feldstein and Assistant District Secretary Nancy McKenna's mother, Elaine McKenna.

Director Ahmad said Sister Samina was here but had to leave to extend a message to staff and the Board for being so diligent and very sensitive in dealing with the ads that appeared recently on the buses.

Director Matsumoto said she attended the APTA conference and learned a lot. She was very proud as a Board member to know that a lot of the subjects discussed and presented at the conference, SamTrans is already doing or exploring.

DATE AND TIME OF NEXT MEETING –November 10, 2010, at 2 p.m., San Mateo County Transit District, Administrative Building, 1250 San Carlos Avenue, San Carlos, CA 94070.

GENERAL COUNSEL PROPOSAL

- a. Closed Session: Conference with Labor Negotiator – Pursuant to Government Code Section 54957.6, Teamsters Union, Local 856 (Bus Transportation Supervisors, Dispatchers and Radio Controllers)
- b. Closed Session: Conference with Labor Negotiator – Pursuant to Government Code Section 54957.6, Amalgamated Transit Union, Local 1574 (Customer Service Center Employees)
- c. Closed Session: Pending Litigation Pursuant to Government Section Code 54956.9(a) City and County of San Francisco v. San Mateo County Transit District, San Mateo County Superior Court Case No. CIV 495644; City and County of San Francisco v. San Mateo County Transit District, Alameda County Superior Court Case No. RG 10518243

Legal Counsel David Miller said there is no need for a closed session on the first two items. There have been ongoing meetings with the Teamsters and the ATU, as recently as this morning, but there are no actions to be brought forward. Mr. Miller said there is a need to discuss the third item in closed session.

Board adjourned to closed session at 3:55 p.m.

Board reconvened to open session at 4:10 p.m.

Mr. Miller said the Board of Directors met in closed session as permitted by the Brown Act to consider a matter of pending litigation as listed on the agenda. He said this has to do with the City and County of San Francisco v. SamTrans, a condemnation action that is pending for the acquisition of an underwater easement from the San Mateo County Transit District for implementation of San Francisco's Hetch Hetchy water pipeline upgrade project. Mr. Miller said following extensive negotiations, as summarized by counsel in closed session, staff is asking the Board to authorize the General Manager/CEO to enter into an agreement with the water department, This agreement will allow them to take possession of the property that is the subject

of the condemnation proceeding and enable their project to proceed, but with the various safeguards that have been outlined by counsel in closed session.

The motion (Church/Deal) to authorize the General Manager/CEO to enter into an agreement with the water department was approved unanimously.

Adjourned at 4:13 p.m. in memory of CAC member Ken Feldstein and Assistant District Secretary Nancy McKenna's mother, Elaine McKenna.

**BOARD ITEM # 2 (e)
NOVEMBER 10, 2010**

**SAN MATEO COUNTY TRANSIT DISTRICT
STAFF REPORT**

TO: Board of Directors

THOROUGH: Michael J. Scanlon
General Manager/CEO

FROM: Martha Martinez
District Secretary

SUBJECT: **2011 BOARD OF DIRECTORS MEETING CALENDAR**

ACTION:

Staff recommends that the Board approve the Meeting Calendar for 2011 (attached).

SIGNIFICANCE:

The Board of Directors monthly meeting is scheduled for the second Wednesday of each month at 2:00 p.m.

BUDGET IMPACT:

There is no impact on the budget.

Prepared by: Martha Martinez, District Secretary

650-508-6242



Board/Committee Meeting Calendar for 2011

Wednesday – 2:00 PM
January 12
February 9
March 9
April 13
May 11
June 8
July 13
August 10
September 14
October 12
November 9
December 14

All meetings are held in the Bacciocco Auditorium – Second Floor, 1250 San Carlos Ave., San Carlos.